



THE WHITE HOUSE
WASHINGTON

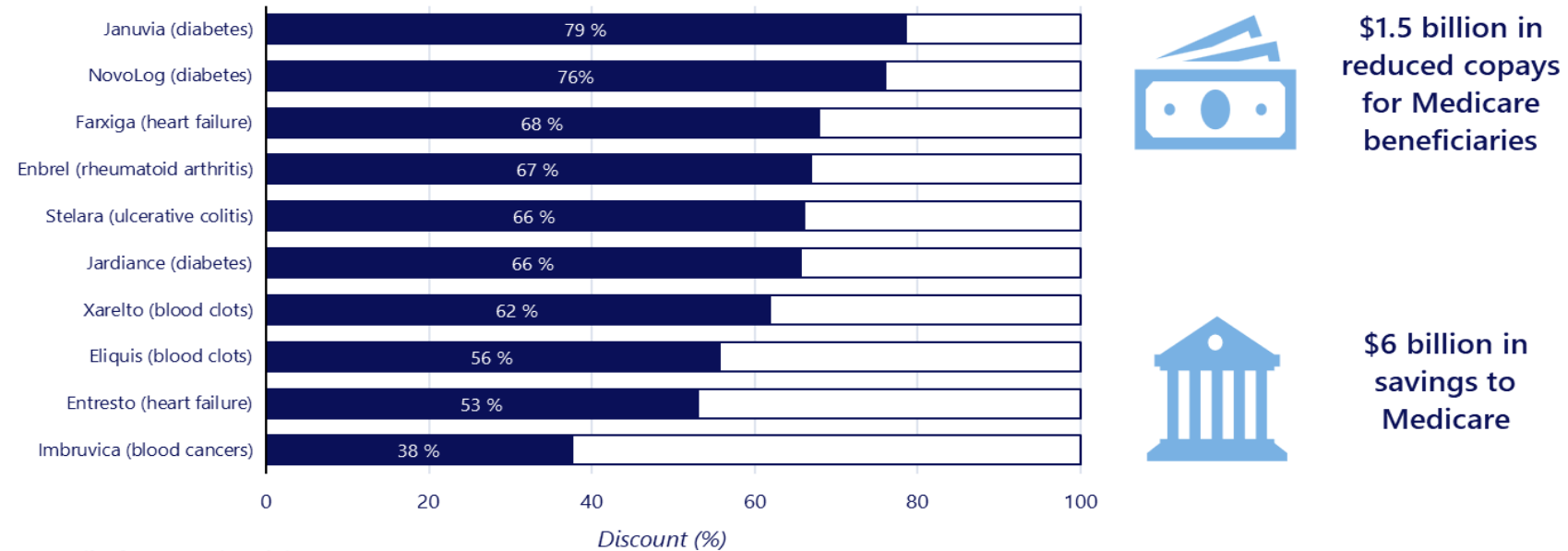
Historic Improvements to Health Care in America

January 2025

The Medicare drug price negotiation program will deliver dramatically lower prices for seniors.

Figure 1.1. The Medicare drug price negotiation program will deliver dramatically lower prices for seniors.

Drug name (example indication)



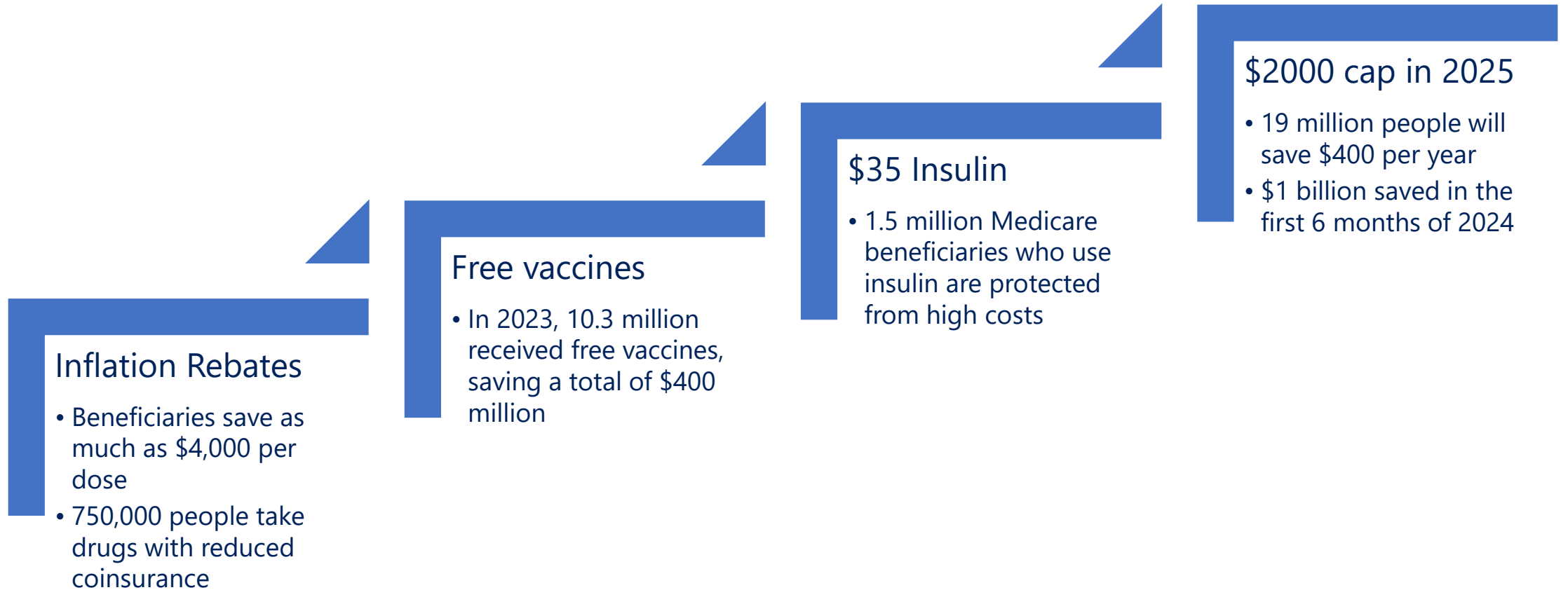
Council of Economic Advisers

Source: Centers for Medicare & Medicaid Services.

Note: Examples of conditions indicated for each drug are included in parentheses and are nonexhaustive. For example, Farxiga is also used to treat chronic kidney disease and diabetes. Fiasp, Fiasp FlexTouch, Fiasp PenFill, NovoLog FlexPen, and NovoLog PenFill are included in the NovoLog category. Discount refers to the percent difference in the negotiated price relative to the 2023 list price. Negotiated prices will go into effect on January 1, 2026. Estimated reduced copay amount is \$1.5 billion under the projected defined standard benefit design when the negotiated prices go into effect in 2026. Estimated savings in Medicare spending net of all rebates and certain fees and payments is \$6 billion in 2023 if negotiated prices had been in effect.

As of January 8, 2025 at 8:00am.

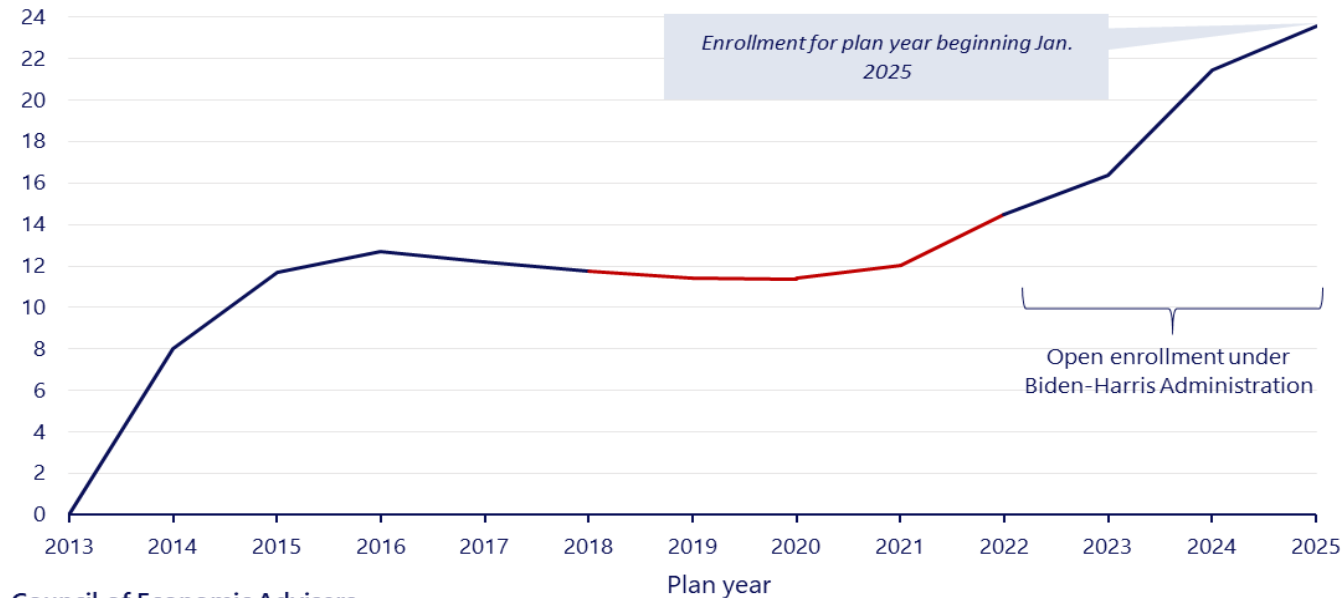
The provisions of the Inflation Reduction Act work together to make prescription drugs more affordable.



Marketplace enrollment grew dramatically in the Biden-Harris Administration.

Figure 2.1. Enrollment in the ACA Marketplace grew dramatically under the Biden-Harris Administration.

Number of individuals who selected a marketplace plan (millions)



Council of Economic Advisers

Sources: Centers for Medicare & Medicaid Services; Department of Health and Human Services.

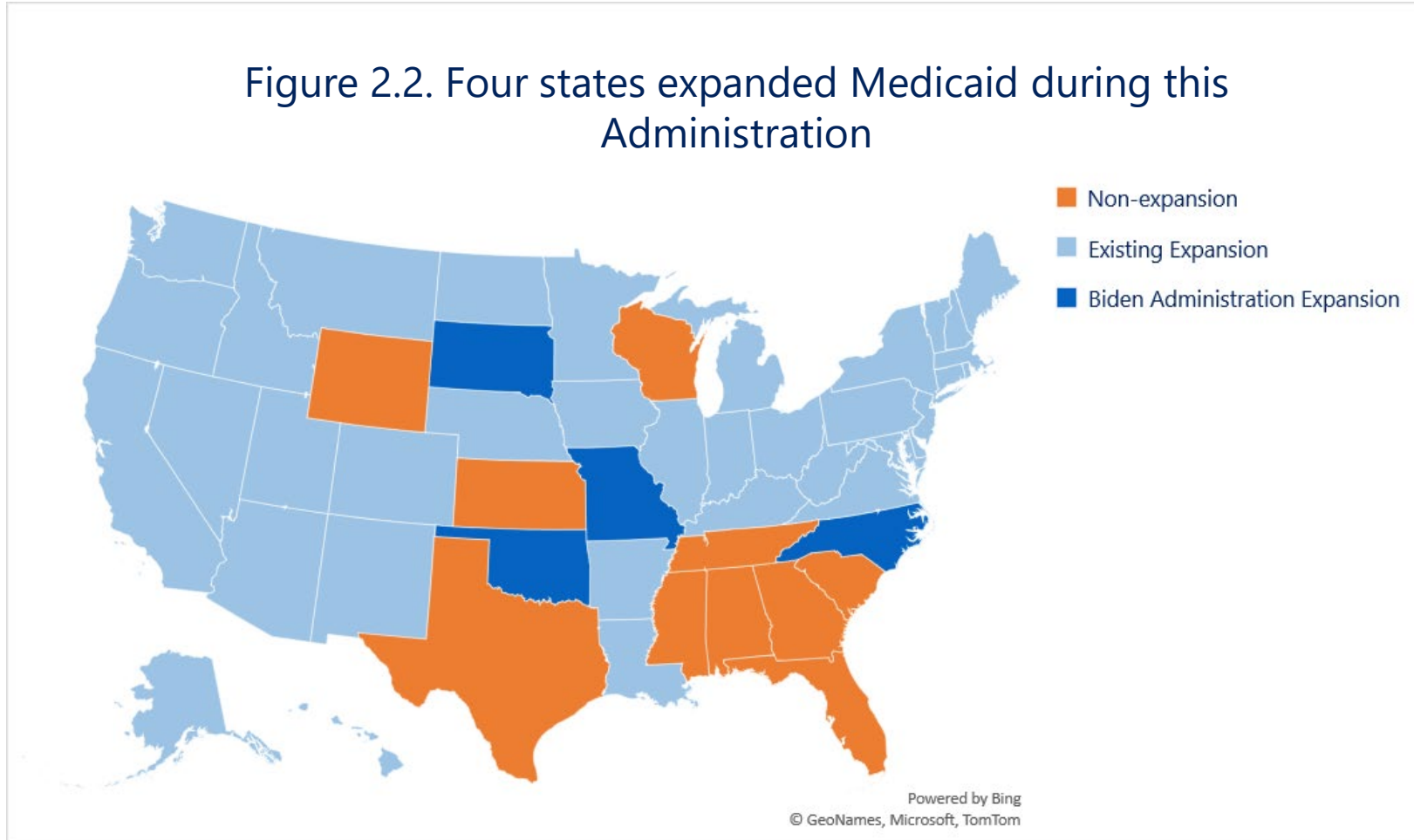
Note: Data for each year denote plan selections during the open enrollment period for that plan year, which starts during the prior calendar year.

The open enrollment period for plan year 2025 is still in progress and the number here represents enrollments made through December 23, 2024.

Blue lines indicate plan years during which the open enrollment period started during a Democratic administration, and the red line indicates those during which the open enrollment period started during a Republican administration.

As of January 8, 2025 at 8:00am

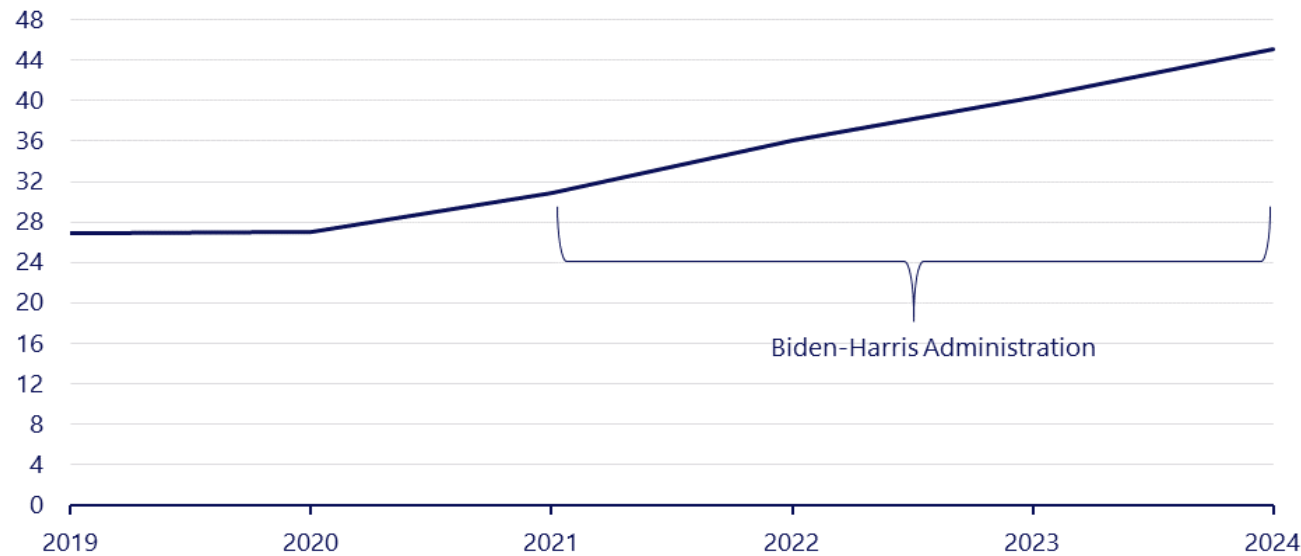
Four states expanded Medicaid during this Administration.



Today the ACA serves more than 45 million Americans.

Figure 2.3. Today the ACA serves more than 45 million Americans.

Number of individuals enrolled in ACA-related coverage



Council of Economic Advisers

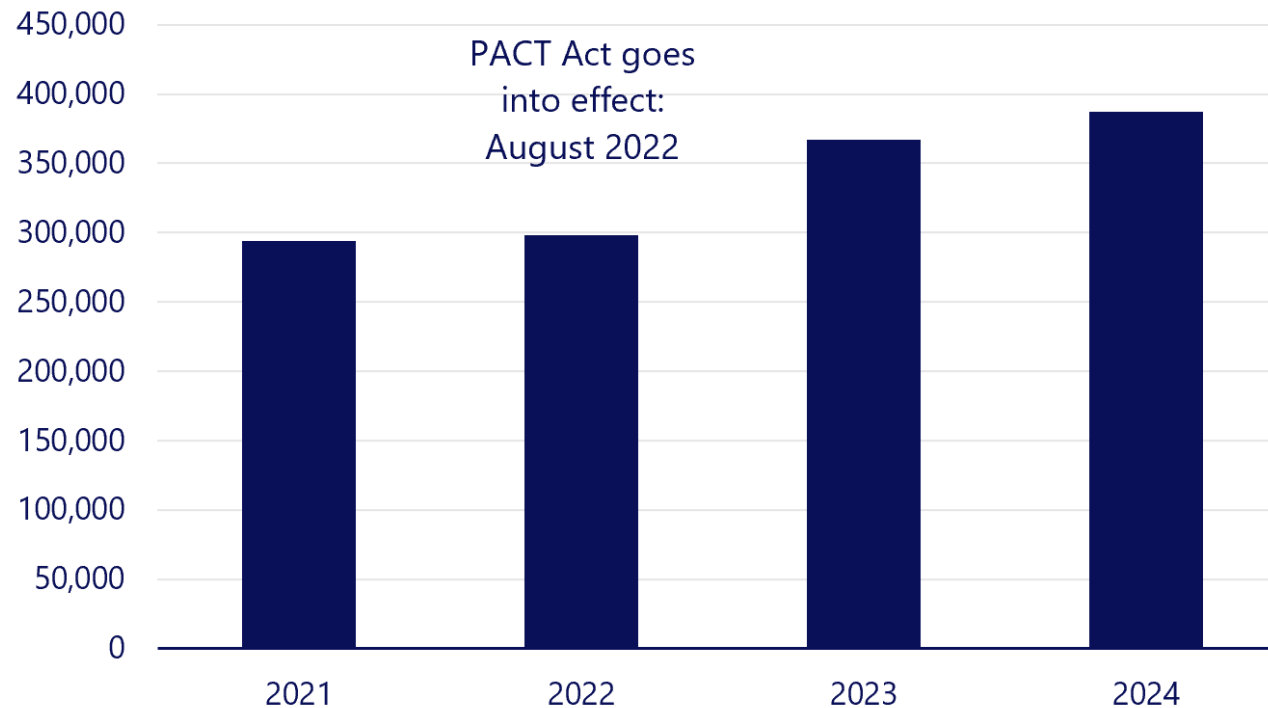
Sources: Department of Health and Human Services.

Note: Data for each year denote enrollment in the Marketplace, Medicaid expansion eligibility group, and Basic Health Program.

Enrollment in VA Health Care grew, ensuring more veterans have access to world class care

Figure 2.4. VA health care serves more veterans.

VHA new enrollees



Council of Economic Advisers

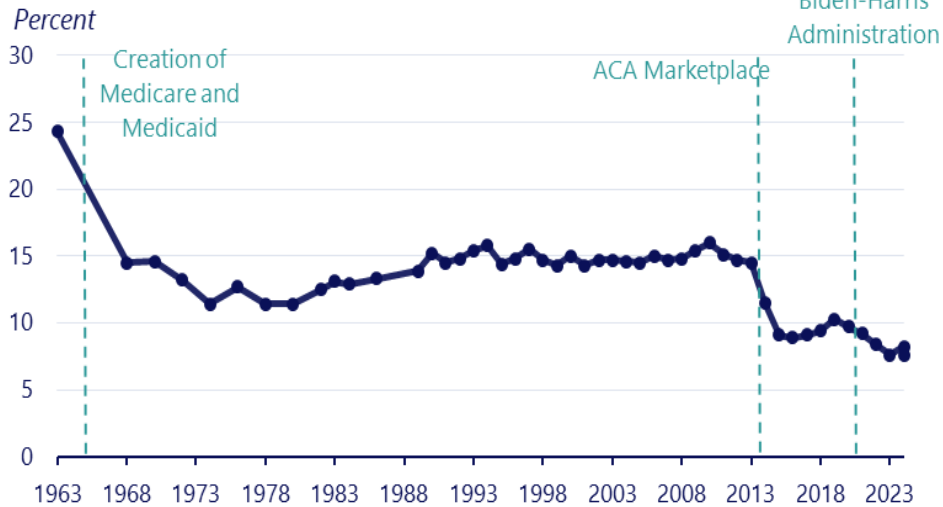
Sources: U.S. Department of Veteran Affairs; CEA calculations.

As of January 8, 2025 at 8:00am.

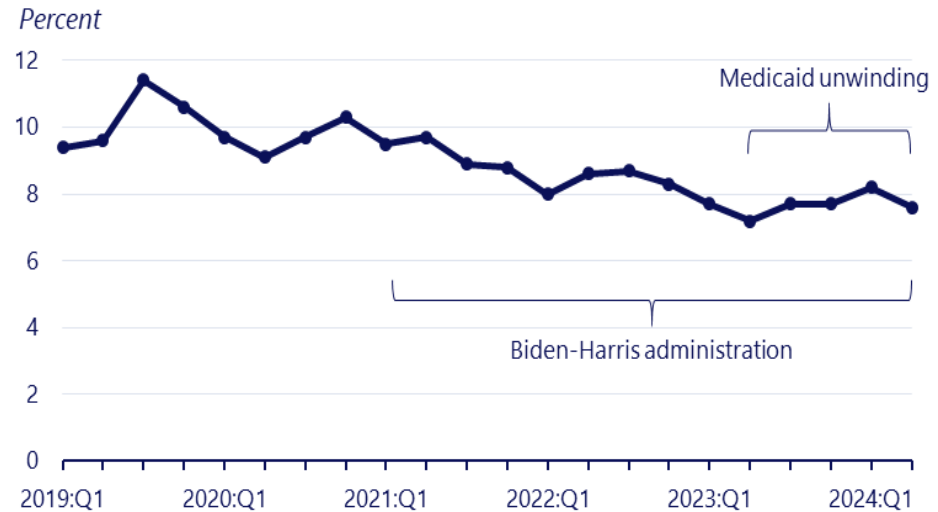
Under the Biden-Harris Administration, the uninsured rate reached historic lows.

Figure 2.5. Under the Biden-Harris Administration, the uninsured rate reached historic lows.

A. Uninsured Rate, 1963–2024:Q2



B. Quarterly Uninsured Rate, 2019:Q1–2024:Q2



Council of Economic Advisers

Sources: National Health Interview Survey (NHIS); Baicker, Chandra, and Shepard (2023).

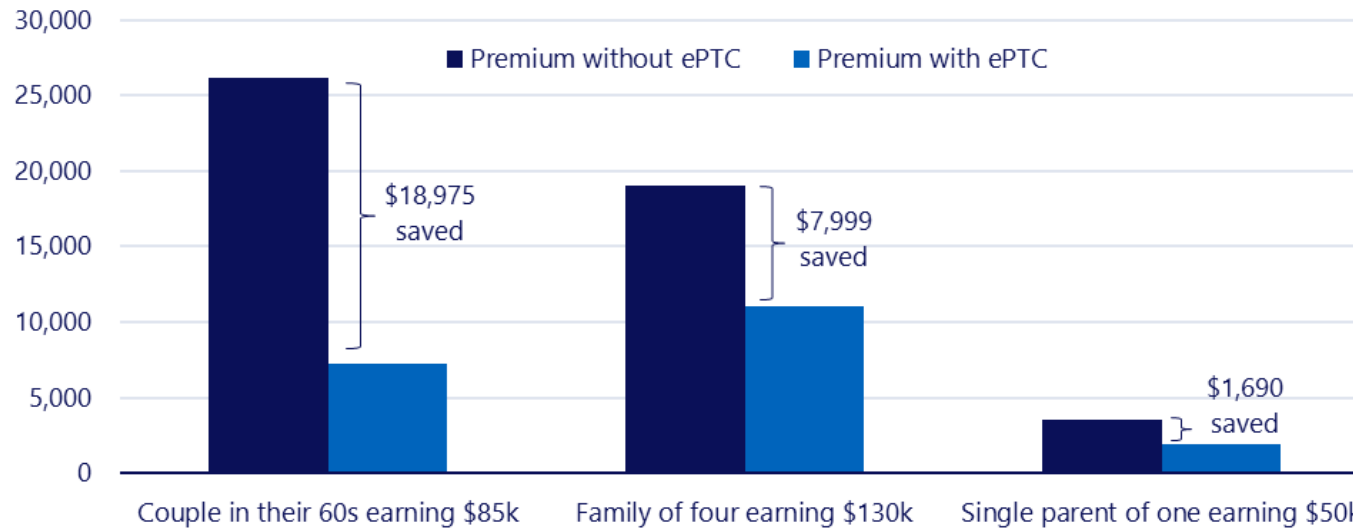
Note: Survey respondents are defined as uninsured if they did not have health insurance coverage, or only had Indian Health Service coverage, at the time of interview. Data from 1963 to 2016 come from Baicker, Chandra, and Shepard (2023), and 2017 onward come from the NHIS. Data for 2024 are quarterly. Data for earlier years are generally either annual or biannual.

As of January 8, 2025 at 8:00am.

Premiums will increase sharply if Congress takes away savings.

Figure 2.6. Premiums will increase sharply if Congress takes away savings.

Annual premium for Silver plan (dollars)



Council of Economic Advisers

Sources: KFF; CEA calculations.

Note: Estimates are based on KFF's calculator that estimates Marketplace premiums with and without enhanced Premium Tax Credits (ePTCs). The 61-year-old couple is at 416% of the federal poverty level (FPL), the family of four (two 40-year-olds, an 8-year-old, and a 10-year-old) are at 417% FPL, and the 35-year-old single parent of a 6-year-old is at 245% FPL. Based on their income, the children in the family of four would be ineligible for coverage under Medicaid/CHIP in all states, and the child of the single parent would be ineligible in 21 states. The individuals in these scenarios are assumed to be non-tobacco users.

As of January 8, 2025 at 8:00am.

The Administration has taken critical action to reduce the burden of medical debt.

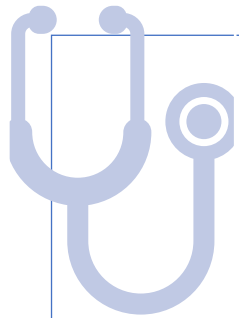
Preventing medical debt from damaging credit scores or appearing on consumer credit reports

States and localities have leveraged ARP funding to eliminate more than \$1 billion in debt

Approving first-ever state Medicaid proposal encouraging hospitals to relieve medical debt and change their billing practices to prevent debt accumulation

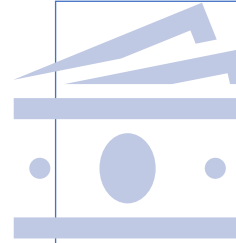
Eliminating 1 million surprise medical bills every month, helping to protect patients from unanticipated costs

The White House Strategy to Address Our National Mental Health Crisis.



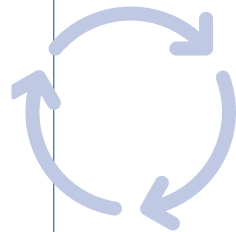
CARE

We must grow and diversify the mental health workforce at all levels.



COVERAGE

It is critical to eliminate and reduce financial and other barriers for people seeking help.



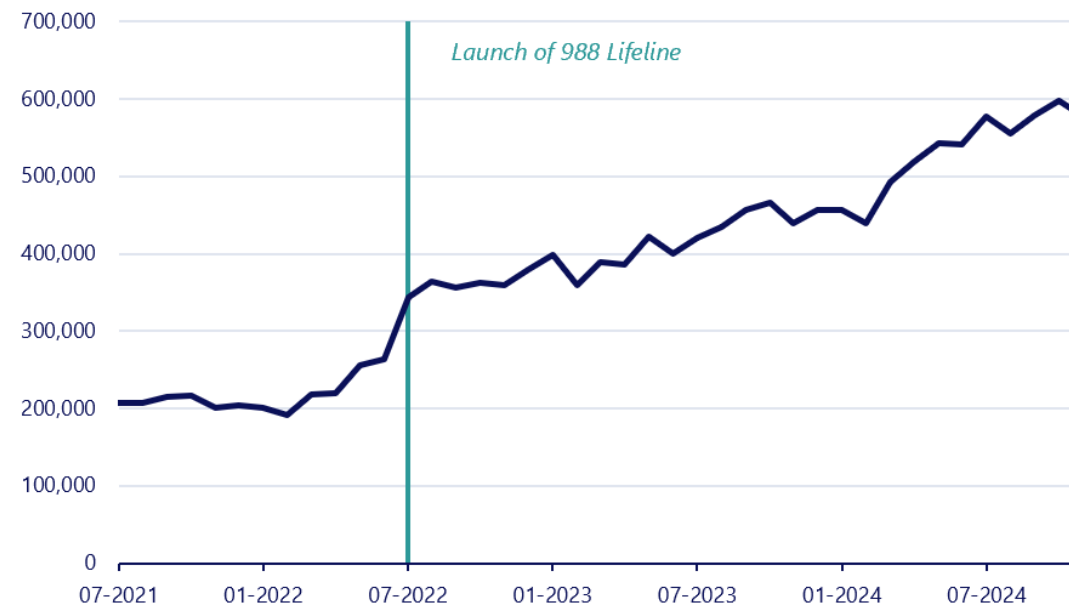
CAUSES

We must address upstream causes and promote recovery and resilience.

The 988 Lifeline has responded to over 13 million contacts from people in crisis.

Figure 3.2. The 988 Lifeline has responded to over 13 million contacts from people in crisis.

Number of answered contacts, July 2021 to November 2024



Council of Economic Advisers

Sources: Substance Abuse and Mental Health Services Administration and Veterans Affairs; CEA calculations.

Note: Counts include all answered contacts to the 988 Lifeline Routed Network starting on July 16, 2022 and to the 10-digit National Suicide Prevention Line (NSPL) prior to this date. For all phone calls answered by the Veterans Crisis Line through 988 or NSPL, press 1 are also included.

As of January 8, 2025 at 8:00am.

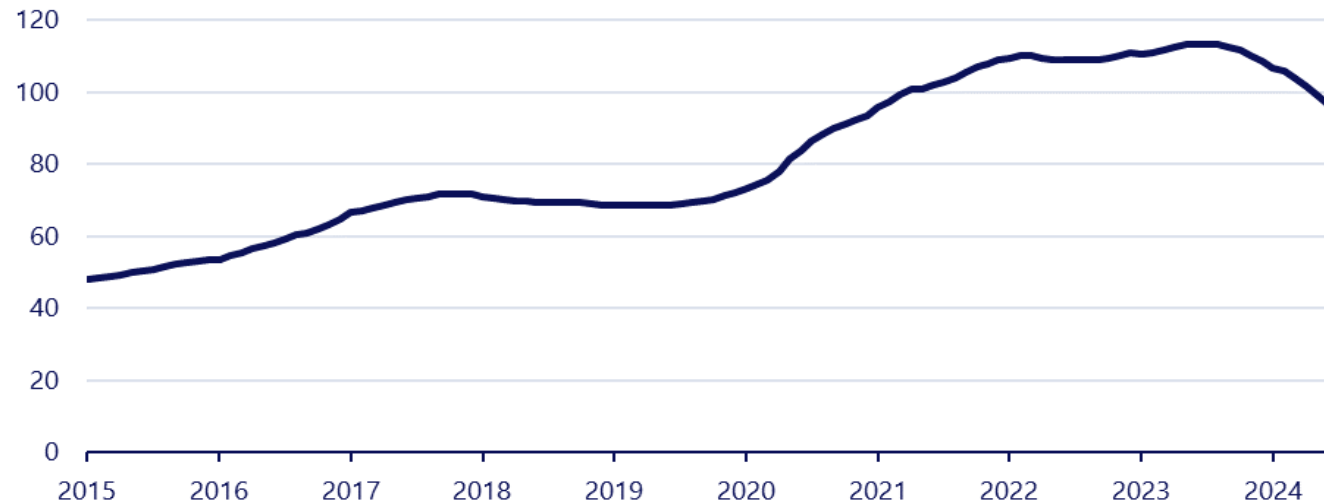
Biden-Harris Administration investments are training and hiring more mental health professionals.



Too many lives are lost, but deaths from overdose have finally begun to decline.

Figure 3.4. Too many lives are lost, but deaths from overdose have finally begun to decline.

Deaths (thousands)



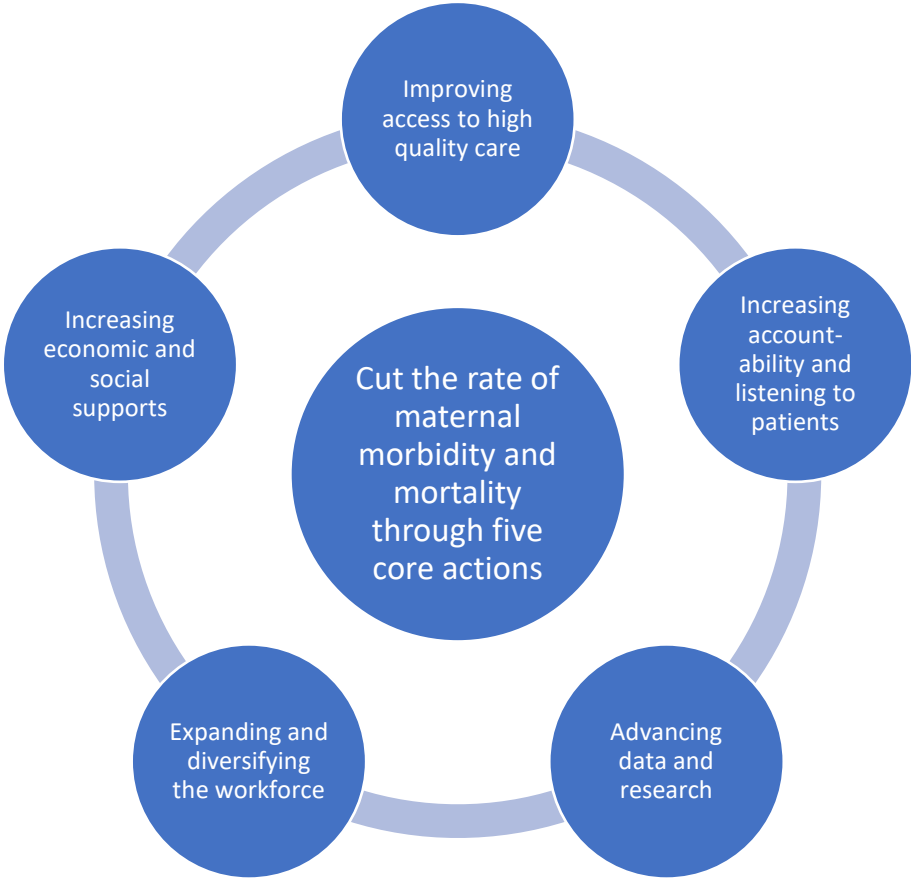
Council of Economic Advisers

Sources: National Center for Health Statistics; CEA calculations.







Note: Numbers are predicted provisional overdose deaths in the 12 preceding months.

As of January 8, 2025 at 8:00am.

The White House Blueprint for Addressing the Maternal Health Crisis.

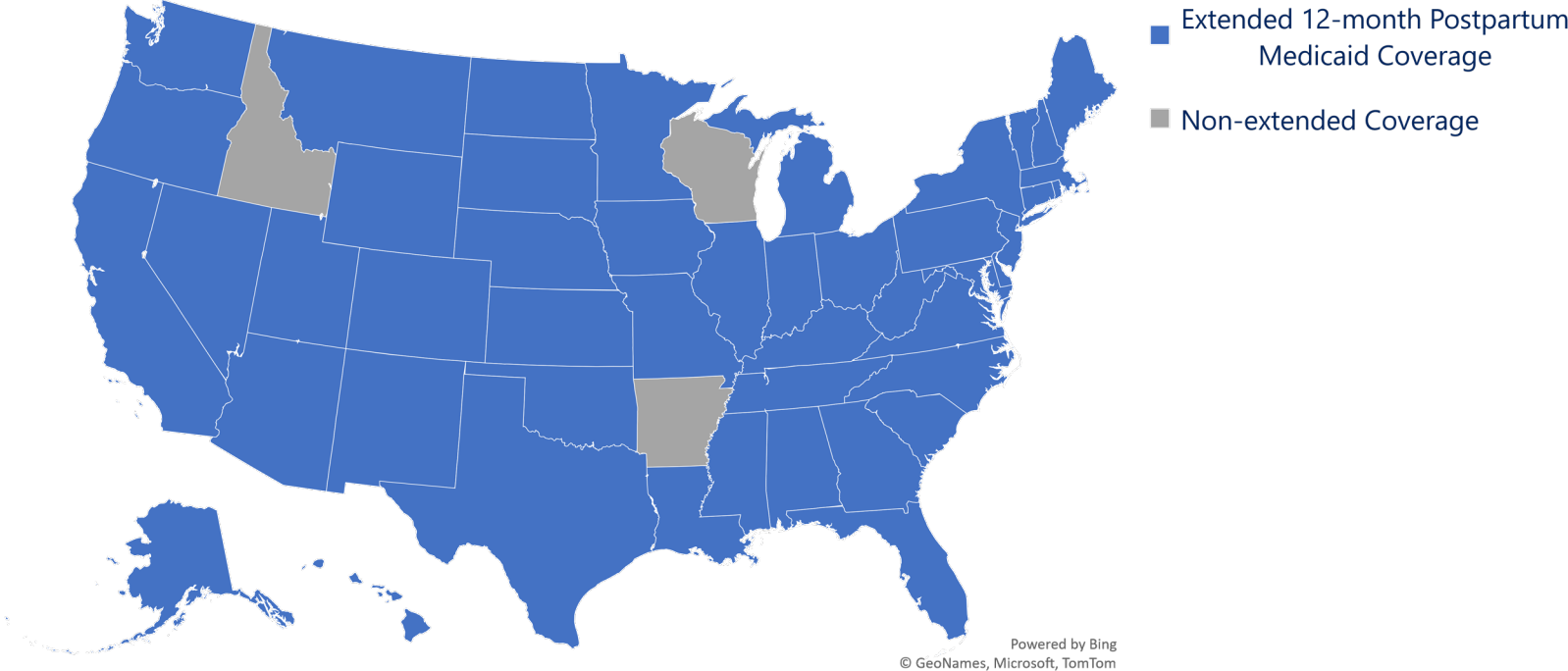


New rules establish standards for hospitals to protect moms and babies.

-  Lifesaving hospital equipment must be available for emergencies.
-  Hospitals must have adequate and well-supervised staff.
-  Training must be specific to maternal health needs.
-  Standard protocols must be in place to adhere to best practices.
-  Hospitals must be prepared to safely transfer patients.
-  Quality must be measured and improvement plans are required.

47 states and DC have extended Medicaid postpartum coverage to a full 12 months.

Figure 4.3. 47 states and DC have extended Medicaid postpartum coverage to a full 12 months.



The White House National Strategy on Hunger, Nutrition, and Health.



Improve food
access and
affordability



Integrate
nutrition and
health



Empower
consumers to
make healthy
choices



Support
physical
activity

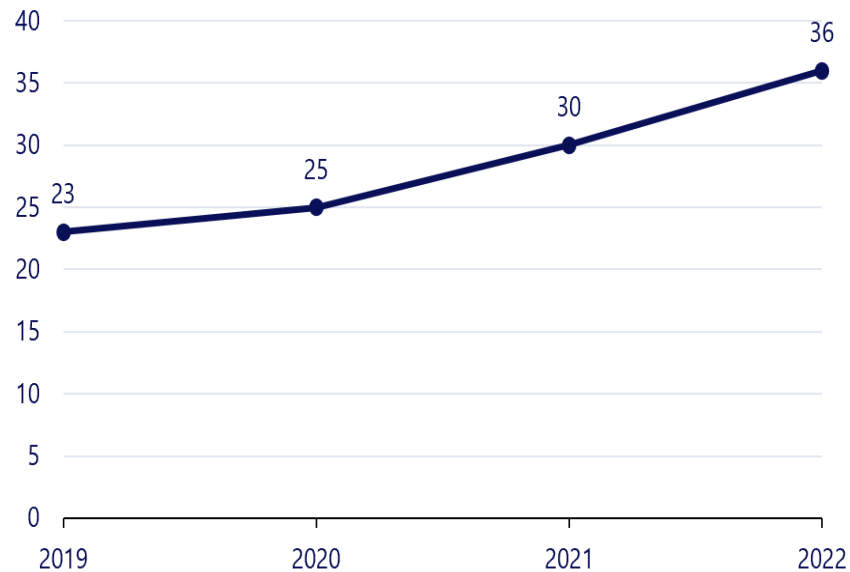


Enhance
research

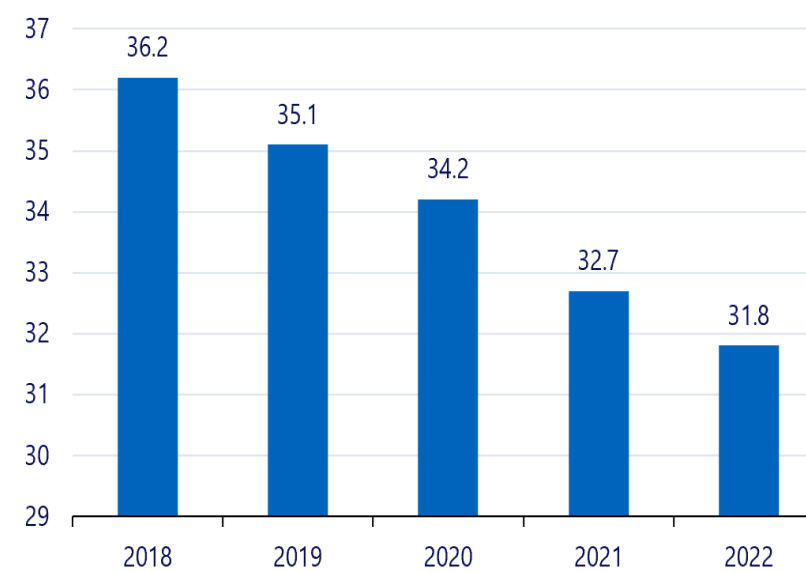
PrEP use is up and new HIV infections are down.

Figure 4.5. PrEP use is up and new HIV infections are down.

PrEP coverage among people who could benefit (percent)



New HIV infections (thousands)



Council of Economic Advisers

Source: Centers for Disease Control and Prevention.

As of January 8, 2025 at 8:00am.