

# **FY 2025 NATIVE AMERICAN FUNDING CROSSCUT**

Federal Funding for Programs that Benefit Native Americans and Alaska Natives

2023-2025 President's Budget Requests, Annual Appropriations, Bipartisan Infrastructure Law (BIL) and Inflation Reduction Act (IRA) Funding

---

November 2024

## PURPOSE

The Office of Management and Budget (OMB) publishes the Native American Funding Crosscut annually to provide further budget transparency to Tribal Governments and entities with Tribal equities such as Tribes, Tribal organizations, Tribal members, Federal agencies, Federal and Tribal policy officials, and Congressional members and staff. Prior years' Crosscut Reports are available at: <https://www.doi.gov/budget/budget-data>.

## CONTENTS

The FY 2025 Native American Funding Crosscut includes:

- Overview information
- Summary Charts and Tables:
  - Annual Budget and Appropriations Funding
  - Bipartisan Infrastructure Law Funding
  - Inflation Reduction Act Funding
- Detailed Tables:
  - Annual Budget and Appropriations Funding
  - Bipartisan Infrastructure Law Funding
  - Inflation Reduction Act Funding
- Program Detail Appendix

## OVERVIEW INFORMATION

### Methodology and Data Transparency

The Fiscal Year (FY) 2025 Native American Funding Crosscut includes agency-reported data for Federal funding of programs, projects, and activities that in whole or in part benefit or relate to American Indians and Alaska Natives (AI/AN)<sup>1</sup>, including individuals, tribal governments, village governments, urban Indian organizations, and tribal communities.

Agencies are directed to report only the portion of each program that directly benefits or relates to AI/ANs, up to the entire amount for programs that exclusively serve AI/AN. Agencies are *not* directed to report funding for which AI/ANs are generally eligible as part of broader programs. To the extent any competitive grant programs are included, funding reported is related to Tribal set-asides or known funding provided to AI/AN communities.

---

<sup>1</sup> OMB Statistical Policy Directive No. 15 (2024 Update), *Race and Ethnic Standards for Federal Statistics and Administrative Reporting*, defines "American Indian or Alaska Native" as "Individuals with origins in any of the original peoples of North, Central, and South America, including, for example, Navajo Nation, Blackfeet Tribe of the Blackfeet Indian Reservation of Montana, Native Village of Barrow Inupiat Traditional Government, Nome Eskimo Community, Aztec, and Maya" (Published in Federal Register 3/29/2024; citation 2024-06469 ([89 FR 22182](https://www.federalregister.gov/documents/2024/03/29/2024-06469))).

## Resources Reported

Resources reported in the FY 2025 Native American Funding Crosscut are as follows, reported in millions of dollars:

### Annual Budget and Appropriations Funding

- **2023 President's Budget Request** – discretionary and mandatory budget requests
- **2023 Enacted Appropriations** (Public Law (P.L.) 117-328) – discretionary, mandatory, disaster relief supplemental funding (Division N), and advance appropriations
- **2024 President's Budget Request** – discretionary and mandatory budget requests
- **2024 Enacted Appropriations** (P.L. 118-42) – discretionary, mandatory and advanced appropriations
- **2025 President's Budget Request** – mandatory, discretionary, and advanced appropriations budget requests

### Bipartisan Infrastructure Law Funding

- **Bipartisan Infrastructure Law (BIL)** (also called the Infrastructure Investment and Jobs Act (IIJA)) (P.L. 117-58) – discretionary and mandatory funding as actual obligations made in 2022 and 2023, along with planned obligations for each of 2024 and all subsequent years

### Inflation Reduction Act Funding

- **Inflation Reduction Act (IRA)** (P.L. 117-169) – funding as actual obligations made in 2022 and 2023, along with planned obligations for 2024 and all subsequent years

Note: Funds provided through other legislation are not reported in this Crosscut, including the CHIPS Act and COVID-19 relief in the American Rescue Plan Act (ARPA) or the CARES Act.

## Reporting Agencies

OMB issues the Native American Funding Crosscut data request to all agencies across the Federal government. Agencies that reported data responsive to the above criteria, along with the acronym used in this report, are as follows:

Department	Acronym	Department	Acronym
Advisory Council on Historic Preservation	ACHP	Environmental Protection Agency	EPA
Alyce Spotted Bear and Walter Soboleff Commission on Native Children	CNC	Federal Communications Commission	FCC
Army Corps of Engineers	USACE	Federal Permitting Improvement Steering Council	FPISC
Corporation for National and Community Service	CNCS	Gulf Coast Ecosystem Restoration Council	GCERC
Denali Commission	Denali	Institute of American Indian and Alaska Native Culture and Arts	IAIA
Department of Agriculture	USDA	Institute of Museum and Library Services	IMLS
Department of Commerce	DOC	Morris K. Udall Foundation	Udall
Department of Defense	DOD	National Aeronautics and Space Administration	NASA
Department of Education	ED	National Endowment for the Arts	NEA
Department of Energy	DOE	National Endowment for the Humanities	NEH
Department of Health and Human Services	HHS	National Science Foundation	NSF
Department of Homeland Security	DHS	Nuclear Regulatory Commission	NRC
Department of Housing and Urban Development	HUD	Office of Navajo and Hopi Indian Relocation	ONHIR
Department of Justice	DOJ	Office of Personnel Management	OPM
Department of Labor	DOL	Small Business Administration	SBA
Department of the Interior	DOI	Smithsonian Institution	Smithsonian
Department of the Treasury	Treasury	Social Security Administration	SSA
Department of Transportation	DOT	Tennessee Valley Authority	TVA
Department of Veterans Affairs	VA		

## Definitions

- **Advance appropriations funding:** Appropriations of new budget authority that will become available one or more fiscal years beyond the fiscal year for which the appropriation act was passed. For example, “Advance Approps. for FY 2024” describes annual appropriations budget authority enacted in a prior fiscal year for use in FY 2024.
- **Category:** Agency reporting of the category that best describes each program, project, or activity. Categories (and their abbreviations) used in this report are:
  - Agriculture (A)
  - Education and training (ET)
  - Energy (E)
  - Health (H)
  - Housing and community development (HCD)
  - Income Support (IS)
  - Justice (J)
  - Natural resources and environment (NRE)
  - Transportation (T)
  - Other (O)
- **Discretionary (“Disc.”) funding:** Budget authority provided by appropriations Acts and the outlays that result from that budget authority.
- **Mandatory (“Mand.”) funding:** Budget authority and outlays provided by permanent laws.
- **“Non-Add”:** A line that provides additional information about a value but is not intended to be included in totals. Amounts in brackets (e.g., [40.0]) indicate they are non-add values. In this crosscut, Loan Levels are often labeled non-add because a loan level describes the total amount of loan authority, not spending authority that benefits Native American and Alaska Native communities or individuals.
- **2024+:** This describes plans for FY 2024 *and* all subsequent years, as applicable, after FY 2024. This notation is used in both BIL and IRA data because the legislation funded programs over varying numbers of years and/or for varying periods of availability.

### Note on Columbia River Salmon Budget Crosscut

OMB has separately collected data on Federal annual funding for programs and projects targeted toward restoration of salmon, steelhead, and other native fish populations in the Columbia River Basin. That report is available online at <https://www.whitehouse.gov/wp-content/uploads/2024/07/OMB-Columbia-River-Salmon-Budget-Crosscut-July-2024.pdf>. Resources reported in the Columbia River Salmon Budget Crosscut report may be duplicated in this FY 2025 Native American Funding Crosscut.

# SUMMARY CHARTS AND TABLES

---

Charts and tables in this section report summary funding levels, by agency and category, for Annual Budget and Appropriations Funding; Bipartisan Infrastructure Law Funding; and Inflation Reduction Act Funding.

## Notes on Tables

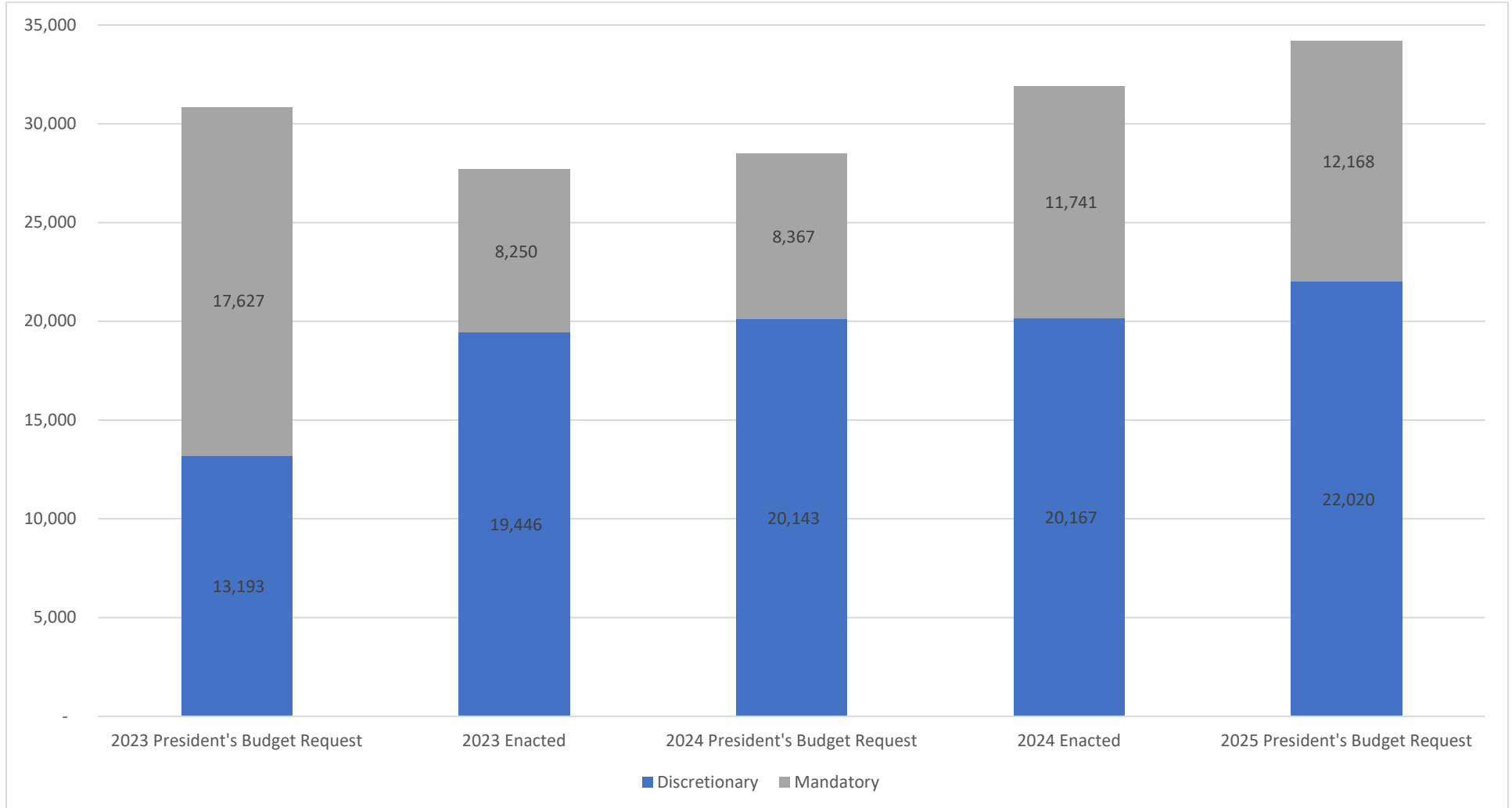
- All resources are reported in millions of dollars.
- Zero-dollar lines have been removed; tables only include agencies with resources to report in a given funding area.
- Some totals may be inexact due to rounding.

## Notes on Charts

- See footnotes, as applicable, for additional context on data included in charts.
- Unless otherwise noted, the **“Other Agencies”** label includes the following agencies: Advisory Council on Historic Preservation (ACHP), Alyce Spotted Bear and Walter Soboleff Commission on Native Children (CNC), Corporation for National and Community Service (CNCS), Denali Commission (Denali), Department of Commerce (DOC), Department of Defense (DOD), Department of Homeland Security (DHS), Department of the Treasury (Treasury), Department of Transportation (DOT), Department of Veterans Affairs (VA), Federal Communications Commission (FCC), Federal Permitting Improvement Steering Council (FPISC), Gulf Coast Ecosystem Restoration Council (GCERC), Institute of American Indian and Alaska Native Culture and Arts (IAIA), Institute of Museum and Library Services (IMLS), Morris K. Udall Foundation (Udall), National Aeronautics and Space Administration (NASA), National Endowment for the Arts (NEA), National Endowment for the Humanities (NEH), National Science Foundation (NSF), Nuclear Regulatory Commission (NRC), Office of Navajo and Hopi Indian Relocation (ONHIR), Office of Personnel Management (OPM), Small Business Administration (SBA), Social Security Administration (SSA), and Tennessee Valley Authority (TVA).

## 2023 – 2025 Governmentwide Totals

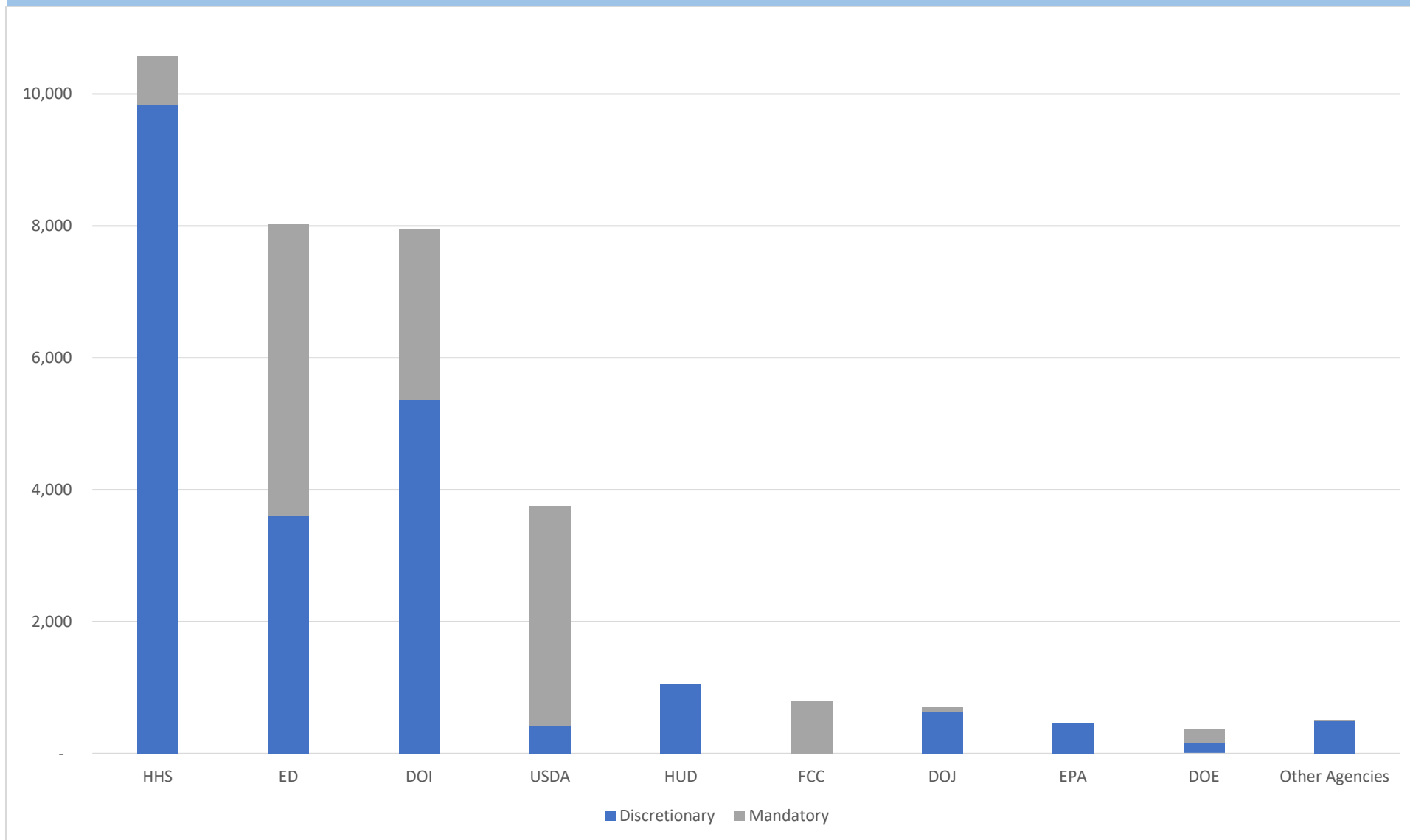
*dollars in millions*



- Excludes disaster relief supplemental funding, advance appropriations, BIL, and IRA funding.
- The 2023 President's Budget Request proposed to reclassify all IHS funding from discretionary to mandatory in FY 2023. It also proposed to shift BIA funding for Contract Support Costs (CSCs) and Payments for Tribal Section 105(l) Leases (Leases) from discretionary in FY 2023.
- The 2023 Enacted appropriations provided a portion of IHS's annual funding as advance appropriations.
- The 2024 President's Budget Request proposed to shift funding for BIA and IHS CSCs and Leases programs from discretionary to mandatory in FY 2024.
- The 2025 President's Budget Request proposed to shift funding for the BIA and IHS CSCs and Leases programs from discretionary to mandatory beginning in FY 2026.

## 2025 President’s Budget Request Discretionary and Mandatory Funding by Agency

*dollars in millions*



- Excludes advance appropriations.
- “Other Agencies” includes the agencies listed on page 6, along with Army Corps of Engineers (USACE), Department of Labor (DOL), and Smithsonian Institution, each funded at less than \$90 million.



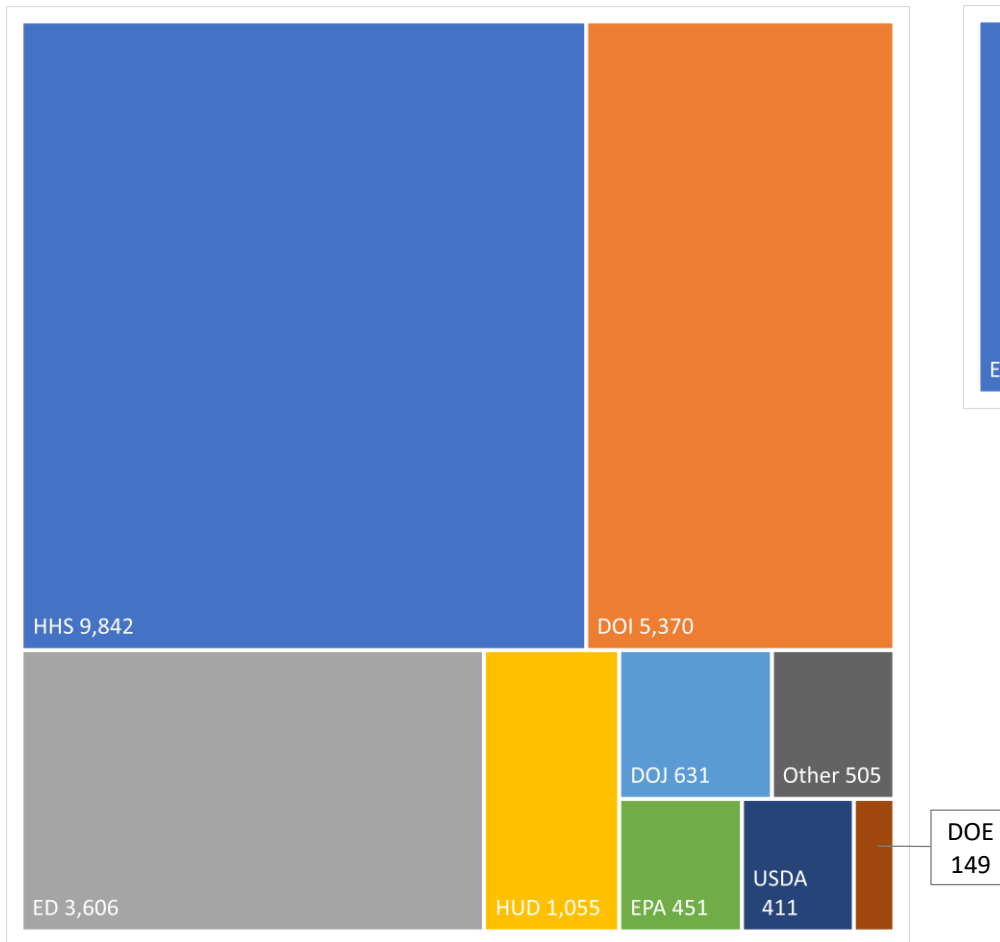
# 2025 President's Budget Request by Agency

*dollars in millions*

Total funding: \$34 billion

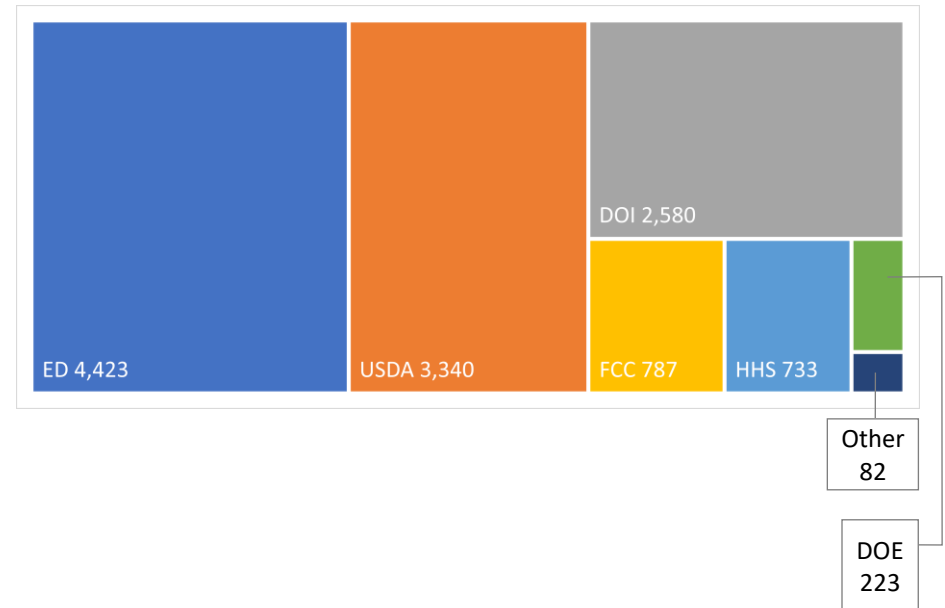
## Discretionary Funding

\$22 billion



## Mandatory Funding

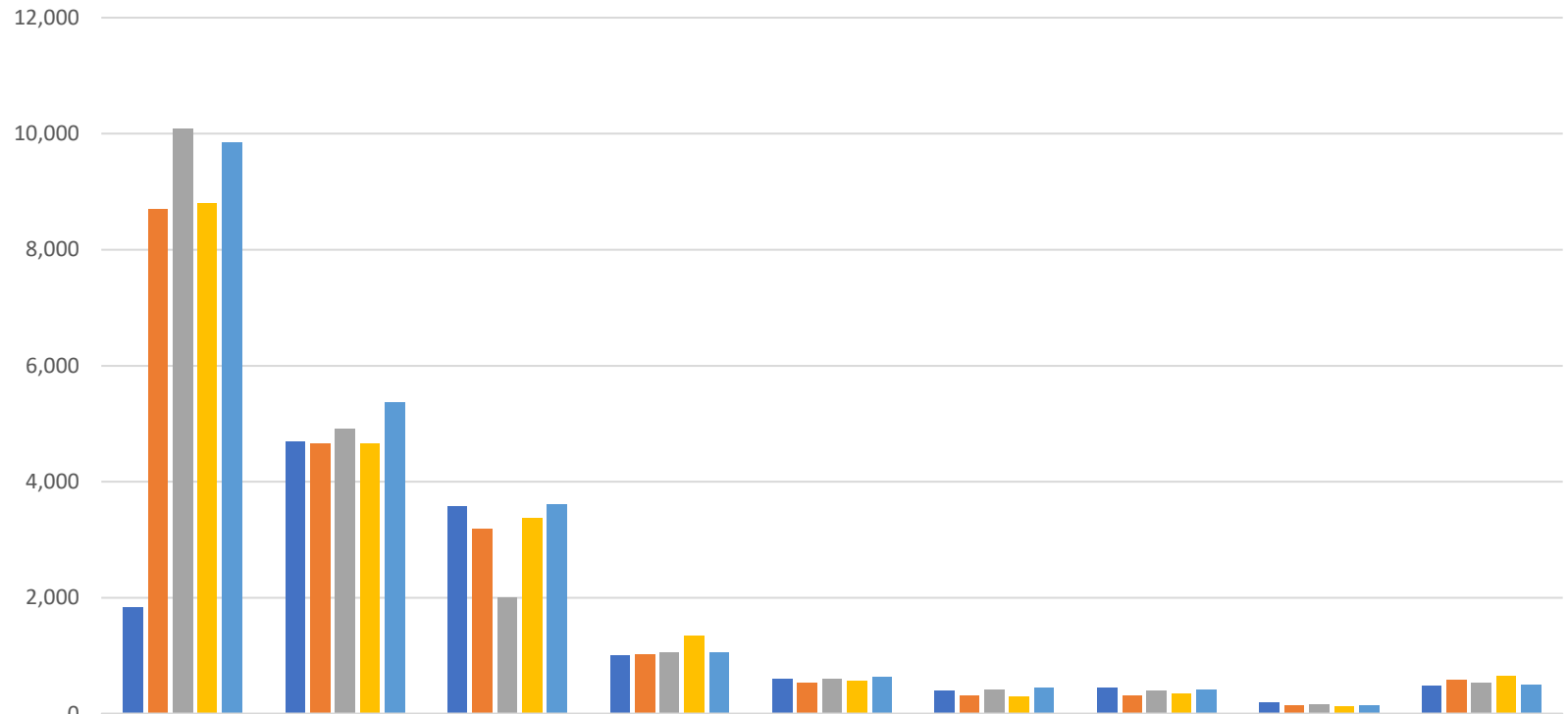
\$12 billion



- Excludes advance appropriations.
- Discretionary funding “Other Agencies” includes the agencies listed on page 6, along with Army Corps of Engineers (USACE), Department of Labor (DOL), and Smithsonian Institution, each funded at less than \$90 million.
- Mandatory funding “Other Agencies” includes the Department of Justice (DOJ), Tennessee Valley Authority (TVA), and Office of Personnel Management (OPM), each funded at less than \$80 million.

## 2023-2025 Discretionary Funding by Agency

*dollars in millions*

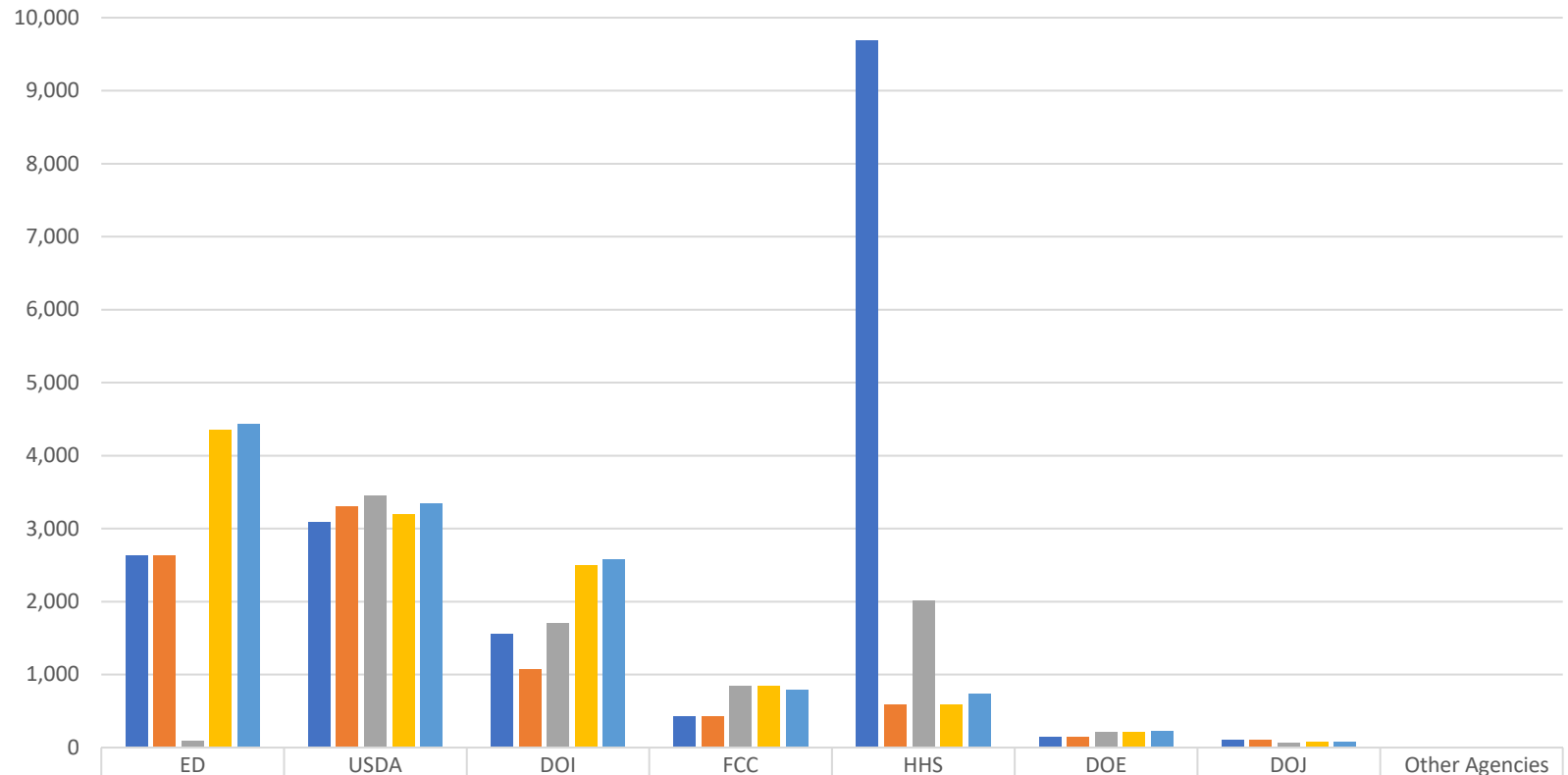


	HHS	DOI	ED	HUD	DOJ	EPA	USDA	DOE	Other Agencies
■ 2023 President's Budget Request	1,824	4,691	3,580	1,006	593	393	440	192	476
■ 2023 Enacted	8,690	4,652	3,185	1,026	538	316	309	141	587
■ 2024 President's Budget Request	10,074	4,907	2,008	1,054	596	411	397	161	534
■ 2024 Enacted	8,796	4,663	3,366	1,346	560	290	355	133	659
■ 2025 President's Budget Request	9,842	5,370	3,606	1,055	631	451	411	149	505

- Excludes disaster relief supplemental funding, advance appropriations, BIL, and IRA funding.
- The 2023 President's Budget Request proposed to shift all IHS funding from discretionary to mandatory and to shift funding for the BIA Contract Support Costs (CSCs) and Payments for Tribal 105(l) Leases (Leases) programs from discretionary to mandatory in FY 2023.
- The 2023 Enacted appropriations provided a portion of IHS's annual funding as advance appropriations.
- The 2024 President's Budget Request proposed to shift funding for the BIA and IHS CSCs and Leases programs from discretionary to mandatory in FY 2024.
- The 2025 President's Budget Request proposed to shift funding for the BIA and IHS CSCs and Leases programs from discretionary to mandatory beginning in FY 2026.
- "Other Agencies" includes the agencies listed on page 6, along with Army Corps of Engineers (USACE), Department of Labor (DOL), and Smithsonian Institution, each funded at less than \$90 million.

## 2023-2025 Mandatory Funding by Agency

*dollars in millions*



- Excludes disaster relief supplemental funding, advance appropriations, BIL, and IRA funding.
- The 2023 President's Budget Request proposed to shift all IHS funding from discretionary to mandatory and to shift funding for the BIA Contract Support Costs (CSCs) and Payments for Tribal 105(l) Leases (Leases) programs from discretionary to mandatory in FY 2023.
- The 2024 President's Budget Request proposed to shift funding for the BIA and IHS CSCs and Leases programs from discretionary to mandatory in FY 2024.
- The 2025 President's Budget Request proposed to shift funding for the BIA and IHS CSCs and Leases programs from discretionary to mandatory beginning in FY 2026.
- "Other Agencies" includes: Department of Veteran's Affairs (VA), Gulf Coast Ecosystem Restoration Council (GCERC), Office of Personnel Management (OPM), and Tennessee Valley Authority (TVA), each funded at less than \$5 million.

**Annual Budget & Appropriations Summary by Agency**

*dollars in millions*

Agency	2023 President's Budget Request		2023 Enacted				2024 President's Budget Request		2024 Enacted			2025 President's Budget Request		
	Disc.	Mand.	Disc.	Mand.	Disaster Supp.	Advance Approps. for FY 2024	Disc.	Mand.	Disc.	Mand.	Advance Approps. for FY 2025	Disc.	Mand.	Advance Approps. for FY 2026
Advisory Council on Historic Preservation (ACHP)	1	-	1	-	-	-	1	-	1	-	-	1	-	-
Alyce Spotted Bear and Walter Soboleff Commission on Native Children (CNC)	-	-	1	-	-	-	-	-	-	-	-	-	-	-
Army Corps of Engineers (USACE)	57	-	81	-	-	-	71	-	80	-	-	83	-	-
Corporation for National and Community Service (CNCS)	14	-	10	-	-	-	14	-	11	-	-	14	-	-
Denali Commission (Denali)	19	-	21	-	-	-	20	-	22	-	-	20	-	-
Department of Agriculture (USDA)	440	3,086	309	3,305	4	-	397	3,445	355	3,190	-	411	3,340	-
Department of Commerce (DOC)	44	-	51	-	10	-	68	-	42	-	-	36	-	-
Department of Defense (DOD)	37	-	65	-	-	-	38	-	38	-	-	31	-	-
Department of Education (ED)	3,580	2,636	3,185	2,620	-	348	2,008	93	3,366	4,342	322	3,606	4,423	322
Department of Energy (DOE)	192	145	141	145	-	-	161	213	133	213	-	149	223	-
Department of Health and Human Services (HHS)	1,824	9,685	8,690	578	22	5,189	10,074	2,008	8,796	594	5,273	9,842	733	-
Department of Homeland Security (DHS)	16	-	27	-	-	-	15	-	22	-	-	15	-	-
Department of Housing and Urban Development (HUD)	1,006	-	1,026	-	-	-	1,054	-	1,346	-	-	1,055	-	-
Department of Justice (DOJ)	593	96	538	104	-	-	596	69	560	76	-	631	77	-
Department of Labor (DOL)	78	-	74	-	-	-	81	-	74	-	-	74	-	-
Department of the Interior (DOI)	4,691	1,556	4,652	1,072	145	-	4,907	1,701	4,663	2,489	-	5,370	2,580	-
Department of the Treasury (Treasury)	28	-	32	-	-	-	33	-	37	-	-	34	-	-
Department of Transportation (DOT)	9	-	49	-	-	-	9	-	159	-	-	9	-	-
Department of Veterans Affairs (VA)	33	-	38	4	-	34	41	-	40	-	40	44	-	42
Environmental Protection Agency (EPA)	393	-	316	-	-	-	411	-	290	-	-	451	-	-

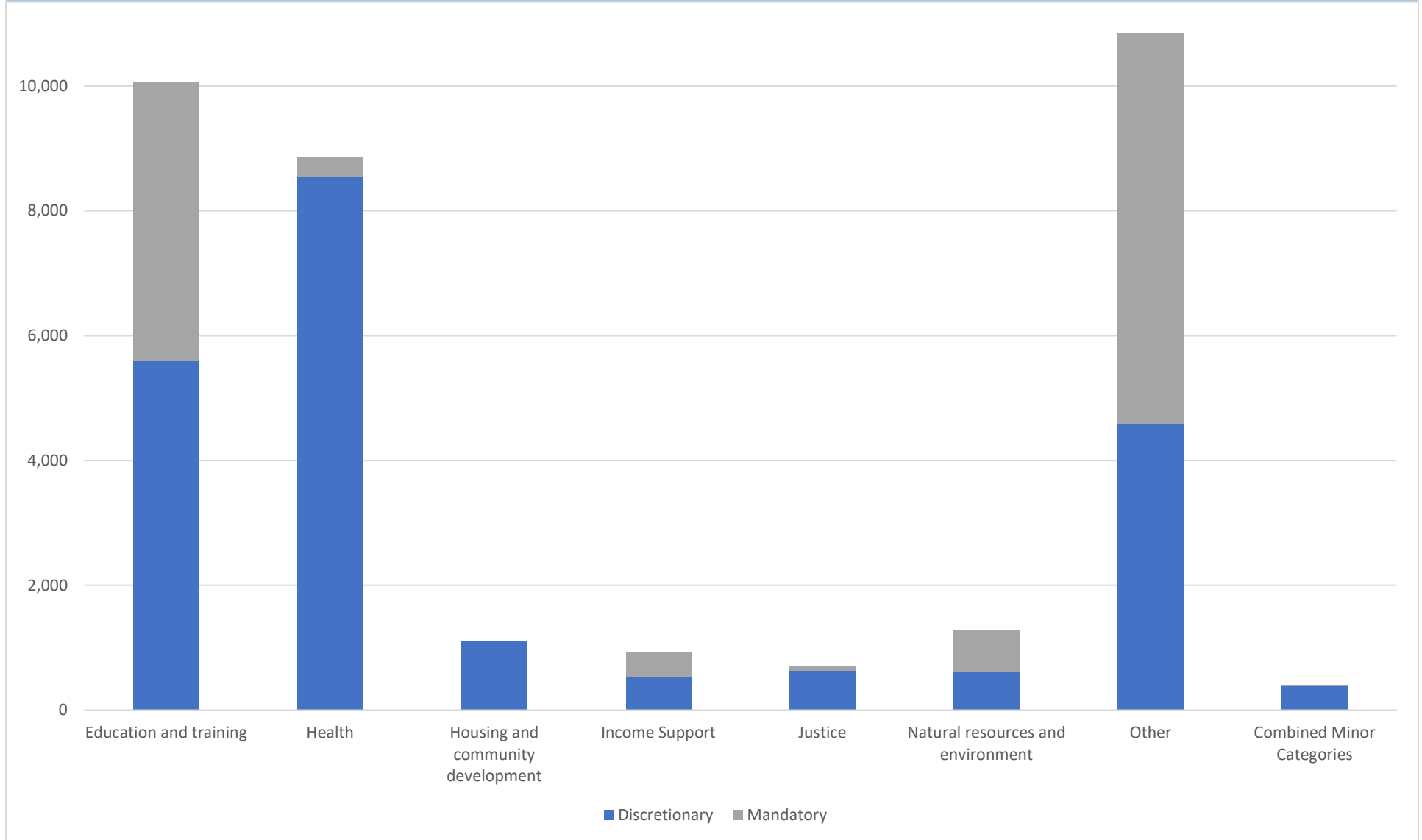
**Annual Budget & Appropriations Summary by Agency**

*dollars in millions*

Agency	2023 President's Budget Request		2023 Enacted				2024 President's Budget Request		2024 Enacted			2025 President's Budget Request		
	Disc.	Mand.	Disc.	Mand.	Disaster Supp.	Advance Approps. for FY 2024	Disc.	Mand.	Disc.	Mand.	Advance Approps. for FY 2025	Disc.	Mand.	Advance Approps. for FY 2026
Federal Communications Commission (FCC)	-	418	-	418	-	-	-	836	-	836	-	-	787	-
Federal Permitting Improvement Steering Council (FPISC)	1	-	-	-	-	-	-	-	-	-	-	-	-	-
Gulf Coast Ecosystem Restoration Council (GCERC)	-	-	-	1	-	-	-	-	-	-	-	-	-	-
Institute of American Indian and Alaska Native Culture and Arts (IAIA)	12	-	14	-	-	-	14	-	14	-	-	14	-	-
Institute of Museum and Library Services (IMLS)	10	-	10	-	-	-	10	-	10	-	-	8	-	-
Morris K. Udall Foundation (Udall)	1	-	1	-	-	-	1	-	1	-	-	1	-	-
National Aeronautics and Space Administration (NASA)	5	-	5	-	-	-	5	-	5	-	-	5	-	-
National Endowment for the Arts (NEA)	2	-	2	-	-	-	2	-	2	-	-	2	-	-
National Endowment for the Humanities (NEH)	-	-	5	-	-	-	-	-	1	-	-	3	-	-
National Science Foundation (NSF)	28	-	23	-	6	-	26	-	19	-	-	24	-	-
Nuclear Regulatory Commission (NRC)	1	-	1	-	-	-	1	-	1	-	-	1	-	-
Office of Navajo and Hopi Indian Relocation (ONHIR)	4	-	-	-	-	-	5	-	-	-	-	4	-	-
Office of Personnel Management (OPM)	-	2	1	-	-	-	-	1	1	-	-	-	2	-
Small Business Administration (SBA)	3	-	4	-	-	-	4	-	5	-	-	4	-	-
Smithsonian Institution (Smithsonian)	74	-	74	-	-	-	76	-	75	-	-	76	-	-
Social Security Administration (SSA)	-	-	-	-	-	-	-	-	-	-	-	3	-	-
Tennessee Valley Authority (TVA)	-	3	-	3	-	-	-	1	-	1	-	-	3	-
<b>TOTAL, all Agencies</b>	<b>13,193</b>	<b>17,627</b>	<b>19,446</b>	<b>8,250</b>	<b>186</b>	<b>5,571</b>	<b>20,143</b>	<b>8,367</b>	<b>20,167</b>	<b>11,741</b>	<b>5,635</b>	<b>22,020</b>	<b>12,168</b>	<b>364</b>

## 2025 President’s Budget Request Discretionary and Mandatory Funding by Category

*dollars in millions*



- “Other” category includes programs that do not fit into labeled categories or that fit into multiple categories, such as DOI’s -BIA Operation of Indian Programs and USDA’s Supplemental Nutrition programs. For a detailed list of programs in each category, see the “Annual Budget & Appropriations Detail by Category” table.
- “Combined Minor Categories” includes the “Agriculture,” “Energy,” and “Transportation” categories, each funded at less than \$200 million.

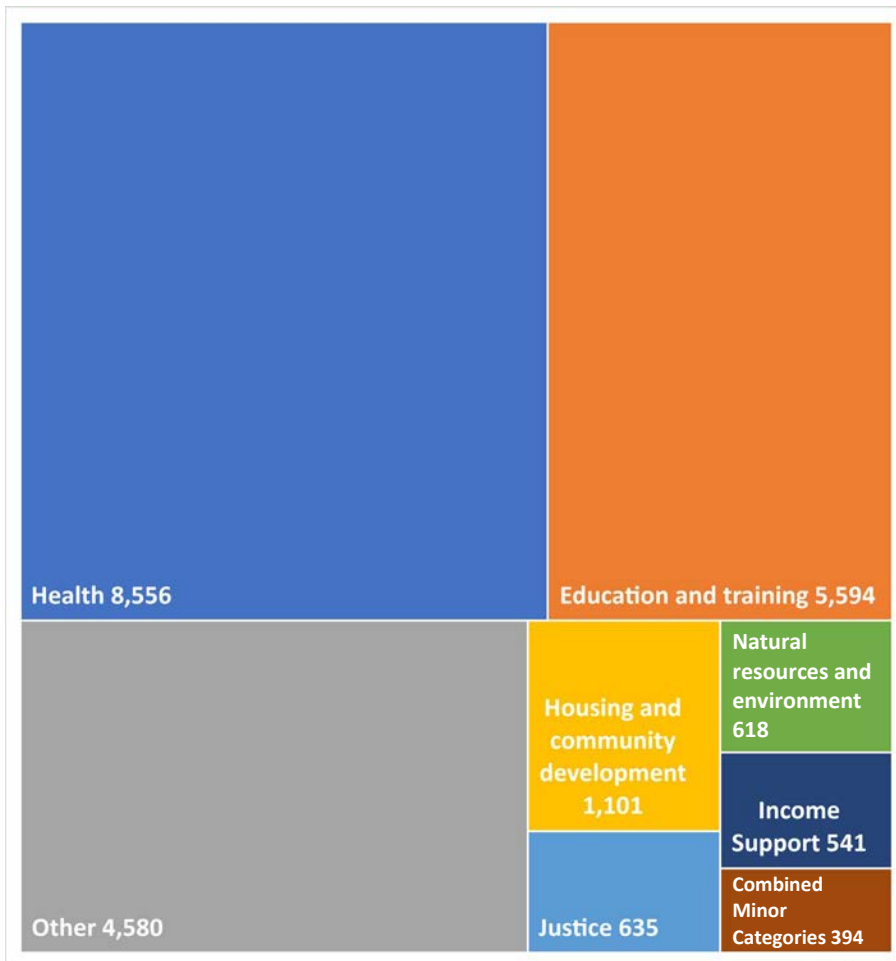
# 2025 President's Budget Request by Category

dollars in millions

Total funding: \$34 billion

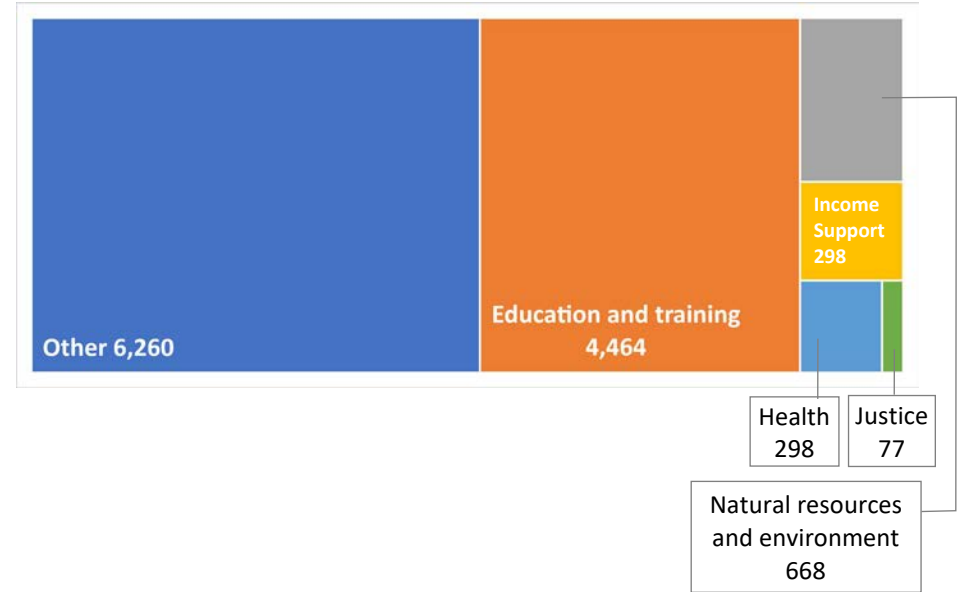
## Discretionary Funding

\$22 billion



## Mandatory Funding

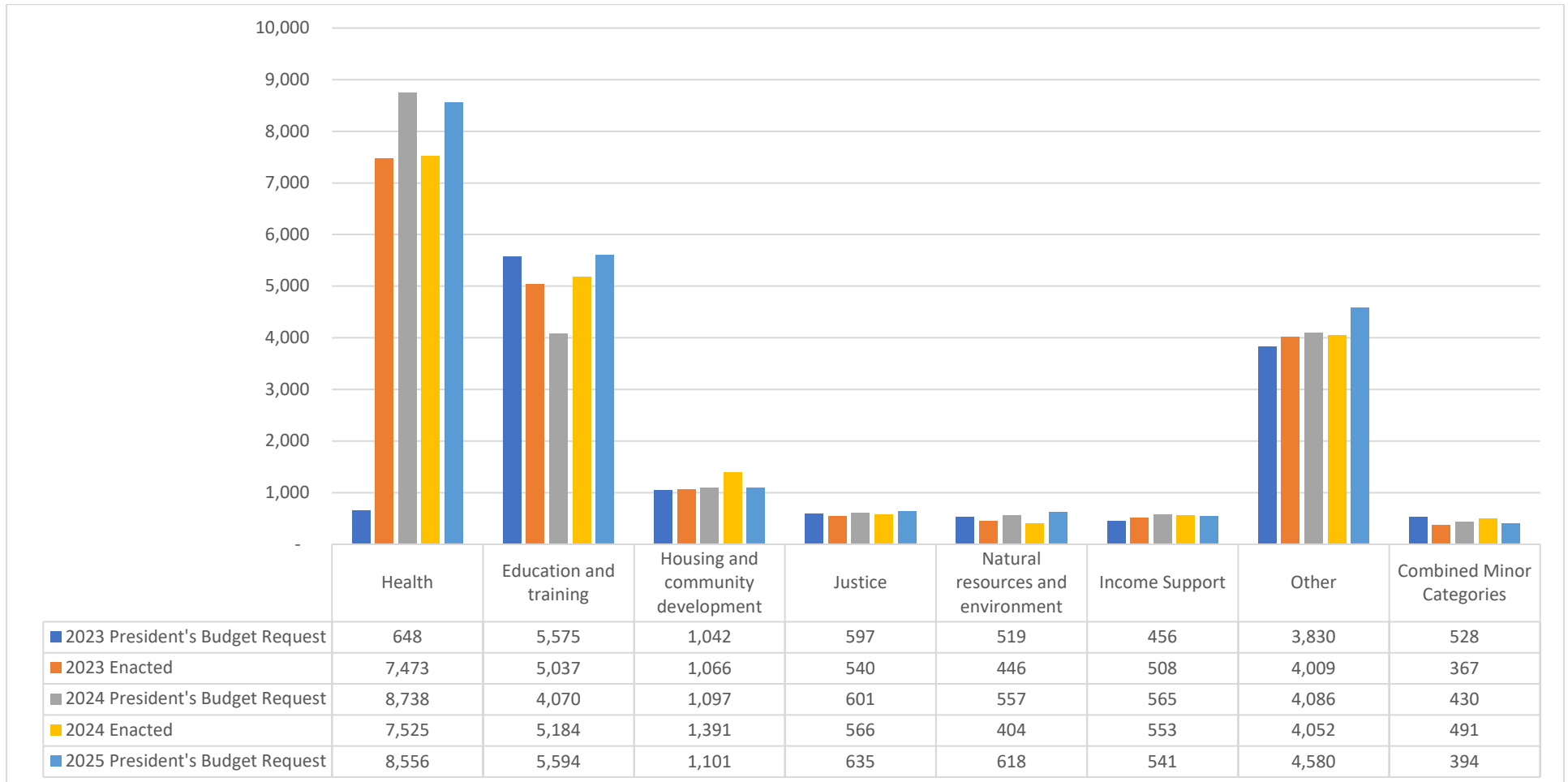
\$12 billion



- “Other” category includes programs that do not fit into labeled categories or that fit into multiple categories, such as DOI’s -BIA Operation of Indian Programs and USDA’s Supplemental Nutrition programs. For a detailed list of programs in each category, see the “Annual Budget & Appropriations Detail by Category” table.
- Discretionary funding “Combined Minor Categories” includes “Agriculture,” “Energy,” and “Transportation” categories, each funded at less than \$200 million.
- Mandatory funding excludes the “Agriculture” category, funded at less than \$5 million.

## 2023-2025 Discretionary Funding by Category

*dollars in millions*

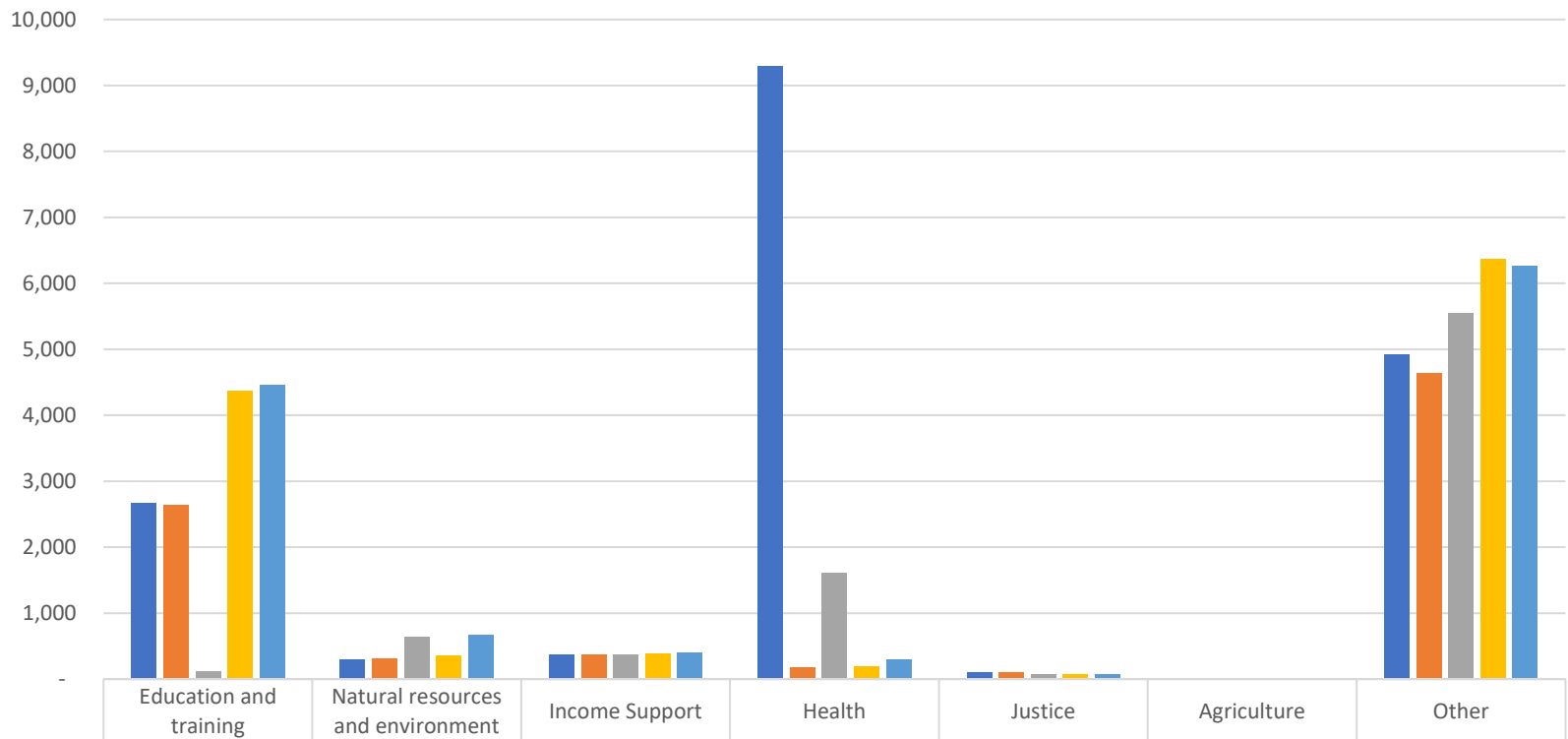


- Excludes FY 2023 disaster relief supplemental funding, advance appropriations, BIL, and IRA funding.
- The 2023 Budget proposed to shift all IHS funding (in the “Health” category) from discretionary to mandatory and to shift funding for BIA (in the “Other” category) Contract Support Costs and Payments for Tribal 105(l) Leases programs from discretionary to mandatory.
- The 2024 Budget proposes to shift funding for the BIA (in the “Other” category) and IHS (in the “Health” category) Contract Support Costs and Payments for Tribal Section 105(l) Leases programs from discretionary to mandatory in FY 2024.
- “Other” category includes programs that do not fit into labeled categories or that fit into multiple categories, such as DOI’s -BIA Operation of Indian Programs and USDA’s Supplemental Nutrition programs. For a detailed list of programs in each category, see the “Annual Budget & Appropriations Detail by Category” table.
- “Combined Minor Categories” includes the “Agriculture,” “Energy,” and “Transportation” categories, each funded at less than \$200 million.



## 2023-2025 Mandatory Funding by Category

*dollars in millions*



	Education and training	Natural resources and environment	Income Support	Health	Justice	Agriculture	Other
■ 2023 President's Budget Request	2,664	291	370	9,287	96	2	4,916
■ 2023 Enacted	2,641	310	375	181	104	2	4,633
■ 2024 President's Budget Request	121	642	375	1,604	69	2	5,553
■ 2024 Enacted	4,372	358	377	189	76	2	6,365
■ 2025 President's Budget Request	4,464	668	398	298	77	2	6,260

- Excludes FY 2023 disaster relief supplemental funding, advance appropriations, BIL, and IRA funding.
- The 2023 Budget proposed to shift all IHS funding (in the “Health” category) from discretionary to mandatory and to shift funding for BIA (in the “Other” category) Contract Support Costs and Payments for Tribal 105(l) Leases programs from discretionary to mandatory.
- The 2024 Budget proposes to shift funding for the BIA (in the “Other” category) and IHS (in the “Health” category) Contract Support Costs and Payments for Tribal Section 105(l) Leases programs from discretionary to mandatory in FY 2024.
- “Other” category includes programs that do not fit into labeled categories or that fit into multiple categories, such as DOI’s -BIA Operation of Indian Programs and USDA’s Supplemental Nutrition programs. For a detailed list of programs in each category, see the “Annual Budget & Appropriations Detail by Category” Section.

**Annual Budget & Appropriations Summary by Category**

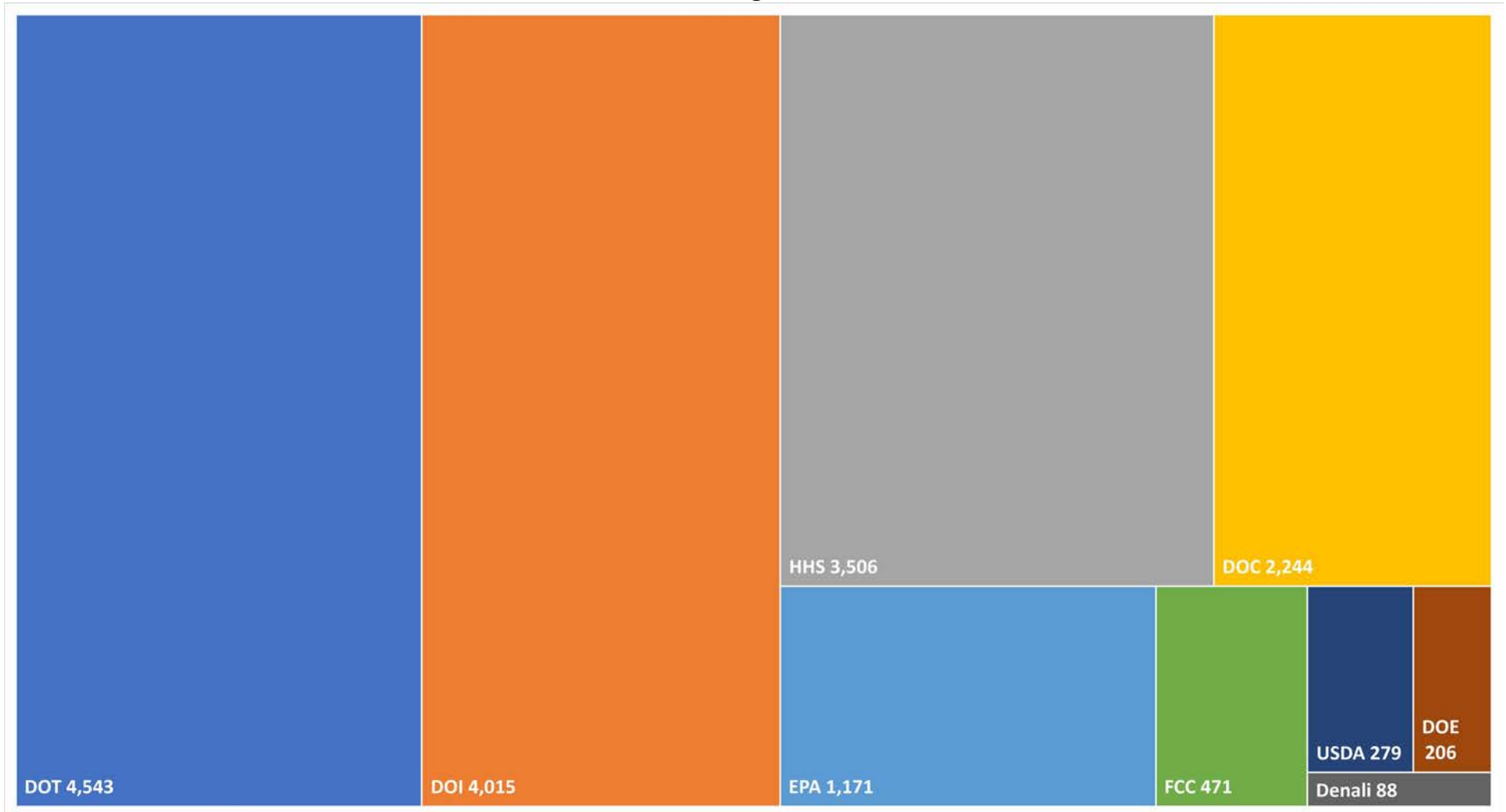
*dollars in millions*

Agency	2023 President's Budget Request		2023 Enacted				2024 President's Budget Request		2024 Enacted			2025 President's Budget Request		
	Disc.	Mand.	Disc.	Mand.	Disaster Supp.	Advance Approps. for FY 2024	Disc.	Mand.	Disc.	Mand.	Advance Approps. for FY 2025	Disc.	Mand.	Advance Approps. for FY 2026
Agriculture	273	2	126	2	1	-	207	2	161	2	-	198	2	-
Education and training	5,575	2,664	5,037	2,641	96	348	4,070	121	5,184	4,372	322	5,594	4,464	322
Energy	229	1	169	1	-	-	197	1	160	1	-	178	1	-
Health	648	9,287	7,473	181	-	5,163	8,738	1,604	7,525	189	5,231	8,556	298	42
Housing and community development	1,042	-	1,066	4	-	-	1,097	-	1,391	-	-	1,101	-	-
Income Support	456	370	508	375	22	59	565	375	553	377	82	541	398	-
Justice	597	96	540	104	-	-	601	69	566	76	-	635	77	-
Natural resources and environment	519	291	446	310	20	-	557	642	404	358	-	618	668	-
Other	3,830	4,916	4,009	4,633	47	-	4,086	5,553	4,052	6,365	-	4,580	6,260	-
Transportation	26	-	71	-	-	-	26	-	170	-	-	18	-	-
<b>TOTAL, all Categories</b>	<b>13,193</b>	<b>17,627</b>	<b>19,446</b>	<b>8,250</b>	<b>186</b>	<b>5,571</b>	<b>20,143</b>	<b>8,367</b>	<b>20,167</b>	<b>11,741</b>	<b>5,635</b>	<b>22,020</b>	<b>12,168</b>	<b>364</b>

# Bipartisan Infrastructure Law (BIL) Funding Total by Agency

*dollars in millions*

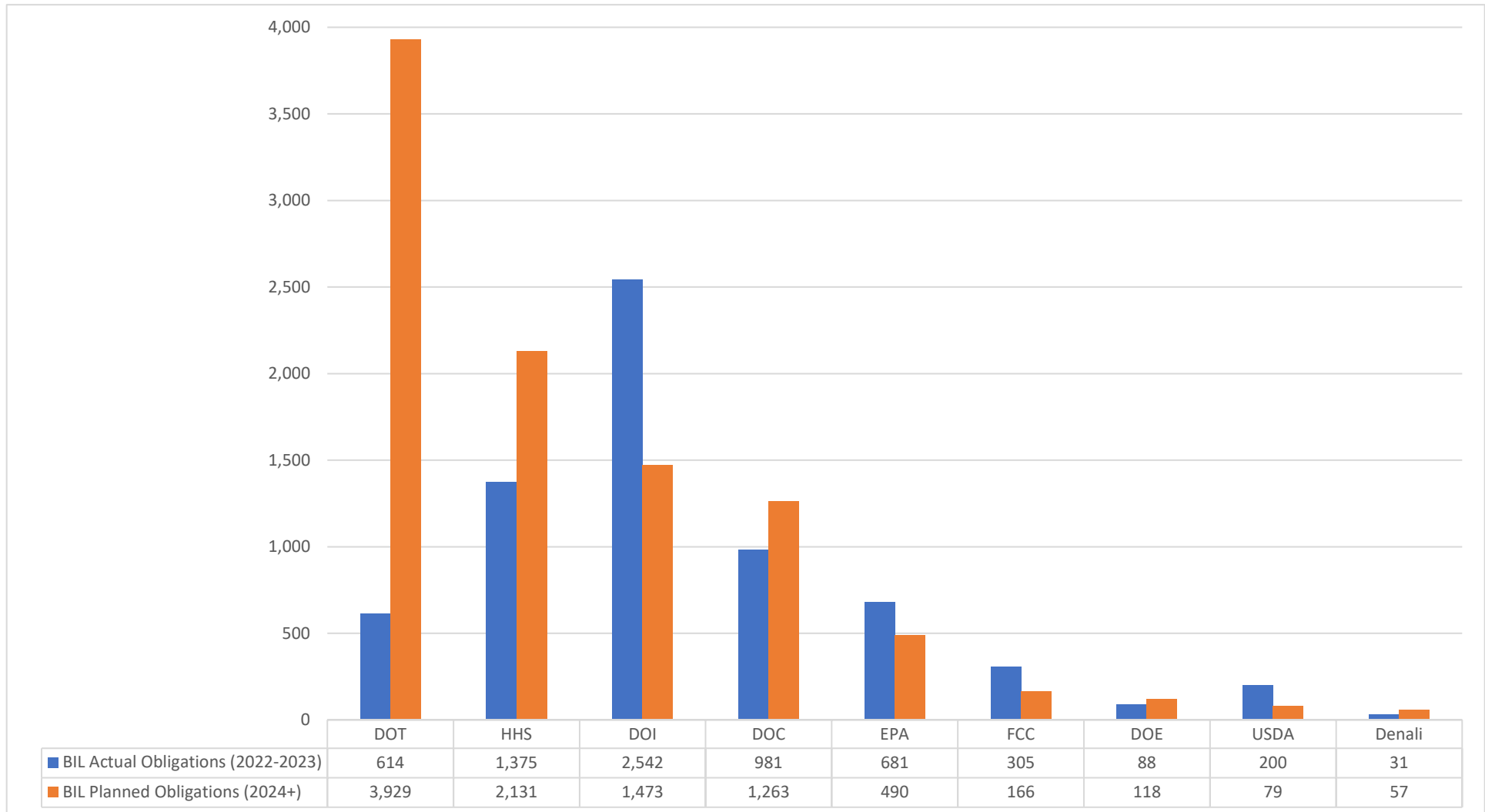
Total funding: \$17 billion



- Includes both discretionary and mandatory BIL funding for all fiscal years.
- Excludes funding reported as “to-be-determined” (TBD). Some BIL funding plans are still being developed; amounts reported here are subject to change, including potential increases.
- Excludes agencies with less than \$50 million in funding: Army Corps of Engineers (USACE) and Department of Homeland Security (DHS).

# Bipartisan Infrastructure Law (BIL) Funding Actual and Planned Obligations by Agency

*dollars in millions*



- Includes both discretionary and mandatory BIL funding for all fiscal years.
- Excludes funding reported as “to-be-determined” (TBD). Some BIL funding plans are still being developed; amounts reported here are subject to change, including potential increases.
- Excludes agencies with less than \$50 million in funding: Army Corps of Engineers (USACE) and Department of Homeland Security (DHS).

### Bipartisan Infrastructure Law (BIL) Summary by Agency

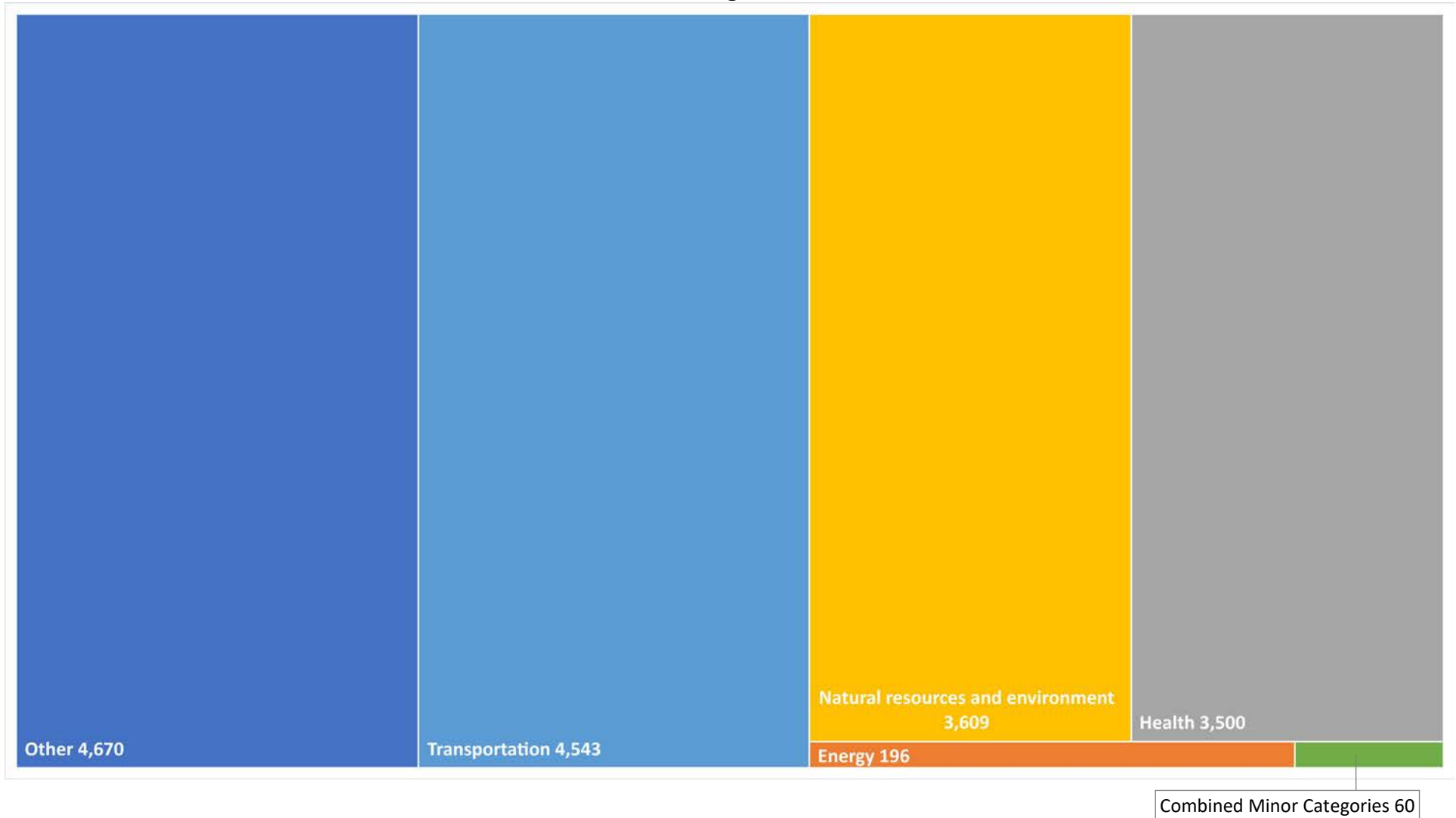
*dollars in millions*

Agency	2022 - 2023 Actual Obligations		2024+outyears Planned Obligations		Total	
	Disc.	Mand.	Disc.	Mand.	Disc.	Mand.
Army Corps of Engineers (USACE)	21	-	27	-	48	-
Denali Commission (Denali)	31	-	57	-	88	-
Department of Agriculture (USDA)	200	-	79	-	279	-
Department of Commerce (DOC)	981	-	1,263	-	2,244	-
Department of Energy (DOE)	88	-	109	-	196	-
Department of Health and Human Services (HHS)	1,375	-	2,131	-	3,506	-
Department of Homeland Security (DHS)	-	-	18	-	18	-
Department of the Interior (DOI)	344	2,198	782	690	1,126	2,889
Department of Transportation (DOT)	171	442	985	2,944	1,156	3,387
Environmental Protection Agency (EPA)	681	-	490	-	1,171	-
Federal Communications Commission (FCC)	305	-	166	-	471	-
<b>TOTAL, all Agencies</b>	<b>4,196</b>	<b>2,641</b>	<b>6,107</b>	<b>3,635</b>	<b>10,304</b>	<b>6,276</b>

# Bipartisan Infrastructure Law (BIL) Funding Total by Category

*dollars in millions*

Total funding: \$17 billion



- Includes both discretionary and mandatory BIL funding for all fiscal years.
- Excludes funding reported as “to-be-determined” (TBD). Some BIL funding plans are still being developed; amounts reported here are subject to change, including potential increases.
- “Combined Minor Categories” includes the “Agriculture”, “Education and Training,” “Income Support” categories, each funded at less than \$100 million.

## Bipartisan Infrastructure Law (BIL) Actual and Planned Obligations by Category *dollars in millions*



- Includes both discretionary and mandatory BIL funding for all fiscal years.
- Excludes funding reported as “to-be-determined” (TBD). Some BIL funding plans are still being developed; amounts reported here are subject to change, including potential increases.
- “Combined Minor Categories” includes the “Agriculture”, “Education and Training”, “Income Support” categories, each funded at less than \$100 million.

**Bipartisan Infrastructure Law (BIL) Summary by Category**

*dollars in millions*

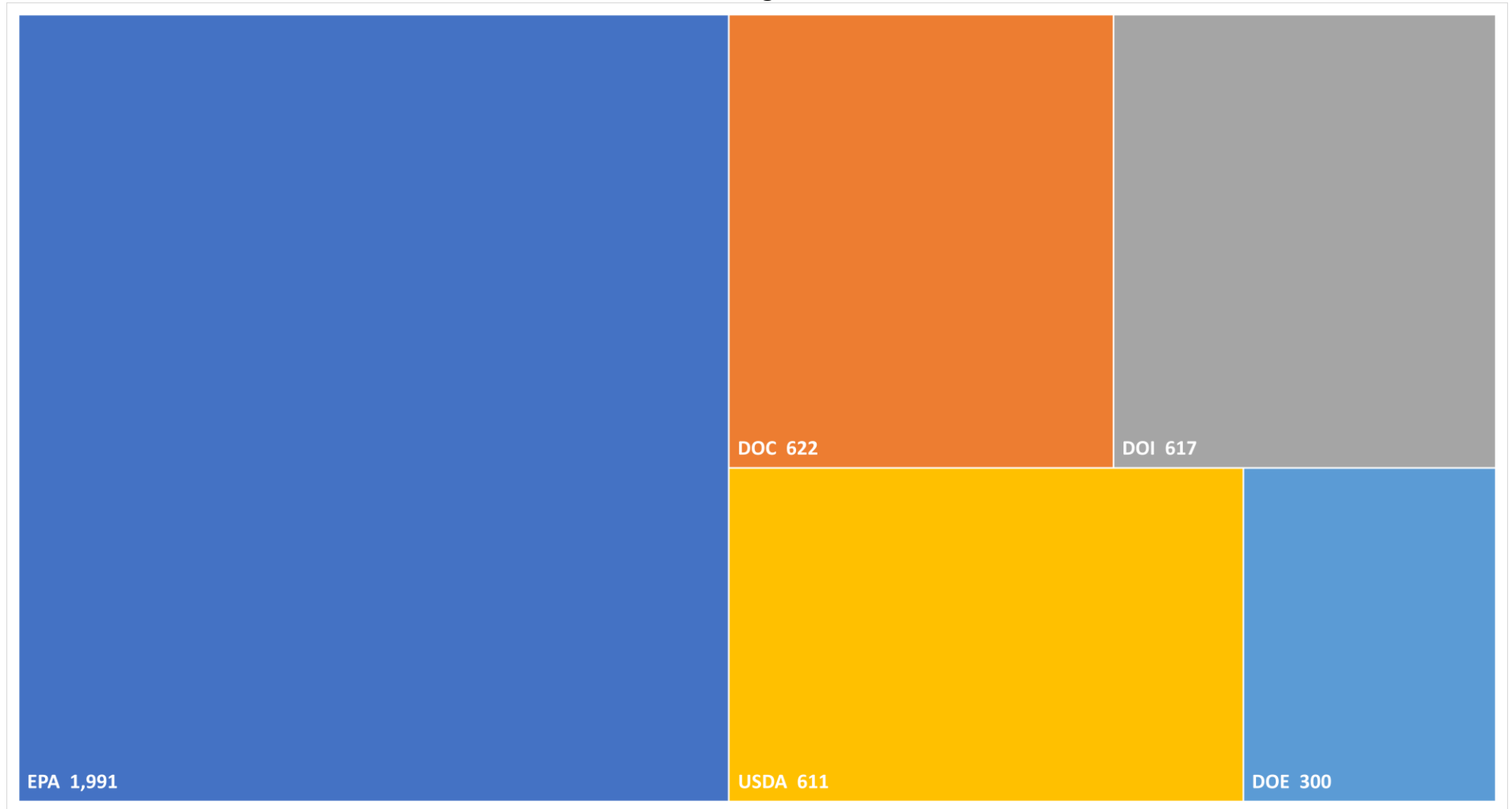
Agency	2022 - 2023		2024+outyears		Total	
	Disc.	Mand.	Disc.	Mand.	Disc.	Mand.
Agriculture	54	-	-	-	54	-
Education and training	-	-	1	-	1	-
Energy	88	-	109	-	196	-
Health	1,373	-	2,127	-	3,500	-
Income Support	2	-	3	-	6	-
Natural resources and environment	1,106	1,619	884	-	1,990	1,619
Other	1,403	580	1,998	690	3,401	1,270
Transportation	171	442	985	2,944	1,156	3,387
<b>TOTAL, all Categories</b>	<b>4,196</b>	<b>2,641</b>	<b>6,107</b>	<b>3,635</b>	<b>10,304</b>	<b>6,276</b>



# Inflation Reduction Act (IRA) Funding Total by Agency

*dollars in millions*

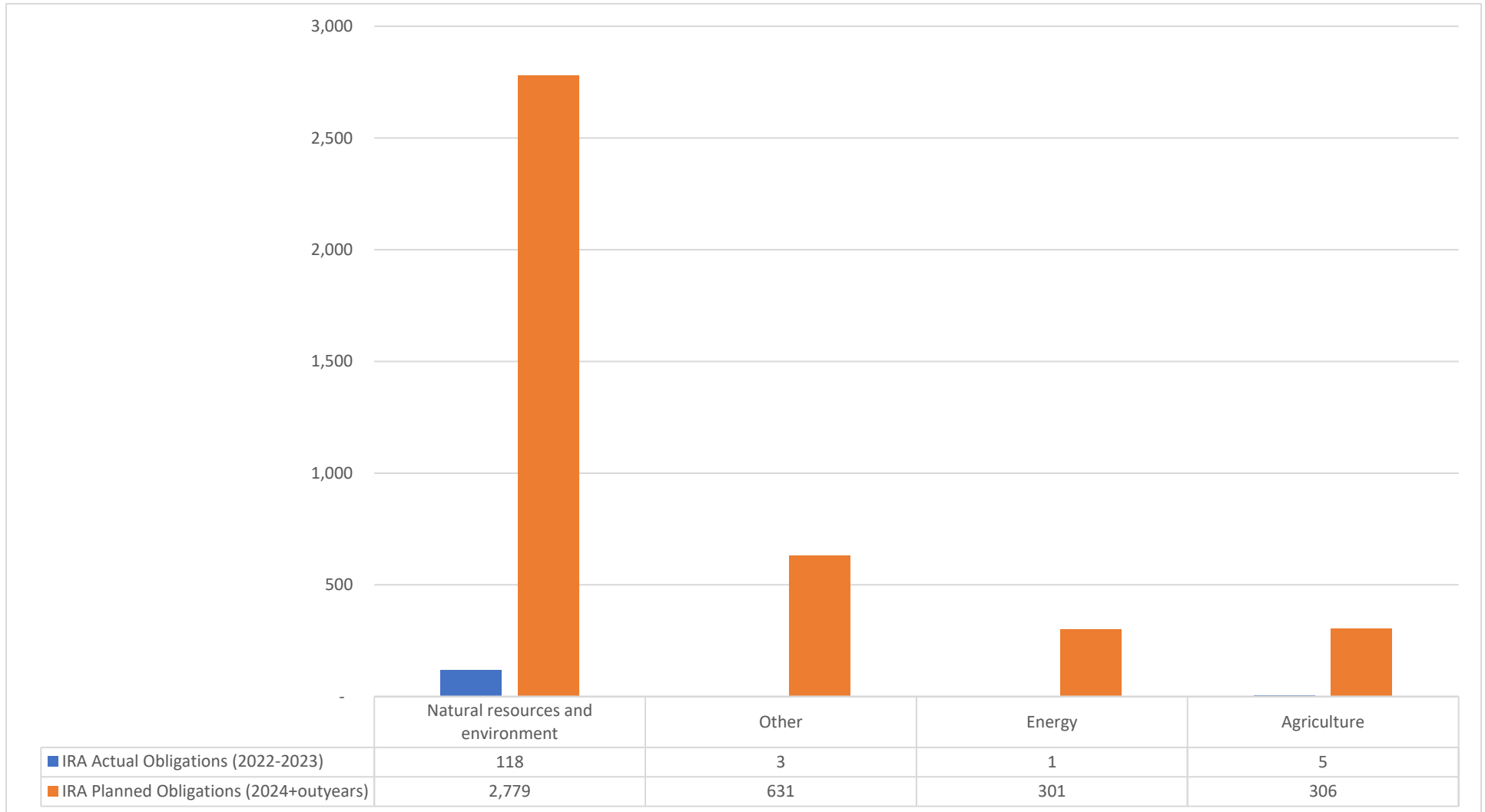
Total funding: \$4 billion



- Excludes funding reported as “to-be-determined” (TBD). Some IRA funding plans are still being developed; amounts reported here are subject to change, including potential increases.
- Excludes agencies with less than \$20 million in funding: Federal Permitting Improvement Steering Council (FPISC) and Department of Homeland Security (DHS)

# Inflation Reduction Act (IRA) Funding Actual and Planned Obligations by Category

*dollars in millions*



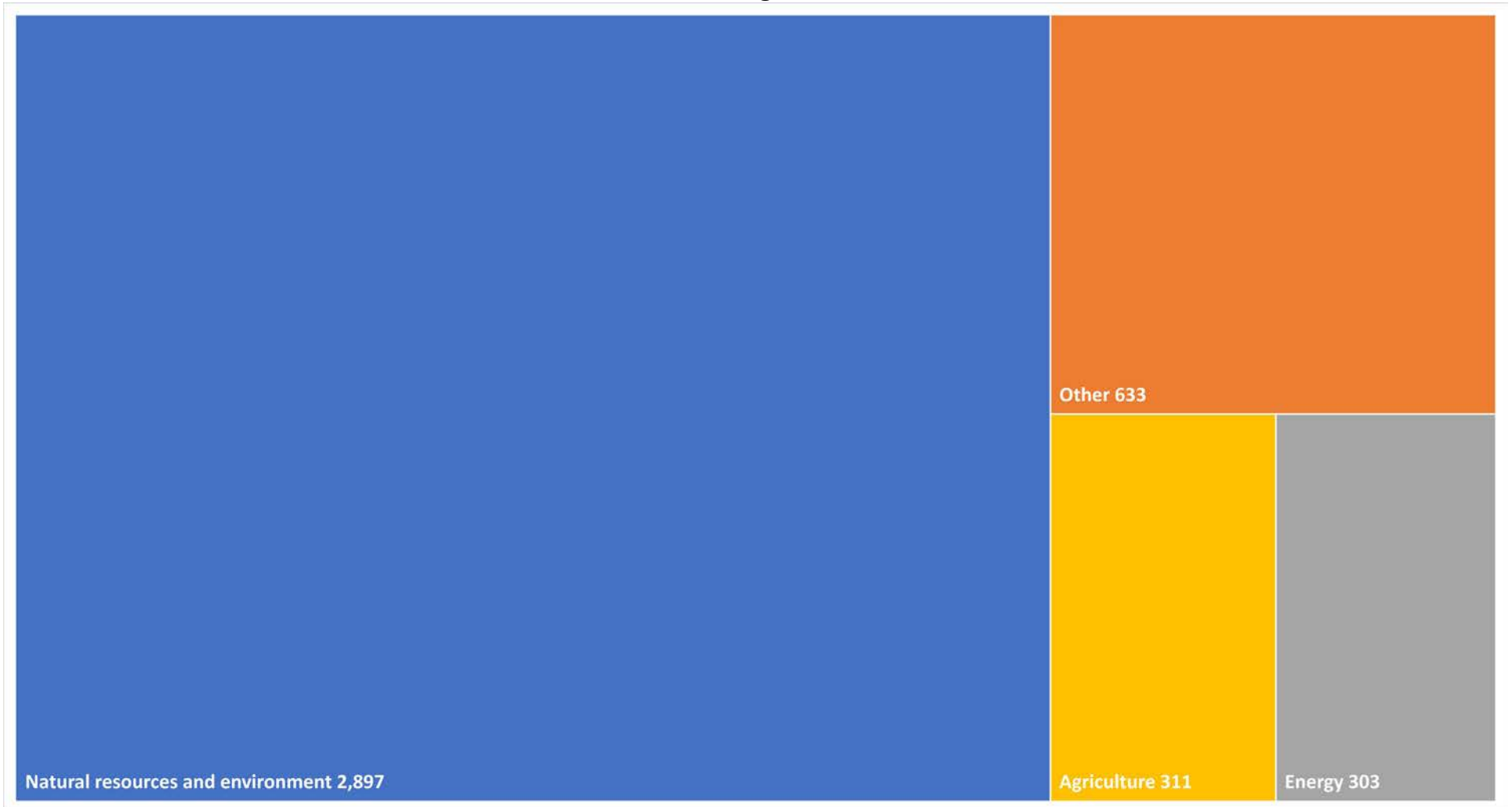
- Excludes funding reported as “to-be-determined” (TBD). Some IRA funding plans are still being developed; amounts reported here are subject to change, including potential increases.
- Excludes category with less than \$20 million in funding: 'Education and Training'.

<b>Inflation Reduction Act (IRA) Summary by Agency</b> <i>dollars in millions</i>			
Agency	2022 - 2023 Actual Obligations	2024+outyears Planned Obligations	Total
Department of Agriculture (USDA)	19	592	611
Department of Commerce (DOC)	77	544	622
Department of Energy (DOE)	1	299	300
Department of Homeland Security (DHS)	-	5	5
Department of the Interior (DOI)	3	614	617
Environmental Protection Agency (EPA)	27	1,965	1,991
Federal Permitting Improvement Steering Council (FPISC)	-	17	17
<b>TOTAL, All Agencies</b>	<b>127</b>	<b>4,036</b>	<b>4,163</b>

# Inflation Reduction Act (IRA) Funding Total by Category

*dollars in millions*

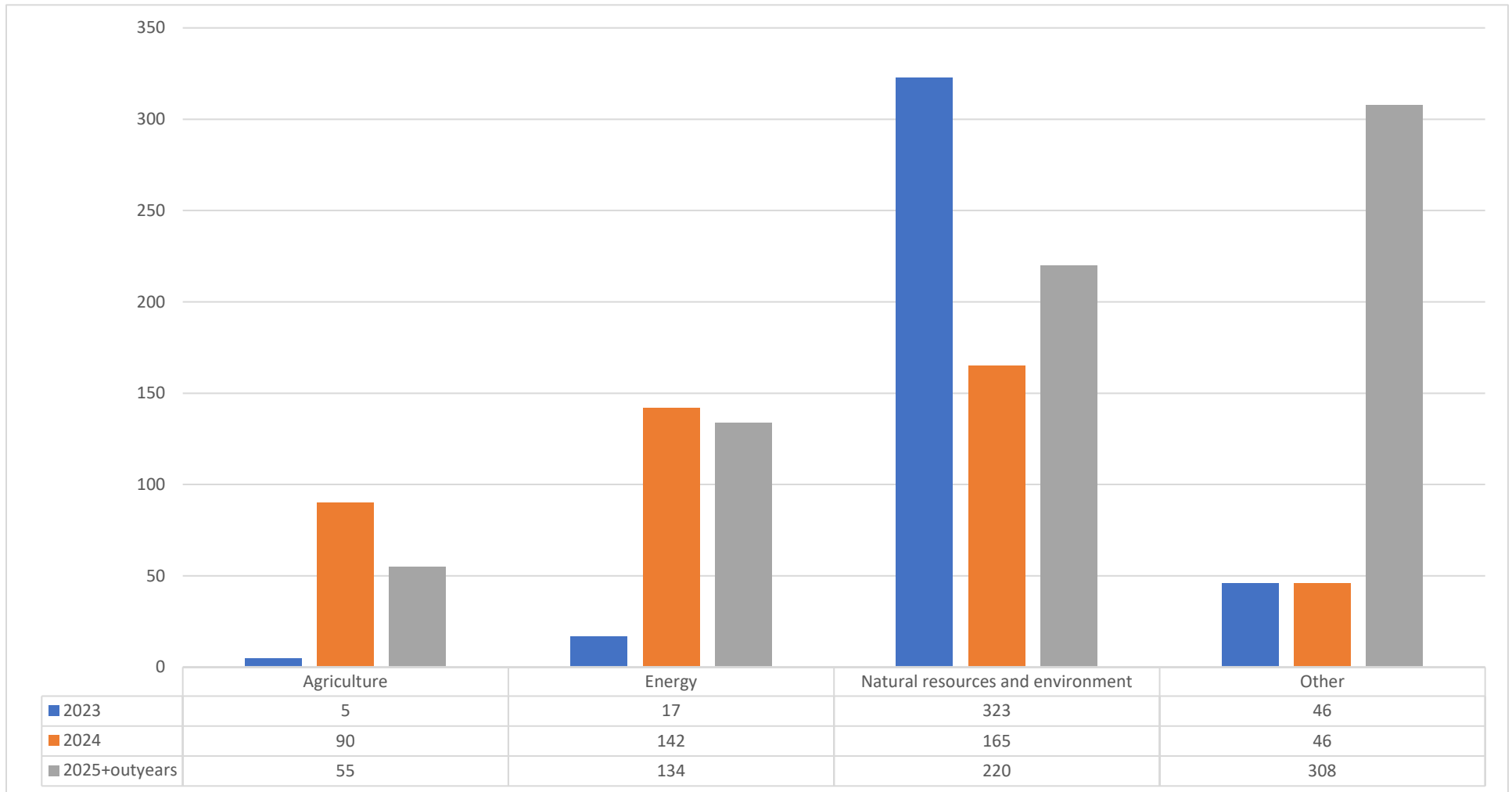
Total funding: \$4 billion



- Includes IRA funding for all fiscal years.
- Excludes funding reported as “to-be-determined” (TBD). Some IRA funding plans are still being developed; amounts reported here are subject to change, including potential increases.

## Inflation Reduction Act (IRA) Funding Actual and Planned Obligations by Category

*dollars in millions*



- Excludes category with less than \$20 million in funding: 'Education and Training'.
- Excludes funding reported as "to-be-determined" (TBD). Some IRA funding plans are still being developed; amounts reported here are subject to change, including potential increases.

<b>Inflation Reduction Act (IRA) Summary by Category</b> <i>dollars in millions</i>			
<b>Agency</b>	<b>2022 - 2023 Actual Obligations</b>	<b>2024+outyears Planned Obligations</b>	<b>Total</b>
Agriculture	5	306	311
Education and training	-	19	19
Energy	1	301	303
Natural resources and environment	118	2,779	2,897
Other	3	631	633
<b>TOTAL, all Categories</b>	<b>127</b>	<b>4,036</b>	<b>4,163</b>

# DETAILED TABLES

---

Tables in this section report detailed program-level and category funding by agency and fiscal year for Annual Budget and Appropriations Funding; Bipartisan Infrastructure Law Funding; and Inflation Reduction Act Funding.

All resources are reported in millions of dollars. Zero-dollar lines have been removed; only agencies with resources to report in a given funding area are included in these tables.

**Category abbreviations** are:

Abbreviation	Category Name
A.....	Agriculture
ET.....	Education and training
E.....	Energy
H.....	Health
HCD.....	Housing and community development
IS.....	Income Support
J.....	Justice
NRE.....	Natural resources and environment
O.....	Other
T.....	Transportation

**Annual Budget & Appropriations Detail by Agency**  
dollars in millions

Agency & Program	Category	2023 President's Budget Request		2023 Enacted				2024 President's Budget Request		2024 Enacted			2025 President's Budget Request		
		Disc.	Mand.	Disc.	Mand.	Disaster Supp.	Advance Approps. for FY 2024	Disc.	Mand.	Disc.	Mand.	Advance Approps. for FY 2025	Disc.	Mand.	Advance Approps. for FY 2026
<b>Advisory Council on Historic Preservation (ACHP)</b>															
Native American Initiatives and Affairs	NRE	1.0	-	1.0	-	-	-	1.0	-	1.0	-	-	1.0	-	-
<b>Alyce Spotted Bear and Walter Soboleff Commission on Native Children (CNC)</b>															
Study of programs that serve Tribal children	HCD	-	-	0.6	-	-	-	-	-	-	-	-	-	-	-
<b>Army Corps of Engineers (USACE)</b>															
Tribal Fishing Access	O	56.6	-	64.3	-	-	-	58.1	-	62.3	-	-	72.9	-	-
Tribal Partnership Program - Construction	NRE	-	-	9.0	-	-	-	8.0	-	13.0	-	-	8.0	-	-
Tribal Partnership Program - Investigations	NRE	0.5	-	7.5	-	-	-	5.0	-	5.0	-	-	2.5	-	-
<b>TOTAL - Army Corps of Engineers (USACE)</b>		<b>57.1</b>	<b>-</b>	<b>80.8</b>	<b>-</b>	<b>-</b>	<b>-</b>	<b>71.1</b>	<b>-</b>	<b>80.3</b>	<b>-</b>	<b>-</b>	<b>83.4</b>	<b>-</b>	<b>-</b>
<b>Corporation for National and Community Service (CNCS)</b>															
AmeriCorps Seniors	O	7.1	-	7.1	-	-	-	7.1	-	7.1	-	-	7.1	-	-
AmeriCorps State and National	O	5.2	-	1.5	-	-	-	5.0	-	2.9	-	-	5.6	-	-
AmeriCorps Volunteers in Service to America (VISTA)	O	1.5	-	1.5	-	-	-	1.4	-	1.4	-	-	1.4	-	-
<b>TOTAL - Corporation for National and Community Service (CNCS)</b>		<b>13.8</b>	<b>-</b>	<b>10.1</b>	<b>-</b>	<b>-</b>	<b>-</b>	<b>13.5</b>	<b>-</b>	<b>11.3</b>	<b>-</b>	<b>-</b>	<b>14.0</b>	<b>-</b>	<b>-</b>
<b>Denali Commission (Denali)</b>															
Denali Commission Grant Funding	O	18.6	-	20.5	-	-	-	20.0	-	21.6	-	-	20.0	-	-
<b>Department of Agriculture (USDA)</b>															
All Other USDA - Animal and Plant Health Inspection Service (APHIS)	A	4.4	1.1	3.3	0.8	-	-	3.4	0.8	5.3	0.8	-	4.5	0.8	-
Farm Service Agency (FSA)															
Commodity Credit Corporation (CCC) Drought	A	-	-	-	-	-	-	-	-	-	-	-	40.0	-	-
Conservation Reserve Enhancement Program (CREP)	A	-	-	-	-	-	-	-	-	0.5	-	-	0.5	-	-



**Annual Budget & Appropriations Detail by Agency**

dollars in millions

Agency & Program	Category	2023 President's Budget Request		2023 Enacted				2024 President's Budget Request		2024 Enacted			2025 President's Budget Request		
		Disc.	Mand.	Disc.	Mand.	Disaster Supp.	Advance Approps. for FY 2024	Disc.	Mand.	Disc.	Mand.	Advance Approps. for FY 2025	Disc.	Mand.	Advance Approps. for FY 2026
<i>Native American Loans - Loan Level [Non-Add] - Indian Land Acquisition and Indian Highly Fractionated Land</i>	A	[25.0]	[-]	[25.0]	[-]	[-]	[-]	[25.0]	[-]	[25.0]	[-]	[-]	[20.0]	[-]	[-]
<i>SUBTOTAL - Farm Service Agency (FSA)</i>		-	-	-	-	-	-	-	-	0.5	-	-	40.5	-	-
Food and Nutrition Service (FNS)															
<i>Child Nutrition Programs</i>	O	-	651.0	-	648.0	-	-	-	729.0	-	757.0	-	-	723.0	-
<i>Food Distribution Program on Indian Reservations (FDPIR)</i>	O	4.0	145.0	4.0	162.0	-	-	6.0	165.0	4.0	165.0	-	5.0	242.0	-
<i>Special Supplemental Nutrition Program for Women, Infants and Children (WIC)</i>	O	131.0	-	131.0	-	-	-	138.0	-	154.0	-	-	169.0	-	-
<i>Supplemental Nutrition Assistance Program (SNAP)</i>	O	-	2,232.0	-	2,438.0	-	-	-	2,494.0	-	2,206.0	-	-	2,306.0	-
<i>SUBTOTAL - Food and Nutrition Service (FNS)</i>		135.0	3,028.0	135.0	3,248.0	-	-	144.0	3,388.0	158.0	3,128.0	-	174.0	3,271.0	-
Foreign Agricultural Service - Inter-Tribal Agriculture Council	A	-	1.0	-	1.0	-	-	-	1.0	-	1.0	-	-	1.0	-
Forest Service															
<i>Cooperative Forestry</i>	NRE	-	-	4.0	-	-	-	4.0	-	0.1	-	-	0.1	-	-
<i>Ecosystem Management Coordination</i>	NRE	1.1	-	1.1	-	-	-	1.1	-	1.1	-	-	1.1	-	-
<i>Forest Health Protection</i>	NRE	-	-	3.8	-	-	-	3.8	-	0.3	-	-	0.4	-	-
<i>Forest Management, Range Management and Vegetation Ecology</i>	NRE	0.5	-	0.5	-	-	-	0.5	-	0.5	-	-	0.5	-	-
<i>Hazardous Fuels</i>	NRE	-	-	0.3	-	-	-	0.3	-	1.5	-	-	1.5	-	-
<i>Joint Chiefs</i>	NRE	9.0	-	8.0	-	-	-	8.0	-	12.6	-	-	12.6	-	-
<i>National Partnership Office</i>	ET	-	-	5.1	-	-	-	5.1	-	-	4.7	-	-	4.7	-
<i>Other Programs</i>	NRE	0.7	-	0.7	-	-	-	0.7	-	-	-	-	-	-	-
<i>Risk Mapping</i>	NRE	0.5	-	0.5	-	-	-	0.5	-	0.5	-	-	0.5	-	-
<i>SUBTOTAL - Forest Service</i>		11.8	-	24.0	-	-	-	24.0	-	16.6	4.7	-	16.7	4.7	-
National Institute of Food and Agriculture															

**Annual Budget & Appropriations Detail by Agency**  
dollars in millions

Agency & Program	Category	2023 President's Budget Request		2023 Enacted				2024 President's Budget Request		2024 Enacted			2025 President's Budget Request		
		Disc.	Mand.	Disc.	Mand.	Disaster Supp.	Advance Approps. for FY 2024	Disc.	Mand.	Disc.	Mand.	Advance Approps. for FY 2025	Disc.	Mand.	Advance Approps. for FY 2026
<i>1994 Research Program</i>	A	4.5	-	5.0	-	-	-	5.0	-	5.0	-	-	5.0	-	-
<i>Alaska Native Serving and Native Hawaiian-serving Institutions Education Grants Ext. Services at the 1994 Institutions</i>	ET	3.2	-	5.0	-	-	-	5.0	-	5.0	-	-	5.0	-	-
<i>Federally Recognized Tribes Extension Program</i>	A	19.0	-	11.0	-	-	-	21.0	-	11.0	-	-	21.0	-	-
<i>Higher Ed Payments to the 1994 (Native American Institutions)</i>	A	7.7	-	4.3	-	-	-	7.7	-	4.0	-	-	7.7	-	-
<i>Higher Ed- Interest Earned for Native American Endowment Fund (Tribal College)</i>	A	15.0	-	7.0	-	-	-	15.0	-	7.0	-	-	15.0	-	-
<i>New Beginning for the Tribal Students</i>	A	5.2	-	4.5	-	-	-	5.2	-	5.4	-	-	5.2	-	-
<i>Study on Tribal and Alaska Native Communities</i>	ET	5.0	-	5.0	-	-	-	5.0	-	5.0	-	-	5.0	-	-
<i>Tribal Colleges Endowment Fund (Native American Endowment Fund) [Non-Add]</i>	A	-	-	-	-	-	-	1.5	-	-	-	-	-	-	-
<i>Tribal Colleges Endowment Fund (Native American Endowment Fund) [Non-Add]</i>	A	[11.9]	[-]	[11.9]	[-]	[-]	[-]	[11.9]	[-]	[11.9]	[-]	[-]	[11.9]	[-]	[-]
<b>SUBTOTAL - National Institute of Food and Agriculture</b>		59.6	-	41.8	-	-	-	65.4	-	42.4	-	-	63.9	-	-
<b>Natural Resources Conservation Service (NRCS)</b>															
<i>Agricultural Management Assistance Program</i>	NRE	-	1.0	-	0.5	-	-	-	0.5	-	0.4	-	-	0.4	-
<i>Conservation Stewardship Program</i>	NRE	-	12.0	-	12.0	-	-	-	12.0	-	12.0	-	-	12.0	-
<i>Emergency Watershed Protection Program</i>	NRE	3.0	-	4.0	-	3.0	-	-	-	-	-	-	-	-	-
<i>Environmental Quality Incentives Program</i>	NRE	-	40.0	-	40.0	-	-	-	40.0	-	40.0	-	-	40.0	-
<i>Regional Conservation Partnership Program</i>	NRE	-	3.0	-	3.0	-	-	-	3.0	-	3.0	-	-	10.2	-
<i>Watershed and Flood Prevention Operations</i>	NRE	3.0	-	5.0	-	-	-	6.0	-	5.0	-	-	5.0	-	-

**Annual Budget & Appropriations Detail by Agency**

*dollars in millions*

Agency & Program	Category	2023 President's Budget Request		2023 Enacted				2024 President's Budget Request		2024 Enacted			2025 President's Budget Request		
		Disc.	Mand.	Disc.	Mand.	Disaster Supp.	Advance Approps. for FY 2024	Disc.	Mand.	Disc.	Mand.	Advance Approps. for FY 2025	Disc.	Mand.	Advance Approps. for FY 2026
<i>SUBTOTAL - Natural Resources Conservation Service (NRCS)</i>		6.0	56.0	9.0	55.5	3.0	-	6.0	55.5	5.0	55.4	-	5.0	62.6	-
Office of the Secretary - Office of Tribal Relations	E	6.5	-	5.2	-	-	-	6.5	-	5.2	-	-	6.6	-	-
Rural Development															
Community Facilities Tribal College Initiative Grants	A	10.0	-	10.0	-	-	-	10.0	-	8.0	-	-	10.0	-	-
Intermediary Relending Program – Tribal Set-aside	A	0.3	-	0.6	-	-	-	1.2	-	0.6	-	-	0.6	-	-
ReConnect Grants	A	132.0	-	28.7	-	-	-	66.5	-	66.5	-	-	33.5	-	-
Rural Alaska Village Grants	A	26.0	-	18.0	-	-	-	26.0	-	16.0	-	-	18.0	-	-
Rural Business Development Grants – Tribal Set-aside	A	4.0	-	4.0	-	-	-	4.0	-	4.5	-	-	4.5	-	-
Sec. 502 Direct Native American Relending Program	A	6.9	-	2.5	-	-	-	5.5	-	2.3	-	-	3.7	-	-
Sec. 502 Direct Single Family Housing Loans	A	0.8	-	0.8	-	-	-	3.3	-	1.0	-	-	3.3	-	-
Sec. 504 Housing Repair Grants	A	0.5	-	0.4	-	0.7	-	0.5	-	0.9	-	-	0.9	-	-
Sec. 504 Housing Repair Loans	A	0.5	-	0.2	-	-	-	0.9	-	0.5	-	-	0.9	-	-
Water and Waste Disposal Tribal Grants	A	36.0	-	26.0	-	-	-	30.0	-	22.0	-	-	24.0	-	-
<i>SUBTOTAL - Rural Development</i>		217.0	-	91.2	-	0.7	-	147.9	-	122.3	-	-	99.4	-	-
<b>TOTAL - Department of Agriculture (USDA)</b>		<b>440.2</b>	<b>3,086.1</b>	<b>309.5</b>	<b>3,305.3</b>	<b>3.7</b>	<b>-</b>	<b>397.2</b>	<b>3,445.3</b>	<b>355.3</b>	<b>3,189.9</b>	<b>-</b>	<b>410.6</b>	<b>3,340.1</b>	<b>-</b>
<b>Department of Commerce (DOC)</b>															
Economic Development Administration															
Assistance to Indigenous Communities	O	-	-	-	-	-	-	20.0	-	5.0	-	-	5.0	-	-
Planning and Technical Assistance	O	5.0	-	5.0	-	-	-	5.0	-	5.0	-	-	5.0	-	-
<i>SUBTOTAL - Economic Development Administration</i>		5.0	-	5.0	-	-	-	25.0	-	10.0	-	-	10.0	-	-

**Annual Budget & Appropriations Detail by Agency**  
dollars in millions

Agency & Program	Category	2023 President's Budget Request		2023 Enacted				2024 President's Budget Request		2024 Enacted			2025 President's Budget Request		
		Disc.	Mand.	Disc.	Mand.	Disaster Supp.	Advance Approps. for FY 2024	Disc.	Mand.	Disc.	Mand.	Advance Approps. for FY 2025	Disc.	Mand.	Advance Approps. for FY 2026
Minority Business Development Administration - American Indian, Alaska Native, Native Hawaiian (AIANNH) Broad Agency Announcements (BAAAs)	O	5.0	-	5.0	-	-	-	5.0	-	6.5	-	-	6.5	-	-
National Oceanic and Atmospheric Administration (NOAA)															
<i>Coastal Science, Assessment, Response, and Restoration - National Centers for Coastal Ocean Science - Monitoring/Testing and capacity building with Tribes</i>	NRE	0.4	-	0.4	-	-	-	0.4	-	0.6	-	-	0.6	-	-
<i>Competitive Research - National Centers for Coastal Ocean Science - Extramural Research</i>	NRE	1.3	-	2.5	-	-	-	2.1	-	1.7	-	-	-	-	-
<i>Executive Leadership - NOAA Tribal Liaisons</i>	NRE	0.5	-	0.5	-	-	-	0.5	-	0.5	-	-	0.5	-	-
<i>Fisheries Disaster Assistance - Federally Recognized Tribes on the West Coast</i>	NRE	-	-	-	-	9.6	-	-	-	-	-	-	-	-	-
<i>Habitat Conservation and Restoration - Fish Passage</i>	NRE	-	-	0.4	-	-	-	-	-	-	-	-	-	-	-
<i>Hydrographic Survey Priorities/Contracts - Office of Coast Survey - Hydrographic Survey priorities</i>	T	15.0	-	19.7	-	-	-	15.0	-	8.5	-	-	6.2	-	-
<i>IOOS Regional Observations - U.S. Integrated Ocean Observations System - Various Regional Associations</i>	NRE	2.4	-	2.4	-	-	-	3.2	-	2.4	-	-	-	-	-
<i>Marine Mammals, Sea Turtles, and Other Species - Alaska Native Marine Mammal Co-Management</i>	NRE	1.7	-	1.7	-	-	-	1.8	-	1.7	-	-	1.8	-	-

**Annual Budget & Appropriations Detail by Agency**

*dollars in millions*

Agency & Program	Category	2023 President's Budget Request		2023 Enacted				2024 President's Budget Request		2024 Enacted			2025 President's Budget Request		
		Disc.	Mand.	Disc.	Mand.	Disaster Supp.	Advance Approps. for FY 2024	Disc.	Mand.	Disc.	Mand.	Advance Approps. for FY 2025	Disc.	Mand.	Advance Approps. for FY 2026
<i>Navigation, Observations and Positioning - Office of Coast Survey - Coordination with Tribal Communities, Hydrographic Survey (in house)</i>	T	2.3	-	3.0	-	-	-	3.0	-	3.0	-	-	2.9	-	-
<i>Pacific Coastal Salmon Recovery Fund</i>	NRE	6.9	-	6.9	-	-	-	5.5	-	TBD	-	-	TBD	-	-
<i>Salmon Management Activities</i>	NRE	2.9	-	3.1	-	-	-	6.5	-	6.5	-	-	6.5	-	-
<i>Sanctuaries and Marine Protected Areas - Office of National Marine Sanctuaries - Grants to Tribes and coordination with tribal communities</i>	NRE	0.7	-	0.4	-	-	-	0.5	-	0.6	-	-	0.9	-	-
<i>SUBTOTAL - National Oceanic and Atmospheric Administration (NOAA)</i>		<b>34.1</b>	<b>-</b>	<b>41.0</b>	<b>-</b>	<b>9.6</b>	<b>-</b>	<b>38.5</b>	<b>-</b>	<b>25.4</b>	<b>-</b>	<b>-</b>	<b>19.5</b>	<b>-</b>	<b>-</b>
<b>TOTAL - Department of Commerce (DOC)</b>		<b>44.1</b>	<b>-</b>	<b>51.0</b>	<b>-</b>	<b>9.6</b>	<b>-</b>	<b>68.5</b>	<b>-</b>	<b>41.9</b>	<b>-</b>	<b>-</b>	<b>36.0</b>	<b>-</b>	<b>-</b>
<b>Department of Defense (DOD)</b>															
<i>Native American Lands Environmental Mitigation Program</i>	NRE	12.4	-	20.5	-	-	-	12.6	-	12.6	-	-	19.9	-	-
<i>The Indian Incentive Program Payments (25 USC 1544)</i>	O	25.0	-	44.6	-	-	-	25.0	-	25.0	-	-	11.0	-	-
<b>TOTAL - Department of Defense (DOD)</b>		<b>37.4</b>	<b>-</b>	<b>65.1</b>	<b>-</b>	<b>-</b>	<b>-</b>	<b>37.6</b>	<b>-</b>	<b>37.6</b>	<b>-</b>	<b>-</b>	<b>30.8</b>	<b>-</b>	<b>-</b>
<b>Department of Education (ED)</b>															
<i>Grants to Support Native Language Resource centers</i>	ET	-	-	3.4	-	-	-	3.0	-	1.3	-	-	2.4	-	-
<i>Direct Support</i>															
<i>Impact Aid - Basic Support</i>	ET	784.6	-	826.9	-	-	-	826.9	-	819.6	-	-	810.3	-	-
<i>Indian Education (Local Education Agencies (LEA) grants)</i>	ET	110.4	-	110.4	-	-	-	117.4	-	110.4	-	-	110.4	-	-
<i>Other</i>	ET	266.0	59.8	244.7	56.8	-	-	284.6	61.7	246.9	60.9	-	259.3	64.1	-

**Annual Budget & Appropriations Detail by Agency**

*dollars in millions*

Agency & Program	Category	2023 President's Budget Request		2023 Enacted				2024 President's Budget Request		2024 Enacted			2025 President's Budget Request		
		Disc.	Mand.	Disc.	Mand.	Disaster Supp.	Advance Approps. for FY 2024	Disc.	Mand.	Disc.	Mand.	Advance Approps. for FY 2025	Disc.	Mand.	Advance Approps. for FY 2026
<i>Special Education Grants to States</i>	ET	102.9	-	106.4	-	-	-	106.5	-	106.5	-	-	107.9	-	-
<i>Title I -LEA Grants</i>	ET	143.0	112.0	52.8	-	-	75.9	143.0	-	148.2	-	75.9	130.0	-	75.9
<b>SUBTOTAL - Direct Support</b>		<b>1,406.9</b>	<b>171.8</b>	<b>1,341.1</b>	<b>56.8</b>	<b>-</b>	<b>75.9</b>	<b>1,478.4</b>	<b>61.7</b>	<b>1,431.6</b>	<b>60.9</b>	<b>75.9</b>	<b>1,417.8</b>	<b>64.1</b>	<b>75.9</b>
Indirect Support															
<i>Other</i>	ET	1,605.7	2,199.9	1,506.9	2,534.8	-	9.3	1.9	2.6	1,576.1	4,253.2	9.3	1,727.2	4,328.5	9.3
<i>Special Education Grants to States</i>	ET	200.6	-	159.4	-	-	102.8	157.0	-	60.6	-	99.2	155.2	-	99.2
<i>Title I - LEA Grants</i>	ET	302.6	235.7	111.1	-	-	159.8	302.6	-	233.0	-	137.2	235.2	-	137.2
<b>SUBTOTAL - Indirect Support</b>		<b>2,108.9</b>	<b>2,435.6</b>	<b>1,777.4</b>	<b>2,534.8</b>	<b>-</b>	<b>271.9</b>	<b>461.5</b>	<b>2.6</b>	<b>1,869.7</b>	<b>4,253.2</b>	<b>245.7</b>	<b>2,117.7</b>	<b>4,328.5</b>	<b>245.7</b>
Tribal Colleges and Universities															
<i>Strengthening Tribally Controlled Colleges and Universities</i>	ET	53.1	28.3	51.5	28.3	-	-	53.1	28.3	51.8	28.3	-	56.4	30.0	-
<i>Tribally Controlled Postsecondary Career and Technical Institutions</i>	ET	10.6	-	12.0	-	-	-	12.0	-	12.0	-	-	12.0	-	-
<b>SUBTOTAL - Tribal Colleges and Universities</b>		<b>63.7</b>	<b>28.3</b>	<b>63.5</b>	<b>28.3</b>	<b>-</b>	<b>-</b>	<b>65.0</b>	<b>28.3</b>	<b>63.8</b>	<b>28.3</b>	<b>-</b>	<b>68.4</b>	<b>30.0</b>	<b>-</b>
<b>TOTAL - Department of Education (ED)</b>		<b>3,579.6</b>	<b>2,635.7</b>	<b>3,185.4</b>	<b>2,619.9</b>	<b>-</b>	<b>347.8</b>	<b>2,007.8</b>	<b>92.5</b>	<b>3,366.3</b>	<b>4,342.3</b>	<b>321.6</b>	<b>3,606.2</b>	<b>4,422.6</b>	<b>321.6</b>
<b>Department of Energy (DOE)</b>															
Nuclear Energy	E	1.2	-	1.2	-	-	-	1.2	-	1.2	-	-	1.2	-	-
Tribal Energy Loan Guarantee Program (TELGP) - Administration	E	1.9	-	4.0	-	-	-	6.3	-	6.3	-	-	6.3	-	-
Bonneville Power Administration															
<i>12/14/2023 - 6 Sovereign Agreement</i>	NRE	-	-	-	-	-	-	-	-	-	-	-	-	6.7	-
<i>181(D) Allocations to Tribes</i>	NRE	-	unavailable	-	unavailable	-	-	-	29.1	-	29.1	-	-	25.0	-
<i>American Indian Science and Engineering Society (AISES) Internships</i>	ET	-	0.1	-	0.1	-	-	-	0.1	-	0.1	-	-	0.1	-
<i>Columbia Basin Fish and Wildlife Program Funding</i>	NRE	-	144.7	-	144.7	-	-	-	170.9	-	170.9	-	-	178.7	-
<i>Energy Efficiency</i>	E	-	0.6	-	0.6	-	-	-	0.6	-	0.6	-	-	0.6	-

**Annual Budget & Appropriations Detail by Agency**

dollars in millions

Agency & Program	Category	2023 President's Budget Request		2023 Enacted				2024 President's Budget Request		2024 Enacted			2025 President's Budget Request		
		Disc.	Mand.	Disc.	Mand.	Disaster Supp.	Advance Approps. for FY 2024	Disc.	Mand.	Disc.	Mand.	Advance Approps. for FY 2025	Disc.	Mand.	Advance Approps. for FY 2026
<i>Federal Columbia River Power System Cultural Resource (FCRPS CR) Mitigation</i>	NRE	-	unavailable	-	unavailable	-	-	-	2.2	-	2.2	-	-	2.2	-
<i>Phase 2 Implementation Plan (P2IP)</i>	NRE	-	-	-	-	-	-	-	10.0	-	10.0	-	-	10.0	-
<i>Tribal Affairs Education Grants</i>	ET	-	0.1	-	0.1	-	-	-	0.1	-	0.1	-	-	0.1	-
<b>SUBTOTAL - Bonneville Power Administration</b>		-	145.5	-	145.5	-	-	-	213.0	-	213.0	-	-	223.5	-
<b>Environmental Management</b>															
<i>Miscellaneous Programs and Agreements in Principle (PBS: VL-FAO-0101)</i>	NRE	3.4	-	3.4	-	-	-	3.4	-	3.4	-	-	6.1	-	-
<i>Natural Resources Damage Assessment (NRDA)</i>	NRE	1.2	-	1.2	-	-	-	1.1	-	1.1	-	-	1.0	-	-
<i>Safety for Waste Isolation Pilot Plant (WIPP) Transportation Corridor</i>	ET	0.7	-	0.7	-	-	-	0.7	-	0.8	-	-	0.8	-	-
<i>Shoshone-Bannock Tribes Stakeholder Community Outreach</i>	NRE	2.3	-	2.3	-	-	-	2.3	-	2.3	-	-	2.3	-	-
	NRE	5.3	-	5.3	-	-	-	5.2	-	5.2	-	-	5.3	-	-
<b>SUBTOTAL - Environmental Management</b>		12.9	-	12.9	-	-	-	12.7	-	12.8	-	-	15.5	-	-
<b>Grid Deployment Office</b>															
<i>PNW Regional Energy Needs Planning</i>	E	-	-	3.9	-	-	-	-	-	1.1	-	-	-	-	-
<i>Tribal Nation Technical Assistance Program for Offshore Wind Transmission</i>	E	-	-	1.8	-	-	-	-	-	2.0	-	-	2.0	-	-
<b>SUBTOTAL - Grid Deployment Office</b>		-	-	5.7	-	-	-	-	-	3.1	-	-	2.0	-	-
<b>Legacy Management</b>															
<i>Defense-Related Uranium Mine (DRUM) Program</i>	O	6.6	-	6.6	-	-	-	6.8	-	2.5	-	-	2.8	-	-
<i>Education, Communication, History, and Outreach (ECHO) Program</i>	ET	0.6	-	0.6	-	-	-	0.6	-	0.9	-	-	1.5	-	-

**Annual Budget & Appropriations Detail by Agency**

dollars in millions

Agency & Program	Category	2023 President's Budget Request		2023 Enacted				2024 President's Budget Request		2024 Enacted			2025 President's Budget Request		
		Disc.	Mand.	Disc.	Mand.	Disaster Supp.	Advance Approps. for FY 2024	Disc.	Mand.	Disc.	Mand.	Advance Approps. for FY 2025	Disc.	Mand.	Advance Approps. for FY 2026
<i>Environmental Justice (EJ) Program</i>	J	3.3	-	3.3	-	-	-	4.8	-	7.2	-	-	7.1	-	-
<i>Long Term Surveillance and Maintenance (LTS&amp;M) Program</i>	E	8.5	-	8.5	-	-	-	8.9	-	8.8	-	-	7.3	-	-
<b>SUBTOTAL - Legacy Management</b>		<b>19.0</b>	<b>-</b>	<b>19.0</b>	<b>-</b>	<b>-</b>	<b>-</b>	<b>21.1</b>	<b>-</b>	<b>19.5</b>	<b>-</b>	<b>-</b>	<b>18.7</b>	<b>-</b>	<b>-</b>
National Nuclear Security Administration (NNSA) - Tribal Education Partnership Program (TEPP)	ET	5.0	-	10.0	-	-	-	10.0	-	10.0	-	-	10.0	-	-
Office of Electricity															
<i>Energy Storage</i>	E	-	-	1.6	-	-	-	-	-	-	-	-	-	-	-
<i>Resilient Distribution Systems/Underserved and Indigenous Community Microgrids (UICM)</i>	E	-	-	10.0	-	-	-	-	-	10.0	-	-	-	-	-
<b>SUBTOTAL - Office of Electricity</b>		<b>-</b>	<b>-</b>	<b>11.6</b>	<b>-</b>	<b>-</b>	<b>-</b>	<b>-</b>	<b>-</b>	<b>10.0</b>	<b>-</b>	<b>-</b>	<b>-</b>	<b>-</b>	<b>-</b>
Office of Indian Energy Policy and Programs - Indian Energy Policy and Programs	E	150.0	-	75.0	-	-	-	110.0	-	70.0	-	-	95.0	-	-
State and Community Energy Programs															
<i>Weatherization Assistance Program (WAP) Annual - Enhancement and Innovation (E&amp;I) initiative to support the Red Cloud Renewable project</i>	E	1.5	-	1.5	-	-	-	-	-	-	-	-	-	-	-
<i>Weatherization Assistance Program (WAP) Annual - Northern Arapaho Tribe</i>	E	0.1	-	0.1	-	-	-	0.1	-	0.1	-	-	0.1	-	-
<b>SUBTOTAL - State and Community Energy Programs</b>		<b>1.7</b>	<b>-</b>	<b>1.7</b>	<b>-</b>	<b>-</b>	<b>-</b>	<b>0.1</b>	<b>-</b>	<b>0.1</b>	<b>-</b>	<b>-</b>	<b>0.1</b>	<b>-</b>	<b>-</b>
<b>TOTAL - Department of Energy (DOE)</b>		<b>191.643</b>	<b>145.452</b>	<b>141.074</b>	<b>145.452</b>	<b>-</b>	<b>-</b>	<b>161.390</b>	<b>213.019</b>	<b>132.998</b>	<b>213.019</b>	<b>-</b>	<b>148.769</b>	<b>223.451</b>	<b>-</b>
<b>Department of Health and Human Services (HHS)</b>															
Administration for Children and Families (ACF)															



**Annual Budget & Appropriations Detail by Agency**

dollars in millions

Agency & Program	Category	2023 President's Budget Request		2023 Enacted				2024 President's Budget Request		2024 Enacted			2025 President's Budget Request		
		Disc.	Mand.	Disc.	Mand.	Disaster Supp.	Advance Approps. for FY 2024	Disc.	Mand.	Disc.	Mand.	Advance Approps. for FY 2025	Disc.	Mand.	Advance Approps. for FY 2026
Administration of Native Americans - Native American Programs	O	62.5	-	60.5	-	-	-	87.5	-	60.5	-	-	65.5	-	-
Child Care Programs - Child Care and Development Fund (CCDF)	IS	404.0	100.0	456.0	100.0	-	-	512.0	100.0	500.0	100.0	-	485.0	100.0	-
Child Welfare Services	O	7.3	-	7.6	-	-	-	7.6	-	7.6	-	-	7.6	-	-
Community Services Block Grant	IS	6.7	-	6.8	-	-	-	6.9	-	6.9	-	-	6.9	-	-
Community-Based Child Abuse Prevention	O	0.9	-	0.7	-	-	-	0.9	-	0.7	-	-	5.0	-	-
Family Violence Prevention and Services	H	26.0	-	27.0	-	-	-	27.0	-	27.0	-	-	27.0	-	-
Head Start	ET	324.0	-	348.0	-	-	-	344.0	-	352.0	-	-	368.0	-	-
Low Income Home Energy Assistance Program	IS	45.0	-	45.0	-	22.0	-	46.0	-	46.6	-	-	46.4	-	-
Personal Responsibility Education Program	ET	-	3.3	-	3.4	-	-	-	3.3	-	3.3	-	-	3.4	-
Promoting Safe and Stable Families	ET	2.4	17.3	2.4	9.6	-	-	2.4	16.8	2.8	10.3	-	2.4	16.8	-
Tribal Child Support	IS	-	53.6	-	59.3	-	59.4	-	59.4	-	61.4	82.3	-	82.3	-
Tribal Foster Care	ET	-	7.4	-	7.4	-	-	-	8.1	-	11.4	-	-	15.9	-
Tribal TANF Healthy Marriage / Responsible Fatherhood	O	-	2.0	-	2.0	-	-	-	2.0	-	2.0	-	-	2.0	-
Tribal Temporary Assistance for Needy Families (TANF) Grants	IS	-	208.0	-	208.0	-	-	-	208.0	-	208.0	-	-	208.0	-
Tribal Work Program	IS	-	8.0	-	8.0	-	-	-	8.0	-	8.0	-	-	8.0	-
<b>SUBTOTAL - Administration for Children and Families (ACF)</b>		<b>878.8</b>	<b>399.6</b>	<b>954.0</b>	<b>397.7</b>	<b>22.0</b>	<b>59.4</b>	<b>1,034.3</b>	<b>405.6</b>	<b>1,004.1</b>	<b>404.4</b>	<b>82.3</b>	<b>1,013.8</b>	<b>436.4</b>	<b>-</b>
Administration for Community Living															
Elder Justice - State Adult Protective Services (APS) Grants	J	2.5	-	0.7	-	-	-	2.5	-	0.8	-	-	0.8	-	-
Medicare Improvements for Patients and Providers Act	H	-	-	-	0.6	-	-	-	0.6	-	0.6	-	-	0.6	-

**Annual Budget & Appropriations Detail by Agency**

dollars in millions

Agency & Program	Category	2023 President's Budget Request		2023 Enacted				2024 President's Budget Request		2024 Enacted			2025 President's Budget Request		
		Disc.	Mand.	Disc.	Mand.	Disaster Supp.	Advance Approps. for FY 2024	Disc.	Mand.	Disc.	Mand.	Advance Approps. for FY 2025	Disc.	Mand.	Advance Approps. for FY 2026
<i>Native American Caregiver Supportive Services</i>	H	15.8	-	12.0	-	-	-	15.8	-	12.0	-	-	12.0	-	-
<i>Native American Nutrition and Supportive Services</i>	H	70.2	-	38.3	-	-	-	70.2	-	39.5	-	-	38.3	-	-
<i>Native American Resource Centers</i>	ET	0.7	-	0.7	-	-	-	0.7	-	0.7	-	-	0.7	-	-
<i>Nutrition Services Incentive Program (NSIP)</i>	H	3.9	-	4.0	-	-	-	2.8	-	2.8	-	-	2.0	-	-
<i>Protection and Advocacy</i>	J	0.4	-	0.3	-	-	-	0.3	-	0.2	-	-	0.2	-	-
<i>Voting Access for People with Disabilities</i>	J	-	-	0.1	-	-	-	0.1	-	0.1	-	-	0.1	-	-
<i>SUBTOTAL - Administration for Community Living</i>		93.5	-	56.1	0.6	-	-	92.4	0.6	56.1	0.6	-	54.1	0.6	-
Centers for Disease Control and Prevention	H	88.0	-	88.0	-	-	-	88.0	-	88.0	-	-	88.0	-	-
Centers for Medicare & Medicaid Services (CMS) - Tribal Affairs	H	4.3	-	4.2	0.1	-	-	4.1	0.1	4.4	0.1	-	4.4	0.1	-
General Departmental Management (GDM) - Office of the Assistant Secretary for Health (OASH)	H	12.9	-	17.6	-	-	-	17.8	-	15.0	-	-	15.0	-	-
Health Resources and Services Administration															
<i>Centers of Excellence</i>	ET	7.3	-	5.7	-	-	-	7.3	-	5.7	-	-	5.7	-	-
<i>Comprehensive Care - Part B - II</i>	H	10.8	-	9.6	-	-	-	9.6	-	10.9	-	-	10.9	-	-
<i>Early Intervention Services - Part C - III</i>	H	1.5	-	1.7	-	-	-	1.7	-	1.5	-	-	1.5	-	-
<i>Emergency Relief Grants - Part A - I</i>	H	3.3	-	3.4	-	-	-	3.4	-	4.8	-	-	4.8	-	-
<i>Health Careers Opportunity Program</i>	ET	0.6	-	0.6	-	-	-	0.6	-	0.6	-	-	0.6	-	-
<i>Health Centers</i>	H	112.5	-	84.6	-	-	-	104.8	-	90.0	-	-	121.0	-	-
<i>Healthy Start</i>	H	5.8	-	5.8	-	-	-	7.4	-	5.8	-	-	6.9	-	-
<i>Maternal, Infant and Early Childhood Home Visiting Program</i>	H	-	14.0	-	30.0	-	-	-	31.1	-	33.0	-	-	36.0	-

**Annual Budget & Appropriations Detail by Agency**

*dollars in millions*

Agency & Program	Category	2023 President's Budget Request		2023 Enacted				2024 President's Budget Request		2024 Enacted			2025 President's Budget Request		
		Disc.	Mand.	Disc.	Mand.	Disaster Supp.	Advance Approps. for FY 2024	Disc.	Mand.	Disc.	Mand.	Advance Approps. for FY 2025	Disc.	Mand.	Advance Approps. for FY 2026
<i>National Health Service Corps</i>	H	15.0	-	15.6	-	-	-	15.6	-	16.0	-	-	15.6	-	-
<i>Payment to Hawaii</i>	H	1.9	-	1.9	-	-	-	1.9	-	1.9	-	-	1.9	-	-
<i>Rural Health Outreach Grants</i>	H	1.8	-	1.9	-	-	-	1.9	-	2.0	-	-	1.9	-	-
<b>SUBTOTAL - Health Resources and Services Administration</b>		<b>160.5</b>	<b>14.0</b>	<b>130.8</b>	<b>30.0</b>	<b>-</b>	<b>-</b>	<b>154.2</b>	<b>31.1</b>	<b>139.1</b>	<b>33.0</b>	<b>-</b>	<b>170.7</b>	<b>36.0</b>	<b>-</b>
Indian Health Service (IHS)															
<i>IHS</i>	H	-	9,121.0	6,928.8	-	-	5,129.5	8,079.0	1,321.0	6,961.9	-	5,190.9	7,962.9	-	-
<i>Special Diabetes Program for Indians</i>	H	-	150.0	-	150.0	-	-	-	250.0	-	155.5	-	-	260.0	-
<b>SUBTOTAL - Indian Health Service (IHS)</b>		<b>-</b>	<b>9,271.0</b>	<b>6,928.8</b>	<b>150.0</b>	<b>-</b>	<b>5,129.5</b>	<b>8,079.0</b>	<b>1,571.0</b>	<b>6,961.9</b>	<b>155.5</b>	<b>5,190.9</b>	<b>7,962.9</b>	<b>260.0</b>	<b>-</b>
				<i>NOTE: 2023 Enacted rescinds \$29.4 million in FY 2022 balances from the IHS Services account.</i>						<i>NOTE: 2024 Enacted includes rescissions not reflected here. Sec. 448 rescinds \$90 million from FY 2023 and prior year balances from the IHS Services account. Sec. 447 rescinds \$350 million in IHS funding from ARP Sec. 11001.</i>					
National Institutes of Health - American Indian or Alaska Native (AIAN) research	O	343.7	-	320.8	-	-	-	355.6	-	323.5	-	-	328.8	-	-
Substance use And Mental Health Services Administration (SAMHSA)															
<i>Children's Mental Health Services Program</i>	H	20.0	-	8.0	-	-	-	20.0	-	10.2	-	-	7.3	-	-
<i>Mental Health Block Grant</i>	H	81.0	-	61.0	-	-	-	82.0	-	64.7	-	-	63.0	-	-
<i>Substance Abuse Prevention</i>	H	46.0	-	46.0	-	-	-	46.0	-	45.9	-	-	45.9	-	-
<i>Substance Abuse Prevention and Treatment Block Grant</i>	H	0.9	-	0.9	-	-	-	0.9	-	0.9	-	-	0.9	-	-
<i>Substance Abuse Treatment</i>	H	19.0	-	19.0	-	-	-	25.0	-	19.0	-	-	27.5	-	-
<i>Tribal Opioid Response Grants</i>	H	75.0	-	55.0	-	-	-	75.0	-	63.0	-	-	60.0	-	-
<b>SUBTOTAL - Substance use And Mental Health Services Administration (SAMHSA)</b>		<b>241.9</b>	<b>-</b>	<b>189.9</b>	<b>-</b>	<b>-</b>	<b>-</b>	<b>248.9</b>	<b>-</b>	<b>203.6</b>	<b>-</b>	<b>-</b>	<b>204.5</b>	<b>-</b>	<b>-</b>

**Annual Budget & Appropriations Detail by Agency**

dollars in millions

Agency & Program	Category	2023 President's Budget Request		2023 Enacted				2024 President's Budget Request		2024 Enacted			2025 President's Budget Request		
		Disc.	Mand.	Disc.	Mand.	Disaster Supp.	Advance Approps. for FY 2024	Disc.	Mand.	Disc.	Mand.	Advance Approps. for FY 2025	Disc.	Mand.	Advance Approps. for FY 2026
<b>TOTAL - Department of Health and Human Services (HHS)</b>		1,823.6	9,684.6	8,690.3	578.4	22.0	5,188.9	10,074.3	2,008.4	8,795.7	593.6	5,273.2	9,842.2	733.1	-
<b>Department of Homeland Security (DHS)</b>															
Customs and Border Protection															
<i>CBP-Tribal Law Enforcement Weapons Training Facilities</i>	ET	-	-	-	-	-	-	-	-	4.5	-	-	-	-	-
<i>Tribal Border Roads</i>	O	-	-	5.0	-	-	-	-	-	-	-	-	-	-	-
<i>SUBTOTAL - Customs and Border Protection</i>		-	-	5.0	-	-	-	-	-	4.5	-	-	-	-	-
Departmental Management Operations - Tribal Affairs	O	0.6	-	-	-	-	-	-	-	-	-	-	-	-	-
Federal Emergency Management Agency (FEMA)															
<i>Tribal Homeland Security Grant Program (THSGP)</i>	O	15.0	-	15.0	-	-	-	15.0	-	13.5	-	-	15.0	-	-
<i>SUBTOTAL - Federal Emergency Management Agency (FEMA)</i>		15.0	-	15.0	-	-	-	15.0	-	13.5	-	-	15.0	-	-
Immigration and Customs Enforcement - Shadow Wolves Enhancement	O	-	-	6.5	-	-	-	-	-	4.1	-	-	-	-	-
<b>TOTAL - Department of Homeland Security (DHS)</b>		15.6	-	26.5	-	-	-	15.0	-	22.1	-	-	15.0	-	-
<b>Department of Housing and Urban Development (HUD)</b>															
Indian Community Development Block Grant (CDBG)	HCD	70.0	-	75.0	-	-	-	75.0	-	75.0	-	-	75.0	-	-
Indian Housing Loan Guarantee	HCD	5.5	-	5.5	-	-	-	0.9	-	1.5	-	-	2.0	-	-
Loan Level [Non-Add] - Indian Housing Loan Guarantee	HCD	[1,400.0]	[-]	[1,400.0]	[-]	[-]	[-]	[1,200.0]	[-]	[1,800.0]	[-]	[-]	[1,200.0]	[-]	[-]
Native American Housing Block Grant - Loan Level [Non-Add] - Title VI Loan Guarantee	HCD	[50.0]	[-]	[50.0]	[-]	[-]	[-]	[25.0]	[-]	[50.0]	[-]	[-]	[25.0]	[-]	[-]
Native American Housing Block Grant - Native American Programs	HCD	930.0	-	945.0	-	-	-	978.0	-	1,269.0	-	-	978.0	-	-
Tribal HUD-VA Supportive Housing [Non-Add]	HCD	[5.0]	[-]	[7.5]	[-]	[-]	[-]	[5.0]	[-]	[7.5]	[-]	[-]	[5.0]	[-]	[-]

**Annual Budget & Appropriations Detail by Agency**

dollars in millions

Agency & Program	Category	2023 President's Budget Request		2023 Enacted				2024 President's Budget Request		2024 Enacted			2025 President's Budget Request		
		Disc.	Mand.	Disc.	Mand.	Disaster Supp.	Advance Approps. for FY 2024	Disc.	Mand.	Disc.	Mand.	Advance Approps. for FY 2025	Disc.	Mand.	Advance Approps. for FY 2026
<b>TOTAL - Department of Housing and Urban Development (HUD)</b>		1,005.5	-	1,025.5	-	-	-	1,053.9	-	1,345.5	-	-	1,055.0	-	-
<b>Department of Justice (DOJ)</b>															
Bureau of Prisons - Bureau of Prisons	J	202.0	-	180.0	-	-	-	180.0	-	210.0	-	-	210.0	-	-
Civil Division - Radiation Exposure Compensation Act (RECA)	J	0.2	8.5	0.2	8.5	-	-	0.2	8.5	0.2	8.5	-	0.4	2.1	-
Community Oriented Policing Services															
<i>Tribal Access Program (TAP)</i>	J	6.0	-	4.0	-	-	-	6.0	-	4.0	-	-	6.0	-	-
<i>Tribal Resources Grant Program</i>	J	40.0	-	34.0	-	-	-	40.0	-	34.0	-	-	37.0	-	-
<i>SUBTOTAL - Community Oriented Policing Services</i>		46.0	-	38.0	-	-	-	46.0	-	38.0	-	-	43.0	-	-
Criminal Division - Native American-Related Investigations and Prosecutions	J	1.8	-	2.0	-	-	-	4.7	-	4.5	-	-	4.3	-	-
Environment and Natural Resources Division (ENRD)	NRE	5.3	-	5.3	-	-	-	5.5	-	4.2	-	-	6.8	-	-
Federal Bureau of Investigation	J	84.6	-	78.7	-	-	-	82.9	-	80.2	-	-	82.4	-	-
National Institute of Justice - NIJ Research, Evaluation and Technical Assistance (RETA)	J	-	-	1.0	-	-	-	-	-	-	-	-	-	-	-
Office of Justice Programs															
<i>Tribal Access Program</i>	J	-	-	-	-	-	-	5.0	-	-	-	-	-	-	-
<i>Tribal Assistance</i>	J	50.0	-	60.0	-	-	-	60.0	-	50.0	-	-	60.0	-	-
<i>Tribal Victims Assistance set aside (up to 5%)</i>	J	-	87.5	-	95.0	-	-	-	60.0	-	67.7	-	-	75.0	-
<i>Tribal Youth Program</i>	J	30.0	-	17.0	-	-	-	30.0	-	16.0	-	-	18.0	-	-
<i>SUBTOTAL - Office of Justice Programs</i>		80.0	87.5	77.0	95.0	-	-	95.0	60.0	66.0	67.7	-	78.0	75.0	-
<i>Office of Tribal Justice (OTJ)</i>	J	1.8	-	2.3	-	-	-	3.1	-	2.2	-	-	1.7	-	-
Office on Violence Against Women (OVW) - OVW Native American Programs	J	99.2	-	81.0	-	-	-	104.8	-	81.0	-	-	108.8	-	-
U.S. Attorneys - Indian Country	J	72.5	-	72.5	-	-	-	73.3	-	73.3	-	-	95.2	-	-
<b>TOTAL - Department of Justice (DOJ)</b>		<b>593.4</b>	<b>96.0</b>	<b>538.0</b>	<b>103.5</b>	<b>-</b>	<b>-</b>	<b>595.5</b>	<b>68.5</b>	<b>559.6</b>	<b>76.2</b>	<b>-</b>	<b>630.6</b>	<b>77.1</b>	<b>-</b>

**Annual Budget & Appropriations Detail by Agency**

*dollars in millions*

Agency & Program	Category	2023 President's Budget Request		2023 Enacted				2024 President's Budget Request		2024 Enacted			2025 President's Budget Request		
		Disc.	Mand.	Disc.	Mand.	Disaster Supp.	Advance Approps. for FY 2024	Disc.	Mand.	Disc.	Mand.	Advance Approps. for FY 2025	Disc.	Mand.	Advance Approps. for FY 2026
<b>Department of Labor (DOL)</b>															
Bureau for Employment and Training															
<i>Native American Programs</i>	O	64.0	-	60.0	-	-	-	64.0	-	60.0	-	-	60.0	-	-
<i>Youth Activities Formula Grants</i>	ET	14.0	-	14.0	-	-	-	14.0	-	14.0	-	-	14.0	-	-
<i>SUBTOTAL - Bureau for Employment and Training</i>		78.0	-	74.0	-	-	-	78.0	-	74.0	-	-	74.0	-	-
Bureau of Labor Statistics (BLS) - American Indian Population and Labor Force Report	O	-	-	-	-	-	-	3.0	-	-	-	-	-	-	-
<b>TOTAL - Department of Labor (DOL)</b>		<b>78.0</b>	<b>-</b>	<b>74.0</b>	<b>-</b>	<b>-</b>	<b>-</b>	<b>78.0</b>	<b>-</b>	<b>74.0</b>	<b>-</b>	<b>-</b>	<b>74.0</b>	<b>-</b>	<b>-</b>
<b>Department of the Interior (DOI)</b>															
Bureau of Indian Affairs (BIA)															
<i>Blackfeet Settlement Trust Fund</i>	NRE	-	-	-	-	-	-	-	-	-	-	-	-	-	-
<i>Construction</i>	O	205.7	-	153.3	-	2.5	-	199.8	-	133.8	-	-	154.8	-	-
<i>Contract Support Costs</i>	O	-	409.0	409.0	-	-	-	-	431.4	431.4	-	-	426.2	-	-
<i>Indian Guaranteed Loan Program</i>	O	13.9	-	13.9	-	-	-	15.5	-	13.3	-	-	14.5	-	-
<i>Indian Land Consolidation</i>	O	80.0	-	8.0	-	-	-	30.5	-	4.0	-	-	11.0	-	-
<i>Indian Water Rights Settlements (IWRS) Completion Fund</i>	NRE	-	-	-	-	-	-	-	284.0	-	-	-	-	284.0	-
<i>Land and Water Conservation Fund (LWCF) Land Acquisition</i>	O	-	-	-	-	-	-	12.0	-	-	-	-	-	-	-
<i>Loan Level [Non-Add] - Indian Guaranteed Loan Program</i>	O	[150.2]	[-]	[150.2]	[-]	[-]	[-]	[202.3]	[-]	[185.71]	[-]	[-]	[223.62]	[-]	[-]
<i>Operation of Indian Programs</i>	O	2,082.0	-	1,907.0	-	44.5	-	2,257.6	-	1,898.6	-	-	2,169.4	-	-
<i>Other Permanent Appropriations</i>	O	-	125.1	-	123.1	-	-	-	123.3	-	123.3	-	-	137.5	-
<i>Payments for Tribal Leases</i>	O	-	55.4	55.4	-	-	-	-	82.5	82.5	-	-	120.0	-	-
<i>Selis-Qlispe Ksanka Settlement Trust Fund</i>	NRE	-	90.0	-	108.9	-	-	-	90.0	-	90.0	-	-	90.0	-

**Annual Budget & Appropriations Detail by Agency**

*dollars in millions*

Agency & Program	Category	2023 President's Budget Request		2023 Enacted				2024 President's Budget Request		2024 Enacted			2025 President's Budget Request		
		Disc.	Mand.	Disc.	Mand.	Disaster Supp.	Advance Approps. for FY 2024	Disc.	Mand.	Disc.	Mand.	Advance Approps. for FY 2025	Disc.	Mand.	Advance Approps. for FY 2026
<i>Settlements and Misc. Payments</i>	NRE	0.8	-	0.8	-	-	-	1.0	-	1.0	-	-	45.9	-	-
<i>SUBTOTAL - Bureau of Indian Affairs (BIA)</i>		2,382.4	679.5	2,547.4	232.0	47.0	-	2,516.4	1,011.2	2,564.6	213.3	-	2,941.7	511.5	-
Bureau of Indian Education (BIE)															
<i>Education Construction</i>	ET	420.1	-	267.9	-	90.5	-	416.2	-	234.7	-	-	310.2	-	-
<i>Operation of Indian Education Programs</i>	ET	1,155.6	-	1,133.6	-	-	-	1,194.4	-	1,131.6	-	-	1,210.7	-	-
<i>SUBTOTAL - Bureau of Indian Education (BIE)</i>		1,575.7	-	1,401.4	-	90.5	-	1,610.6	-	1,366.3	-	-	1,520.9	-	-
Bureau of Land Management (BLM)	O	19.9	-	27.0	-	-	-	28.8	-	26.9	-	-	23.3	-	-
Bureau of Ocean Energy Management - Renewable and Conventional Energy Programs	NRE	-	-	-	-	-	-	1.9	-	1.4	-	-	4.0	-	-
Bureau of Reclamation (BOR)	O	170.2	626.8	200.0	626.8	-	-	164.1	475.4	200.5	475.4	-	342.2	185.8	-
Bureau of Trust Funds Administration (BTFA)	O	112.7	249.0	111.3	212.0	-	-	109.1	214.0	100.0	1,800.0	-	111.3	1,874.0	-
DOI Office of Wildland Fire (OWF)	O	260.0	-	230.0	-	-	-	293.0	-	267.4	-	-	273.5	-	-
Fish and Wildlife Service (FWS)	NRE	17.2	-	13.7	-	-	-	21.1	-	13.6	-	-	16.3	-	-
National Park Service (NPS)	O	35.4	-	35.3	-	-	-	49.3	-	36.0	-	-	44.6	-	-
Office of Surface Mining Reclamation and Enforcement (OSMRE)	NRE	2.5	0.8	2.4	0.8	-	-	2.4	0.8	2.3	0.8	-	2.4	0.8	-
Office of the Secretary															
<i>Appraisal and Valuation Services Office - Indian Land Appraisals</i>	HCD	14.3	-	14.3	-	-	-	15.0	-	14.3	-	-	15.3	-	-
<i>Energy Community Revitalization Program (ECRP) Native American Funding</i>	NRE	10.0	-	0.4	-	-	-	5.5	-	0.4	-	-	1.3	-	-
<i>Indian Arts and Crafts Board</i>	J	1.7	-	1.8	-	-	-	2.0	-	1.8	-	-	2.0	-	-
<i>Land and Water Conservation Fund - Tribal Land Acquisition</i>	NRE	-	-	-	-	-	-	-	-	-	-	-	-	8.0	-

**Annual Budget & Appropriations Detail by Agency**

*dollars in millions*

Agency & Program	Category	2023 President's Budget Request		2023 Enacted				2024 President's Budget Request		2024 Enacted			2025 President's Budget Request		
		Disc.	Mand.	Disc.	Mand.	Disaster Supp.	Advance Approps. for FY 2024	Disc.	Mand.	Disc.	Mand.	Advance Approps. for FY 2025	Disc.	Mand.	Advance Approps. for FY 2026
<i>Office of Natural Resources Revenue (ONRR) Native American Funding</i>	E	59.3	-	56.3	-	-	-	63.8	-	55.3	-	-	59.5	-	-
<i>SUBTOTAL - Office of the Secretary</i>		85.3	-	72.8	-	-	-	86.3	-	71.8	-	-	78.1	8.0	-
United States Geological Survey (USGS)	NRE	29.6	-	11.0	-	7.3	-	24.0	-	11.9	-	-	11.9	-	-
<b>TOTAL - Department of the Interior (DOI)</b>		<b>4,691.0</b>	<b>1,556.1</b>	<b>4,652.4</b>	<b>1,071.6</b>	<b>144.8</b>	<b>-</b>	<b>4,907.1</b>	<b>1,701.4</b>	<b>4,662.6</b>	<b>2,489.5</b>	<b>-</b>	<b>5,370.1</b>	<b>2,580.1</b>	<b>-</b>
<b>Department of the Treasury (Treasury)</b>															
Native American Community Development Financial Institutions (CDFI) Fund Assistance Program	HCD	21.5	-	25.0	-	-	-	25.0	-	28.0	-	-	25.0	-	-
Internal Revenue Service (IRS) - IRS Indian Tribal Government Services	O	6.3	-	6.3	-	-	-	7.4	-	7.4	-	-	7.8	-	-
Office of Tribal and Native Affairs	O	-	-	1.0	-	-	-	1.0	-	1.3	-	-	1.3	-	-
<b>TOTAL - Department of the Treasury (Treasury)</b>		<b>27.8</b>	<b>-</b>	<b>32.3</b>	<b>-</b>	<b>-</b>	<b>-</b>	<b>33.4</b>	<b>-</b>	<b>36.7</b>	<b>-</b>	<b>-</b>	<b>34.1</b>	<b>-</b>	<b>-</b>
<b>Department of Transportation (DOT)</b>															
Federal Highway Administration															
<i>Nationally Significant Federal Lands and Tribal Projects Program</i>	T	-	-	40.0	-	-	-	-	-	-	-	-	-	-	-
<i>Tribal Transportation Facility Bridges</i>	T	-	-	-	-	-	-	-	-	-	-	-	-	-	-
<i>Tribal Transportation Program</i>	T	-	-	-	-	-	-	-	-	150.0	-	-	-	-	-
<i>SUBTOTAL - Federal Highway Administration</i>		<b>-</b>	<b>-</b>	<b>40.0</b>	<b>-</b>	<b>-</b>	<b>-</b>	<b>-</b>	<b>-</b>	<b>150.0</b>	<b>-</b>	<b>-</b>	<b>-</b>	<b>-</b>	<b>-</b>
National Highway Traffic Safety Administration (NHTSA) - Highway Safety Programs - Title 23 USC Section 402	T	7.6	-	7.7	-	-	-	7.5	-	7.5	-	-	7.5	-	-



**Annual Budget & Appropriations Detail by Agency**

*dollars in millions*

Agency & Program	Category	2023 President's Budget Request		2023 Enacted				2024 President's Budget Request		2024 Enacted			2025 President's Budget Request		
		Disc.	Mand.	Disc.	Mand.	Disaster Supp.	Advance Approps. for FY 2024	Disc.	Mand.	Disc.	Mand.	Advance Approps. for FY 2025	Disc.	Mand.	Advance Approps. for FY 2026
Pipeline & Hazardous Material Safety Admin - Hazardous Materials Emergency Preparedness (HMEP)	T	1.0	-	1.0	-	-	-	1.0	-	1.0	-	-	1.0	-	-
<b>TOTAL - Department of Transportation (DOT)</b>		<b>8.6</b>	<b>-</b>	<b>48.7</b>	<b>-</b>	<b>-</b>	<b>-</b>	<b>8.5</b>	<b>-</b>	<b>158.5</b>	<b>-</b>	<b>-</b>	<b>8.5</b>	<b>-</b>	<b>-</b>
<b>Department of Veterans Affairs (VA)</b>															
Native American Direct Home Loans - Loan Level [Non-Add] - Native American Veterans Housing Loan Program	HCD	[11.0]	[-]	[8.0]	[-]	[-]	[-]	[18.0]	[-]	[18.0]	[-]	[-]	[18.0]	[-]	[-]
Native American Direct Home Loans - Native American Veterans Housing Loan Program	HCD	1.0	-	1.0	4.0	-	-	3.0	-	3.0	-	-	6.0	-	-
Reimbursement from VA Medical Care to IHS and Tribal Health Programs	H	32.0	-	37.0	-	-	34.0	38.0	-	37.0	-	40.0	38.0	-	42.0
<b>TOTAL - Department of Veterans Affairs (VA)</b>		<b>33.0</b>	<b>-</b>	<b>38.0</b>	<b>4.0</b>	<b>-</b>	<b>34.0</b>	<b>41.0</b>	<b>-</b>	<b>40.0</b>	<b>-</b>	<b>40.0</b>	<b>44.0</b>	<b>-</b>	<b>42.0</b>
<b>Environmental Protection Agency (EPA)</b>															
Air Programs	NRE	34.6	-	22.3	-	-	-	30.0	-	21.9	-	-	30.0	-	-
Chemical Safety and Pollution Prevention (OCSPP)	NRE	3.1	-	3.1	-	-	-	3.1	-	2.7	-	-	3.1	-	-
Enforcement (OECA)	NRE	7.5	-	7.2	-	-	-	7.5	-	7.5	-	-	7.5	-	-
Environmental Justice (OEJECR) - Environmental Justice Government-to-Government (EJG2G) program	NRE	25.0	-	23.0	-	-	-	40.0	-	20.0	-	-	31.5	-	-
General Counsel (OGC)	J	0.7	-	0.8	-	-	-	0.8	-	0.8	-	-	1.0	-	-
Office of Land and Emergency Management (OLEM) Programs	NRE	44.3	-	37.3	-	-	-	43.6	-	14.3	-	-	47.9	-	-
Office of Mission Support (OMS) - Enterprise Network Grants, Tribal Set Aside	NRE	5.7	-	3.5	-	-	-	5.7	-	1.9	-	-	6.3	-	-
Tribal Programs (OITA) - Tribal Programs	NRE	101.1	-	89.4	-	-	-	106.7	-	86.3	-	-	145.1	-	-
Water Programs (OW) (includes State Revolving Funds (SRFs))	NRE	171.0	-	129.5	-	-	-	173.6	-	135.0	-	-	178.5	-	-

**Annual Budget & Appropriations Detail by Agency**

*dollars in millions*

Agency & Program	Category	2023 President's Budget Request		2023 Enacted				2024 President's Budget Request		2024 Enacted			2025 President's Budget Request		
		Disc.	Mand.	Disc.	Mand.	Disaster Supp.	Advance Approps. for FY 2024	Disc.	Mand.	Disc.	Mand.	Advance Approps. for FY 2025	Disc.	Mand.	Advance Approps. for FY 2026
<b>TOTAL - Environmental Protection Agency (EPA)</b>		393.0	-	316.1	-	-	-	411.0	-	290.4	-	-	450.9	-	-
<b>Federal Communications Commission (FCC)</b>															
Universal Service Fund	O	-	418.3	-	418.3	-	-	-	836.1	-	836.1	-	-	786.8	-
<b>TOTAL - Federal Communications Commission (FCC)</b>		-	418.3	-	418.3	-	-	-	836.1	-	836.1	-	-	786.8	-
<b>Federal Permitting Improvement Steering Council (FPISC)</b>															
Tribal Consultation Improvement Programs	O	0.8	-	-	-	-	-	-	-	-	-	-	-	-	-
<b>Gulf Coast Ecosystem Restoration Council (GCERC)</b>															
Tribal Youth Corps	ET	-	-	-	1.0	-	-	-	-	-	-	-	-	-	-
<b>Institute of American Indian and Alaska Native Culture and Arts (IAIA)</b>															
Institute Operations and Education	ET	11.8	-	13.5	-	-	-	14.0	-	13.5	-	-	14.0	-	-
<b>Institute of Museum and Library Services (IMLS)</b>															
Institute of Museum and Library Services	ET	10.0	-	10.0	-	-	-	10.0	-	10.0	-	-	8.0	-	-
<b>Morris K. Udall Foundation (Udall)</b>															
Udall Foundation Native Nations Institute	ET	1.0	-	1.0	-	-	-	1.0	-	1.0	-	-	1.0	-	-
<b>National Aeronautics and Space Administration (NASA)</b>															

**Annual Budget & Appropriations Detail by Agency**  
*dollars in millions*

Agency & Program	Category	2023 President's Budget Request		2023 Enacted				2024 President's Budget Request		2024 Enacted			2025 President's Budget Request		
		Disc.	Mand.	Disc.	Mand.	Disaster Supp.	Advance Approps. for FY 2024	Disc.	Mand.	Disc.	Mand.	Advance Approps. for FY 2025	Disc.	Mand.	Advance Approps. for FY 2026
Active Awards - Minority University Research and Education Project (MUREP) for American Indian and Alaska Native Science, Technology, Engineering and Mathematics (STEM) Engagement (MAIANSE), MUREP Institutional Research Opportunity (MIRO), (OCEAN), MUREP Space Technology Artemis Research (MSTAR), MUREP Inclusion across the Nation of Community of Learners of Underrepresented Discoverers in Engineering and Science(INCLUDES)	ET	2.0	-	2.0	-	-	-	2.0	-	2.0	-	-	2.0	-	-
Science Activation Program	ET	2.9	-	2.9	-	-	-	3.1	-	3.1	-	-	2.8	-	-
<b>TOTAL - National Aeronautics and Space Administration (NASA)</b>		<b>4.9</b>	<b>-</b>	<b>4.9</b>	<b>-</b>	<b>-</b>	<b>-</b>	<b>5.1</b>	<b>-</b>	<b>5.1</b>	<b>-</b>	<b>-</b>	<b>4.8</b>	<b>-</b>	<b>-</b>
<b>National Endowment for the Arts (NEA)</b>															
Promotion of the Arts - Direct Endowment Grants	O	2.0	-	2.0	-	-	-	2.0	-	2.0	-	-	2.0	-	-
<b>National Endowment for the Humanities (NEH)</b>															
Boarding School Research and Oral History Project	O	-	-	4.5	-	-	-	-	-	-	-	-	-	-	-
Humanities Initiatives at Historically Black Colleges and Universities, Hispanic-Serving Institutions, and Tribal Colleges and Universities	ET	-	-	0.2	-	-	-	-	-	0.6	-	-	1.7	-	-
Native Language and Cultural Revitalization Program	O	-	-	-	-	-	-	-	-	-	-	-	1.5	-	-
<b>TOTAL - National Endowment for the Humanities (NEH)</b>		<b>-</b>	<b>-</b>	<b>4.7</b>	<b>-</b>	<b>-</b>	<b>-</b>	<b>-</b>	<b>-</b>	<b>0.6</b>	<b>-</b>	<b>-</b>	<b>3.2</b>	<b>-</b>	<b>-</b>
<b>National Science Foundation (NSF)</b>															
Arctic Social Sciences Program (ASSP)	ET	5.2	-	2.5	-	-	-	2.7	-	2.7	-	-	2.7	-	-

**Annual Budget & Appropriations Detail by Agency**

*dollars in millions*

Agency & Program	Category	2023 President's Budget Request		2023 Enacted				2024 President's Budget Request		2024 Enacted			2025 President's Budget Request		
		Disc.	Mand.	Disc.	Mand.	Disaster Supp.	Advance Approps. for FY 2024	Disc.	Mand.	Disc.	Mand.	Advance Approps. for FY 2025	Disc.	Mand.	Advance Approps. for FY 2026
Tribal Colleges and Universities Program (TCUP)	ET	23.0	-	20.0	-	6.0	-	23.0	-	16.5	-	-	20.9	-	-
<b>TOTAL - National Science Foundation (NSF)</b>		<b>28.2</b>	<b>-</b>	<b>22.5</b>	<b>-</b>	<b>6.0</b>	<b>-</b>	<b>25.7</b>	<b>-</b>	<b>19.2</b>	<b>-</b>	<b>-</b>	<b>23.6</b>	<b>-</b>	<b>-</b>
<b>Nuclear Regulatory Commission (NRC)</b>															
NRC Tribal Liaison Program	NRE	0.8	-	0.8	-	-	-	1.0	-	1.0	-	-	1.2	-	-
<b>Office of Navajo and Hopi Indian Relocation (ONHIR)</b>															
Relocation Activities	O	4.0	-	-	-	-	-	5.1	-	-	-	-	3.5	-	-
<b>Office of Personnel Management (OPM)</b>															
Insurance Program System (TIPS)	H	-	1.9	1.3	-	-	-	-	1.3	1.3	-	-	-	1.7	-
<b>Small Business Administration (SBA)</b>															
Native American Outreach	O	3.0	-	4.0	-	-	-	4.0	-	5.0	-	-	4.0	-	-
Loans															
504 Loans - Small Business Loan Guarantee Program. American Indian (Native American) Borrowers. [Non-Addl]	O	[120.0]	[-]	[40.0]	[-]	[-]	[-]	[120.0]	[-]	[120.0]	[-]	[-]	[120.0]	[-]	[-]
7a Loans - Small Business Loan Guarantee Program. American Indian (Native American) Borrowers. [Non-Addl]	O	[298.0]	[-]	[239.0]	[-]	[-]	[-]	[298.0]	[-]	[298.0]	[-]	[-]	[298.0]	[-]	[-]
<i>SUBTOTAL - Loans</i>		<i>[418.0]</i>	<i>[-]</i>	<i>[279.0]</i>	<i>[-]</i>	<i>[-]</i>	<i>[-]</i>	<i>[418.0]</i>	<i>[-]</i>	<i>[418.0]</i>	<i>[-]</i>	<i>[-]</i>	<i>[418.0]</i>	<i>[-]</i>	<i>[-]</i>
<b>TOTAL - Small Business Administration (SBA)</b>		<b>3.0</b>	<b>-</b>	<b>4.0</b>	<b>-</b>	<b>-</b>	<b>-</b>	<b>4.0</b>	<b>-</b>	<b>5.0</b>	<b>-</b>	<b>-</b>	<b>4.0</b>	<b>-</b>	<b>-</b>
<b>Smithsonian Institution (Smithsonian)</b>															
Smithsonian Institution	O	74.0	-	74.0	-	-	-	76.0	-	75.0	-	-	76.0	-	-
<b>Social Security Administration (SSA)</b>															
Office of Native American Partnerships															
Old-Age, Survivors, and Disability Insurance (OASDI)	IS	-	-	-	-	-	-	-	-	-	-	-	1.0	-	-

**Annual Budget & Appropriations Detail by Agency**

*dollars in millions*

Agency & Program	Category	2023 President's Budget Request		2023 Enacted				2024 President's Budget Request		2024 Enacted			2025 President's Budget Request		
		Disc.	Mand.	Disc.	Mand.	Disaster Supp.	Advance Approps. for FY 2024	Disc.	Mand.	Disc.	Mand.	Advance Approps. for FY 2025	Disc.	Mand.	Advance Approps. for FY 2026
<i>Supplemental Security Income (SSI)</i>	IS	-	-	-	-	-	-	-	-	-	-	-	2.0	-	-
<i>SUBTOTAL - Office of Native American Partnerships</i>		-	-	-	-	-	-	-	-	-	-	-	3.0	-	-
<b>TOTAL - Social Security Administration (SSA)</b>		-	-	-	-	-	-	-	-	-	-	-	<b>3.0</b>	-	-
<b>Tennessee Valley Authority (TVA)</b>															
Native American Site Protection and Reinterment	O	-	2.8	-	2.8	-	-	-	0.8	-	0.5	-	-	3.1	-
<b>TOTAL, all Agencies &amp; Programs</b>		<b>13,193.5</b>	<b>17,627.1</b>	<b>19,445.5</b>	<b>8,250.3</b>	<b>186.1</b>	<b>5,570.7</b>	<b>20,142.7</b>	<b>8,367.2</b>	<b>20,167.3</b>	<b>11,741.1</b>	<b>5,634.8</b>	<b>22,019.6</b>	<b>12,168.1</b>	<b>363.6</b>

**Annual Budget & Appropriations Detail by Category**

*dollars in millions*

Agency & Program	2023 President's Budget Request		2023 Enacted				2024 President's Budget Request		2024 Enacted			2025 President's Budget Request		
	Disc.	Mand.	Disc.	Mand.	Disaster Supp.	Advance Approps. for FY 2024	Disc.	Mand.	Disc.	Mand.	Advance Approps. for FY 2025	Disc.	Mand.	Advance Approps. for FY 2026
<b>Agriculture Category</b>														
<b>Department of Agriculture (USDA)</b>														
All Other USDA - Animal and Plant Health Inspection Service (APHIS)	4.4	1.1	3.3	0.8	-	-	3.4	0.8	5.3	0.8	-	4.5	0.8	-
Farm Service Agency (FSA)														
<i>Commodity Credit Corporation (CCC)</i>														
<i>Drouagt</i>	-	-	-	-	-	-	-	-	-	-	-	40.0	-	-
<i>Conservation Reserve Enhancement Program (CREP)</i>	-	-	-	-	-	-	-	-	0.5	-	-	0.5	-	-
<i>Native American Loans - Loan Level [Non-Add] - Indian Land Acquisition and Indian Highly Fractionated Land</i>	[25.0]	[-]	[25.0]	[-]	[-]	[-]	[25.0]	[-]	[25.0]	[-]	[-]	[20.0]	[-]	[-]
Foreign Agricultural Service - Inter-Tribal Agriculture Council	-	1.0	-	1.0	-	-	-	1.0	-	1.0	-	-	1.0	-
National Institute of Food and Agriculture														
<i>1994 Research Program</i>	4.5	-	5.0	-	-	-	5.0	-	5.0	-	-	5.0	-	-
<i>Ext. Services at the 1994 Institutions</i>	19.0	-	11.0	-	-	-	21.0	-	11.0	-	-	21.0	-	-
<i>Federally Recognized Tribes Extension Program</i>	7.7	-	4.3	-	-	-	7.7	-	4.0	-	-	7.7	-	-
<i>Higher Ed Payments to the 1994 (Native American Institutions)</i>	15.0	-	7.0	-	-	-	15.0	-	7.0	-	-	15.0	-	-

**Annual Budget & Appropriations Detail by Category**

*dollars in millions*

Agency & Program	2023 President's Budget Request		2023 Enacted				2024 President's Budget Request		2024 Enacted			2025 President's Budget Request		
	Disc.	Mand.	Disc.	Mand.	Disaster Supp.	Advance Approps. for FY 2024	Disc.	Mand.	Disc.	Mand.	Advance Approps. for FY 2025	Disc.	Mand.	Advance Approps. for FY 2026
<i>Higher Ed- Interest Earned for Native American Endowment Fund (Tribal Collee)</i>	5.2	-	4.5	-	-	-	5.2	-	5.4	-	-	5.2	-	-
<i>Study on Tribal and Alaska Native Communities</i>	-	-	-	-	-	-	1.5	-	-	-	-	-	-	-
<i>Tribal Colleges Endowment Fund (Native American Endowment Fund) [Non-Add]</i>	[11.9]	[-]	[11.9]	[-]	[-]	[-]	[11.9]	[-]	[11.9]	[-]	[-]	[11.9]	[-]	[-]
Rural Development														
<i>Community Facilities Tribal College Initiative Grants</i>	10.0	-	10.0	-	-	-	10.0	-	8.0	-	-	10.0	-	-
<i>Intermediary Relending Program – Tribal Set-aside</i>	0.3	-	0.6	-	-	-	1.2	-	0.6	-	-	0.6	-	-
<i>ReConnect Grants</i>	132.0	-	28.7	-	-	-	66.5	-	66.5	-	-	33.5	-	-
<i>Rural Alaska Village Grants</i>	26.0	-	18.0	-	-	-	26.0	-	16.0	-	-	18.0	-	-
<i>Rural Business Development Grants – Tribal Set-aside</i>	4.0	-	4.0	-	-	-	4.0	-	4.5	-	-	4.5	-	-
<i>Sec. 502 Direct Native American Relending Program</i>	6.9	-	2.5	-	-	-	5.5	-	2.3	-	-	3.7	-	-
<i>Sec. 502 Direct Single Family Housing Loans</i>	0.8	-	0.8	-	-	-	3.3	-	1.0	-	-	3.3	-	-
<i>Sec. 504 Housing Repair Grants</i>	0.5	-	0.4	-	0.7	-	0.5	-	0.9	-	-	0.9	-	-
<i>Sec. 504 Housing Repair Loans</i>	0.5	-	0.2	-	-	-	0.9	-	0.5	-	-	0.9	-	-

**Annual Budget & Appropriations Detail by Category**

*dollars in millions*

Agency & Program	2023 President's Budget Request		2023 Enacted				2024 President's Budget Request		2024 Enacted			2025 President's Budget Request		
	Disc.	Mand.	Disc.	Mand.	Disaster Supp.	Advance Approps. for FY 2024	Disc.	Mand.	Disc.	Mand.	Advance Approps. for FY 2025	Disc.	Mand.	Advance Approps. for FY 2026
<i>Water and Waste Disposal Tribal Grants</i>	36.0	-	26.0	-	-	-	30.0	-	22.0	-	-	24.0	-	-
<b>SUBTOTAL - Department of Agriculture (USDA)</b>	<b>272.8</b>	<b>2.1</b>	<b>126.3</b>	<b>1.8</b>	<b>0.7</b>	<b>-</b>	<b>206.7</b>	<b>1.8</b>	<b>160.5</b>	<b>1.8</b>	<b>-</b>	<b>198.3</b>	<b>1.8</b>	<b>-</b>
<b>TOTAL - Agriculture Category</b>	<b>272.8</b>	<b>2.1</b>	<b>126.3</b>	<b>1.8</b>	<b>0.7</b>	<b>-</b>	<b>206.7</b>	<b>1.8</b>	<b>160.5</b>	<b>1.8</b>	<b>-</b>	<b>198.3</b>	<b>1.8</b>	<b>-</b>
<b>Education and training Category</b>														
<b>Department of Agriculture (USDA)</b>														
Forest Service														
<i>National Partnership Office</i>	-	-	5.1	-	-	-	5.1	-	-	4.7	-	-	4.7	-
National Institute of Food and Agriculture														
<i>Alaska Native Serving and Native Hawaiian-serving Institutions Education Grants</i>	3.2	-	5.0	-	-	-	5.0	-	5.0	-	-	5.0	-	-
<i>New Beginning for the Tribal Students</i>	5.0	-	5.0	-	-	-	5.0	-	5.0	-	-	5.0	-	-
<b>SUBTOTAL - Department of Agriculture (USDA)</b>	<b>8.2</b>	<b>-</b>	<b>15.1</b>	<b>-</b>	<b>-</b>	<b>-</b>	<b>15.1</b>	<b>-</b>	<b>10.0</b>	<b>4.7</b>	<b>-</b>	<b>10.0</b>	<b>4.7</b>	<b>-</b>
<b>Department of Education (ED)</b>														
Grants to Support Native Language Resource centers	-	-	3.4	-	-	-	3.0	-	1.3	-	-	2.4	-	-
Direct Support														
<i>Impact Aid - Basic Support</i>	784.6	-	826.9	-	-	-	826.9	-	819.6	-	-	810.3	-	-
<i>Indian Education (Local Education Agencies (LEA) grants)</i>	110.4	-	110.4	-	-	-	117.4	-	110.4	-	-	110.4	-	-
<i>Other</i>	266.0	59.8	244.7	56.8	-	-	284.6	61.7	246.9	60.9	-	259.3	64.1	-
<i>Special Education Grants to States</i>	102.9	-	106.4	-	-	-	106.5	-	106.5	-	-	107.9	-	-



**Annual Budget & Appropriations Detail by Category**

*dollars in millions*

Agency & Program	2023 President's Budget Request		2023 Enacted				2024 President's Budget Request		2024 Enacted			2025 President's Budget Request		
	Disc.	Mand.	Disc.	Mand.	Disaster Supp.	Advance Approps. for FY 2024	Disc.	Mand.	Disc.	Mand.	Advance Approps. for FY 2025	Disc.	Mand.	Advance Approps. for FY 2026
<i>Title I -LEA Grants</i>	143.0	112.0	52.8	-	-	75.9	143.0	-	148.2	-	75.9	130.0	-	75.9
Indirect Support														
<i>Other</i>	1,605.7	2,199.9	1,506.9	2,534.8	-	9.3	1.9	2.6	1,576.1	4,253.2	9.3	1,727.2	4,328.5	9.3
<i>Special Education Grants to States</i>	200.6	-	159.4	-	-	102.8	157.0	-	60.6	-	99.2	155.2	-	99.2
<i>Title I - LEA Grants</i>	302.6	235.7	111.1	-	-	159.8	302.6	-	233.0	-	137.2	235.2	-	137.2
Tribal Colleges and Universities														
<i>Strengthening Tribally Controlled Colleges and Universities</i>	53.1	28.3	51.5	28.3	-	-	53.1	28.3	51.8	28.3	-	56.4	30.0	-
<i>Tribally Controlled Postsecondary Career and Technical Institutions</i>	10.6	-	12.0	-	-	-	12.0	-	12.0	-	-	12.0	-	-
<b>SUBTOTAL - Department of Education (ED)</b>	<b>3,579.6</b>	<b>2,635.7</b>	<b>3,185.4</b>	<b>2,619.9</b>	<b>-</b>	<b>347.8</b>	<b>2,007.8</b>	<b>92.5</b>	<b>3,366.3</b>	<b>4,342.3</b>	<b>321.6</b>	<b>3,606.2</b>	<b>4,422.6</b>	<b>321.6</b>
<b>Department of Energy (DOE)</b>														
Bonneville Power Administration														
<i>American Indian Science and Engineering Society (AISES) Internships</i>	-	0.1	-	0.1	-	-	-	0.1	-	0.1	-	-	0.1	-
<i>Tribal Affairs Education Grants</i>	-	0.1	-	0.1	-	-	-	0.1	-	0.1	-	-	0.1	-
Legacy Management														
<i>Education, Communication, History, and Outreach (ECHO) Program</i>	0.6	-	0.6	-	-	-	0.6	-	0.9	-	-	1.5	-	-

**Annual Budget & Appropriations Detail by Category**

*dollars in millions*

Agency & Program	2023 President's Budget Request		2023 Enacted				2024 President's Budget Request		2024 Enacted			2025 President's Budget Request		
	Disc.	Mand.	Disc.	Mand.	Disaster Supp.	Advance Approps. for FY 2024	Disc.	Mand.	Disc.	Mand.	Advance Approps. for FY 2025	Disc.	Mand.	Advance Approps. for FY 2026
National Nuclear Security Administration (NNSA) - Tribal Education Partnership Program (TEPP)	5.0	-	10.0	-	-	-	10.0	-	10.0	-	-	10.0	-	-
<i>SUBTOTAL - Department of Energy (DOE)</i>	5.6	0.2	10.6	0.2	-	-	10.6	0.2	10.9	0.2	-	11.5	0.2	-
<b>Department of Health and Human Services (HHS)</b>														
Administration for Children and Families (ACF)														
<i>Head Start</i>	324.0	-	348.0	-	-	-	344.0	-	352.0	-	-	368.0	-	-
<i>Personal Responsibility Education Program</i>	-	3.3	-	3.4	-	-	-	3.3	-	3.3	-	-	3.4	-
<i>Promoting Safe and Stable Families</i>	2.4	17.3	2.4	9.6	-	-	2.4	16.8	2.8	10.3	-	2.4	16.8	-
<i>Tribal Foster Care</i>	-	7.4	-	7.4	-	-	-	8.1	-	11.4	-	-	15.9	-
Administration for Community Living														
<i>Native American Resource Centers</i>	0.7	-	0.7	-	-	-	0.7	-	0.7	-	-	0.7	-	-
Health Resources and Services Administration														
<i>Centers of Excellence</i>	7.3	-	5.7	-	-	-	7.3	-	5.7	-	-	5.7	-	-
<i>Health Careers Opportunity Program</i>	0.6	-	0.6	-	-	-	0.6	-	0.6	-	-	0.6	-	-
<i>SUBTOTAL - Department of Health and Human Services (HHS)</i>	335.0	28.0	357.4	20.4	-	-	355.0	28.2	361.8	25.0	-	377.4	36.1	-
<b>Department of Homeland Security (DHS)</b>														
Customs and Border Protection														

**Annual Budget & Appropriations Detail by Category**

*dollars in millions*

Agency & Program	2023 President's Budget Request		2023 Enacted				2024 President's Budget Request		2024 Enacted			2025 President's Budget Request		
	Disc.	Mand.	Disc.	Mand.	Disaster Supp.	Advance Approps. for FY 2024	Disc.	Mand.	Disc.	Mand.	Advance Approps. for FY 2025	Disc.	Mand.	Advance Approps. for FY 2026
<i>CBP-Tribal Law Enforcement Weapons Training Facilities</i>	-	-	-	-	-	-	-	-	4.5	-	-	-	-	-
<b>Department of Labor (DOL)</b>														
Bureau for Employment and Training														
<i>Youth Activities Formula Grants</i>	14.0	-	14.0	-	-	-	14.0	-	14.0	-	-	14.0	-	-
<b>Department of the Interior (DOI)</b>														
Bureau of Indian Education (BIE)														
<i>Education Construction</i>	420.1	-	267.9	-	90.5	-	416.2	-	234.7	-	-	310.2	-	-
<i>Operation of Indian Education Programs</i>	1,155.6	-	1,133.6	-	-	-	1,194.4	-	1,131.6	-	-	1,210.7	-	-
<i>SUBTOTAL - Department of the Interior (DOI)</i>	1,575.7	-	1,401.4	-	90.5	-	1,610.6	-	1,366.3	-	-	1,520.9	-	-
<b>Gulf Coast Ecosystem Restoration Council (GCERC)</b>														
Tribal Youth Corps	-	-	-	1.0	-	-	-	-	-	-	-	-	-	-
<b>Institute of American Indian and Alaska Native Culture and Arts (IAIA)</b>														
Institute Operations and Education	11.8	-	13.5	-	-	-	14.0	-	13.5	-	-	14.0	-	-
<b>Institute of Museum and Library Services (IMLS)</b>														
Institute of Museum and Library Services	10.0	-	10.0	-	-	-	10.0	-	10.0	-	-	8.0	-	-
<b>National Aeronautics and Space Administration (NASA)</b>														

**Annual Budget & Appropriations Detail by Category**

*dollars in millions*

Agency & Program	2023 President's Budget Request		2023 Enacted				2024 President's Budget Request		2024 Enacted			2025 President's Budget Request		
	Disc.	Mand.	Disc.	Mand.	Disaster Supp.	Advance Approps. for FY 2024	Disc.	Mand.	Disc.	Mand.	Advance Approps. for FY 2025	Disc.	Mand.	Advance Approps. for FY 2026
Active Awards - Minority University Research and Education Project (MUREP) for American Indian and Alaska Native Science, Technology, Engineering and Mathematics (STEM) Engagement (MAIANSE), MUREP Institutional Research Opportunity (MIRO), (OCEAN), MUREP Space Technology Artemis Research (MSTAR), MUREP Inclusion across the Nation of Community of Learners of Underrepresented Discoverers in Engineering and Science(INCLUDES)	2.0	-	2.0	-	-	-	2.0	-	2.0	-	-	2.0	-	-
Science Activation Program	2.9	-	2.9	-	-	-	3.1	-	3.1	-	-	2.8	-	-
<i>SUBTOTAL - National Aeronautics and Space Administration (NASA)</i>	<i>4.9</i>	<i>-</i>	<i>4.9</i>	<i>-</i>	<i>-</i>	<i>-</i>	<i>5.1</i>	<i>-</i>	<i>5.1</i>	<i>-</i>	<i>-</i>	<i>4.8</i>	<i>-</i>	<i>-</i>
<b>Morris K. Udall Foundation (Udall)</b>														
Udall Foundation Native Nations Institute	1.0	-	1.0	-	-	-	1.0	-	1.0	-	-	1.0	-	-
<b>National Endowment for the Humanities (NEH)</b>														

**Annual Budget & Appropriations Detail by Category**

*dollars in millions*

Agency & Program	2023 President's Budget Request		2023 Enacted				2024 President's Budget Request		2024 Enacted			2025 President's Budget Request		
	Disc.	Mand.	Disc.	Mand.	Disaster Supp.	Advance Approps. for FY 2024	Disc.	Mand.	Disc.	Mand.	Advance Approps. for FY 2025	Disc.	Mand.	Advance Approps. for FY 2026
Humanities Initiatives at Historically Black Colleges and Universities, Hispanic-Serving Institutions, and Tribal Colleges and Universities	-	-	0.2	-	-	-	-	-	0.6	-	-	1.7	-	-
<b>National Science Foundation (NSF)</b>														
Arctic Social Sciences Program (ASSP)	5.2	-	2.5	-	-	-	2.7	-	2.7	-	-	2.7	-	-
<b>Nuclear Regulatory Commission (NRC)</b>														
Tribal Colleges and Universities Program (TCUP)	23.0	-	20.0	-	6.0	-	23.0	-	16.5	-	-	20.9	-	-
<b>TOTAL - Education and training Category</b>	<b>5,574.0</b>	<b>2,663.9</b>	<b>5,036.1</b>	<b>2,641.5</b>	<b>96.5</b>	<b>347.8</b>	<b>4,069.0</b>	<b>120.9</b>	<b>5,183.2</b>	<b>4,372.2</b>	<b>321.6</b>	<b>5,593.2</b>	<b>4,463.6</b>	<b>321.6</b>
<b>Energy Category</b>														
<b>Department of Agriculture (USDA)</b>														
Office of the Secretary - Office of Tribal Relations	6.5	-	5.2	-	-	-	6.5	-	5.2	-	-	6.6	-	-
<b>Department of Energy (DOE)</b>														
Nuclear Energy	1.2	-	1.2	-	-	-	1.2	-	1.2	-	-	1.2	-	-
Tribal Energy Loan Guarantee Program (TELGP) - Administration	1.9	-	4.0	-	-	-	6.3	-	6.3	-	-	6.3	-	-
Bonneville Power Administration														
<i>Energy Efficiency</i>	-	0.6	-	0.6	-	-	-	0.6	-	0.6	-	-	0.6	-
Grid Deployment Office														
<i>PNW Regional Energy Needs Planning</i>	-	-	3.9	-	-	-	-	-	1.1	-	-	-	-	-

**Annual Budget & Appropriations Detail by Category**

*dollars in millions*

Agency & Program	2023 President's Budget Request		2023 Enacted				2024 President's Budget Request		2024 Enacted			2025 President's Budget Request		
	Disc.	Mand.	Disc.	Mand.	Disaster Supp.	Advance Approps. for FY 2024	Disc.	Mand.	Disc.	Mand.	Advance Approps. for FY 2025	Disc.	Mand.	Advance Approps. for FY 2026
<i>Tribal Nation Technical Assistance Program for Offshore Wind Transmission</i>	-	-	1.8	-	-	-	-	-	2.0	-	-	2.0	-	-
Legacy Management														
<i>Long Term Surveillance and Maintenance (LTS&amp;M) Program</i>	8.5	-	8.5	-	-	-	8.9	-	8.8	-	-	7.3	-	-
Office of Electricity														
<i>Energy Storage</i>	-	-	1.6	-	-	-	-	-	-	-	-	-	-	-
<i>Resilient Distribution Systems/Underserved and Indigenous Community Microgrids (IICM)</i>	-	-	10.0	-	-	-	-	-	10.0	-	-	-	-	-
Office of Indian Energy Policy and Programs - Indian Energy Policy and Programs	150.0	-	75.0	-	-	-	110.0	-	70.0	-	-	95.0	-	-
State and Community Energy Programs														
<i>Weatherization Assistance Program (WAP) Annual - Enhancement and Innovation (E&amp;I) initiative to support the Red Cloud Renewable project</i>	1.5	-	1.5	-	-	-	-	-	-	-	-	-	-	-
<i>Weatherization Assistance Program (WAP) Annual - Northern Arapaho Tribe</i>	0.1	-	0.1	-	-	-	0.1	-	0.1	-	-	0.1	-	-

**Annual Budget & Appropriations Detail by Category**

*dollars in millions*

Agency & Program	2023 President's Budget Request		2023 Enacted				2024 President's Budget Request		2024 Enacted			2025 President's Budget Request		
	Disc.	Mand.	Disc.	Mand.	Disaster Supp.	Advance Approps. for FY 2024	Disc.	Mand.	Disc.	Mand.	Advance Approps. for FY 2025	Disc.	Mand.	Advance Approps. for FY 2026
<i>SUBTOTAL - Department of Energy (DOE)</i>	163.2	0.6	107.7	0.6	-	-	126.5	0.6	99.6	0.6	-	111.9	0.6	-
<b>Department of the Interior (DOI)</b>														
Office of the Secretary <i>Office of Natural Resources Revenue (ONRR) Native American Funding</i>	59.3	-	56.3	-	-	-	63.8	-	55.3	-	-	59.5	-	-
<b>TOTAL - Energy</b>	<b>229.0</b>	<b>0.6</b>	<b>169.1</b>	<b>0.6</b>	<b>-</b>	<b>-</b>	<b>196.9</b>	<b>0.6</b>	<b>160.1</b>	<b>0.6</b>	<b>-</b>	<b>178.0</b>	<b>0.6</b>	<b>-</b>
<b>Health Category</b>														
<b>Department of Health and Human Services (HHS)</b>														
Administration for Children and Families (ACF)														
<i>Family Violence Prevention and Services</i>	26.0	-	27.0	-	-	-	27.0	-	27.0	-	-	27.0	-	-
<i>Medicare Improvements for Patients and Providers Act</i>	-	-	-	0.6	-	-	-	0.6	-	0.6	-	-	0.6	-
<i>Native American Caregiver Supportive Services</i>	15.8	-	12.0	-	-	-	15.8	-	12.0	-	-	12.0	-	-
<i>Native American Nutrition and Supportive Services</i>	70.2	-	38.3	-	-	-	70.2	-	39.5	-	-	38.3	-	-
<i>Nutrition Services Incentive Program (NSIP)</i>	3.9	-	4.0	-	-	-	2.8	-	2.8	-	-	2.0	-	-
Centers for Disease Control and Prevention	88.0	-	88.0	-	-	-	88.0	-	88.0	-	-	88.0	-	-

**Annual Budget & Appropriations Detail by Category**

*dollars in millions*

Agency & Program	2023 President's Budget Request		2023 Enacted				2024 President's Budget Request		2024 Enacted			2025 President's Budget Request		
	Disc.	Mand.	Disc.	Mand.	Disaster Supp.	Advance Approps. for FY 2024	Disc.	Mand.	Disc.	Mand.	Advance Approps. for FY 2025	Disc.	Mand.	Advance Approps. for FY 2026
Centers for Medicare & Medicaid Services (CMS) - Tribal Affairs	4.3	-	4.2	0.1	-	-	4.1	0.1	4.4	0.1	-	4.4	0.1	-
General Departmental Management (GDM) - Office of the Assistant Secretary for Health (OASH)	12.9	-	17.6	-	-	-	17.8	-	15.0	-	-	15.0	-	-
Health Resources and Services Administration														
<i>Comprehensive Care - Part B - II</i>	10.8	-	9.6	-	-	-	9.6	-	10.9	-	-	10.9	-	-
<i>Early Intervention Services - Part C - III</i>	1.5	-	1.7	-	-	-	1.7	-	1.5	-	-	1.5	-	-
<i>Emergency Relief Grants - Part A - I</i>	3.3	-	3.4	-	-	-	3.4	-	4.8	-	-	4.8	-	-
<i>Health Centers</i>	112.5	-	84.6	-	-	-	104.8	-	90.0	-	-	121.0	-	-
<i>Healthy Start</i>	5.8	-	5.8	-	-	-	7.4	-	5.8	-	-	6.9	-	-
<i>Maternal, Infant and Early Childhood Home Visiting Program</i>	-	14.0	-	30.0	-	-	-	31.1	-	33.0	-	-	36.0	-
<i>National Health Service Corps</i>	15.0	-	15.6	-	-	-	15.6	-	16.0	-	-	15.6	-	-
<i>Payment to Hawaii</i>	1.9	-	1.9	-	-	-	1.9	-	1.9	-	-	1.9	-	-
<i>Rural Health Outreach Grants</i>	1.8	-	1.9	-	-	-	1.9	-	2.0	-	-	1.9	-	-
Indian Health Service (IHS)														
<i>IHS</i>	-	9,121.0	6,928.8	-	-	5,129.5	8,079.0	1,321.0	6,961.9	-	5,190.9	7,962.9	-	-
<i>Special Diabetes Program for Indians</i>	-	150.0	-	150.0	-	-	-	250.0	-	155.5	-	-	260.0	-



**Annual Budget & Appropriations Detail by Category**

dollars in millions

Agency & Program	2023 President's Budget Request		2023 Enacted				2024 President's Budget Request		2024 Enacted			2025 President's Budget Request		
	Disc.	Mand.	Disc.	Mand.	Disaster Supp.	Advance Approps. for FY 2024	Disc.	Mand.	Disc.	Mand.	Advance Approps. for FY 2025	Disc.	Mand.	Advance Approps. for FY 2026
Notes on IHS Funding:			NOTE: 2023 Enacted rescinds \$29.4 million in FY 2022 balances from the IHS Services account.						NOTE: 2024 Enacted includes rescissions not reflected here. Sec. 448 rescinds \$90 million from FY 2023 and prior year balances from the IHS Services account. Sec. 447 rescinds \$350 million in IHS funding from ARP Sec. 11001.					
Substance use And Mental Health Services Administration (SAMHSA)														
<i>Children's Mental Health Services Program</i>	20.0	-	8.0	-	-	-	20.0	-	10.2	-	-	7.3	-	-
<i>Mental Health Block Grant</i>	81.0	-	61.0	-	-	-	82.0	-	64.7	-	-	63.0	-	-
<i>Substance Abuse Prevention</i>	46.0	-	46.0	-	-	-	46.0	-	45.9	-	-	45.9	-	-
<i>Substance Abuse Prevention and Treatment Block Grant</i>	0.9	-	0.9	-	-	-	0.9	-	0.9	-	-	0.9	-	-
<i>Substance Abuse Treatment</i>	19.0	-	19.0	-	-	-	25.0	-	19.0	-	-	27.5	-	-
<i>Tribal Opioid Response Grants</i>	75.0	-	55.0	-	-	-	75.0	-	63.0	-	-	60.0	-	-
<b>SUBTOTAL - Department of Health and Human Services (HHS)</b>	<b>615.5</b>	<b>9,285.0</b>	<b>7,434.3</b>	<b>180.7</b>	<b>-</b>	<b>5,129.5</b>	<b>8,699.8</b>	<b>1,602.8</b>	<b>7,487.0</b>	<b>189.2</b>	<b>5,190.9</b>	<b>8,518.5</b>	<b>296.7</b>	<b>-</b>
<b>Department of Veterans Affairs (VA)</b>														
Reimbursement from VA Medical Care to IHS and Tribal Health Programs	32.0	-	37.0	-	-	34.0	38.0	-	37.0	-	40.0	38.0	-	42.0
<b>Small Business Administration (SBA)</b>														

**Annual Budget & Appropriations Detail by Category**

*dollars in millions*

Agency & Program	2023 President's Budget Request		2023 Enacted				2024 President's Budget Request		2024 Enacted			2025 President's Budget Request		
	Disc.	Mand.	Disc.	Mand.	Disaster Supp.	Advance Approps. for FY 2024	Disc.	Mand.	Disc.	Mand.	Advance Approps. for FY 2025	Disc.	Mand.	Advance Approps. for FY 2026
Insurance Program System (TIPS)	-	1.9	1.3	-	-	-	-	1.3	1.3	-	-	-	1.7	-
<b>TOTAL - Health Category</b>	647.5	9,286.9	7,472.6	180.7	-	5,163.5	8,737.8	1,604.1	7,525.3	189.2	5,230.9	8,556.5	298.4	42.0
<b>Housing and community development Category</b>														
<b>Alyce Spotted Bear and Walter Soboleff Commission on Native Children (CNC)</b>														
Study of programs that serve Tribal children	-	-	0.6	-	-	-	-	-	-	-	-	-	-	-
<b>Department of Housing and Urban Development (HUD)</b>														
Indian Community Development Block Grant (CDBG)	70.0	-	75.0	-	-	-	75.0	-	75.0	-	-	75.0	-	-
Indian Housing Loan Guarantee	5.5	-	5.5	-	-	-	0.9	-	1.5	-	-	2.0	-	-
Loan Level [Non-Add] - Indian Housing Loan Guarantee	[1,400.0]	[-]	[1,400.0]	[-]	[-]	[-]	[1,200.0]	[-]	[1,800.0]	[-]	[-]	[1,200.0]	[-]	[-]
Native American Housing Block Grant - Loan Level [Non-Add] - Title VI Loan Guarantee	[50.0]	[-]	[50.0]	[-]	[-]	[-]	[25.0]	[-]	[50.0]	[-]	[-]	[25.0]	[-]	[-]
Native American Housing Block Grant - Native American Programs	930.0	-	945.0	-	-	-	978.0	-	1,269.0	-	-	978.0	-	-
Tribal HUD-VA Supportive Housing [Non-Add]	[5.0]	[-]	[7.5]	[-]	[-]	[-]	[5.0]	[-]	[7.5]	[-]	[-]	[5.0]	[-]	[-]
<b>SUBTOTAL - Department of Housing and Urban Development (HUD)</b>	1,005.5	-	1,025.5	-	-	-	1,053.9	-	1,345.5	-	-	1,055.0	-	-
<b>Department of the Interior (DOI)</b>														

**Annual Budget & Appropriations Detail by Category**

dollars in millions

Agency & Program	2023 President's Budget Request		2023 Enacted				2024 President's Budget Request		2024 Enacted			2025 President's Budget Request		
	Disc.	Mand.	Disc.	Mand.	Disaster Supp.	Advance Approps. for FY 2024	Disc.	Mand.	Disc.	Mand.	Advance Approps. for FY 2025	Disc.	Mand.	Advance Approps. for FY 2026
Office of the Secretary														
<i>Appraisal and Valuation Services Office - Indian Land Appraisals</i>	14.3	-	14.3	-	-	-	15.0	-	14.3	-	-	15.3	-	-
<b>Department of the Treasury (Treasury)</b>														
Native American Community Development Financial Institutions (CDFI) Fund Assistance Program	21.5	-	25.0	-	-	-	25.0	-	28.0	-	-	25.0	-	-
<b>Department of Veterans Affairs (VA)</b>														
Native American Direct Home Loans - Loan Level [Non-Add] - Native American Veterans Housing Loan Program	[11.0]	[-]	[8.0]	[-]	[-]	[-]	[18.0]	[-]	[18.0]	[-]	[-]	[18.0]	[-]	[-]
Native American Direct Home Loans - Native American Veterans Housing Loan Program	1.0	-	1.0	4.0	-	-	3.0	-	3.0	-	-	6.0	-	-
<i>SUBTOTAL - Department of Veterans Affairs (VA)</i>	1.0	-	1.0	4.0	-	-	3.0	-	3.0	-	-	6.0	-	-
<b>TOTAL - Housing and community development Category</b>	1,042.3	-	1,066.4	4.0	-	-	1,096.9	-	1,390.8	-	-	1,101.3	-	-
<b>Income Support</b>														
<b>Department of Health and Human Services (HHS)</b>														
Administration for Children and Families (ACF)														

**Annual Budget & Appropriations Detail by Category**

dollars in millions

Agency & Program	2023 President's Budget Request		2023 Enacted				2024 President's Budget Request		2024 Enacted			2025 President's Budget Request		
	Disc.	Mand.	Disc.	Mand.	Disaster Supp.	Advance Approps. for FY 2024	Disc.	Mand.	Disc.	Mand.	Advance Approps. for FY 2025	Disc.	Mand.	Advance Approps. for FY 2026
<i>Child Care Programs - Child Care and Development Fund (CCDF)</i>	404.0	100.0	456.0	100.0	-	-	512.0	100.0	500.0	100.0	-	485.0	100.0	-
<i>Community Services Block Grant</i>	6.7	-	6.8	-	-	-	6.9	-	6.9	-	-	6.9	-	-
<i>Low Income Home Energy Assistance Proaram</i>	45.0	-	45.0	-	22.0	-	46.0	-	46.6	-	-	46.4	-	-
<i>Tribal Child Support</i>	-	53.6	-	59.3	-	59.4	-	59.4	-	61.4	82.3	-	82.3	-
<i>Tribal Temporary Assistance for Needy Families (TANF) Grants</i>	-	208.0	-	208.0	-	-	-	208.0	-	208.0	-	-	208.0	-
<i>Tribal Work Program</i>	-	8.0	-	8.0	-	-	-	8.0	-	8.0	-	-	8.0	-
<b>SUBTOTAL - Department of Health and Human Services (HHS)</b>	<b>455.7</b>	<b>369.6</b>	<b>507.8</b>	<b>375.3</b>	<b>22.0</b>	<b>59.4</b>	<b>564.9</b>	<b>375.4</b>	<b>553.5</b>	<b>377.4</b>	<b>82.3</b>	<b>538.3</b>	<b>398.3</b>	<b>-</b>
<b>Social Security Administration (SSA)</b>														
Office of Native American Partnerships														
<i>Old-Age, Survivors, and Disability Insurance (OASDI)</i>	-	-	-	-	-	-	-	-	-	-	-	1.0	-	-
<b>Tennessee Valley Authority (TVA)</b>														
<i>Supplemental Security Income (SSI)</i>	-	-	-	-	-	-	-	-	-	-	-	2.0	-	-
<b>TOTAL - Income Support Category</b>	<b>455.7</b>	<b>369.6</b>	<b>507.8</b>	<b>375.3</b>	<b>22.0</b>	<b>59.4</b>	<b>564.9</b>	<b>375.4</b>	<b>553.5</b>	<b>377.4</b>	<b>82.3</b>	<b>541.3</b>	<b>398.3</b>	<b>-</b>
<b>Justice Category</b>														
<b>Department of Energy (DOE)</b>														
Legacy Management														

**Annual Budget & Appropriations Detail by Category**

*dollars in millions*

Agency & Program	2023 President's Budget Request		2023 Enacted				2024 President's Budget Request		2024 Enacted			2025 President's Budget Request		
	Disc.	Mand.	Disc.	Mand.	Disaster Supp.	Advance Approps. for FY 2024	Disc.	Mand.	Disc.	Mand.	Advance Approps. for FY 2025	Disc.	Mand.	Advance Approps. for FY 2026
<i>Environmental Justice (EJ) Program</i>	3.3	-	3.3	-	-	-	4.8	-	7.2	-	-	7.1	-	-
<b>Department of Health and Human Services (HHS)</b>														
Administration for Community Living														
<i>Elder Justice - State Adult Protective Services (APS) Grants</i>	2.5	-	0.7	-	-	-	2.5	-	0.8	-	-	0.8	-	-
<i>Protection and Advocacy</i>	0.4	-	0.3	-	-	-	0.3	-	0.2	-	-	0.2	-	-
<i>Voting Access for People with Disabilities</i>	-	-	0.1	-	-	-	0.1	-	0.1	-	-	0.1	-	-
<i>SUBTOTAL - Department of Health and Human Services (HHS)</i>	2.9	-	1.1	-	-	-	2.9	-	1.1	-	-	1.1	-	-
<b>Department of Justice (DOJ)</b>														
Bureau of Prisons - Bureau of Prisons	202.0	-	180.0	-	-	-	180.0	-	210.0	-	-	210.0	-	-
Civil Division - Radiation Exposure Compensation Act (RECA)	0.2	8.5	0.2	8.5	-	-	0.2	8.5	0.2	8.5	-	0.4	2.1	-
Community Oriented Policing Services														
<i>Tribal Access Program (TAP)</i>	6.0	-	4.0	-	-	-	6.0	-	4.0	-	-	6.0	-	-
<i>Tribal Resources Grant Program</i>	40.0	-	34.0	-	-	-	40.0	-	34.0	-	-	37.0	-	-
Criminal Division - Native American-Related Investigations and Prosecutions	1.8	-	2.0	-	-	-	4.7	-	4.5	-	-	4.3	-	-

**Annual Budget & Appropriations Detail by Category**

*dollars in millions*

Agency & Program	2023 President's Budget Request		2023 Enacted				2024 President's Budget Request		2024 Enacted			2025 President's Budget Request		
	Disc.	Mand.	Disc.	Mand.	Disaster Supp.	Advance Approps. for FY 2024	Disc.	Mand.	Disc.	Mand.	Advance Approps. for FY 2025	Disc.	Mand.	Advance Approps. for FY 2026
Federal Bureau of Investigation - Federal Bureau of Investigation	84.6	-	78.7	-	-	-	82.9	-	80.2	-	-	82.4	-	-
National Institute of Justice - NIJ Research, Evaluation and Technical Assistance (RETA)	-	-	1.0	-	-	-	-	-	-	-	-	-	-	-
Office of Justice Programs														
<i>Tribal Access Program</i>	-	-	-	-	-	-	5.0	-	-	-	-	-	-	-
<i>Tribal Assistance</i>	50.0	-	60.0	-	-	-	60.0	-	50.0	-	-	60.0	-	-
<i>Tribal Victims Assistance set aside (up to 5%)</i>	-	87.5	-	95.0	-	-	-	60.0	-	67.7	-	-	75.0	-
<i>Tribal Youth Program</i>	30.0	-	17.0	-	-	-	30.0	-	16.0	-	-	18.0	-	-
<i>Office of Tribal Justice (OTJ)</i>	1.8	-	2.3	-	-	-	3.1	-	2.2	-	-	1.7	-	-
Office on Violence Against Women (OVW) - OVW Native American Programs	99.2	-	81.0	-	-	-	104.8	-	81.0	-	-	108.8	-	-
U.S. Attorneys - Indian Country	72.5	-	72.5	-	-	-	73.3	-	73.3	-	-	95.2	-	-
<b>SUBTOTAL - Department of Justice (DOJ)</b>	<b>588.1</b>	<b>96.0</b>	<b>532.7</b>	<b>103.5</b>	<b>-</b>	<b>-</b>	<b>590.0</b>	<b>68.5</b>	<b>555.4</b>	<b>76.2</b>	<b>-</b>	<b>623.8</b>	<b>77.1</b>	<b>-</b>
<b>Department of the Interior (DOI)</b>														
Office of the Secretary														
<i>Indian Arts and Crafts Board</i>	1.7	-	1.8	-	-	-	2.0	-	1.8	-	-	2.0	-	-
<b>Environmental Protection Agency (EPA)</b>														
General Counsel (OGC)	0.7	-	0.8	-	-	-	0.8	-	0.8	-	-	1.0	-	-
<b>TOTAL - Justice Category</b>	<b>596.7</b>	<b>96.0</b>	<b>539.7</b>	<b>103.5</b>	<b>-</b>	<b>-</b>	<b>600.5</b>	<b>68.5</b>	<b>566.3</b>	<b>76.2</b>	<b>-</b>	<b>635.0</b>	<b>77.1</b>	<b>-</b>

**Annual Budget & Appropriations Detail by Category**

*dollars in millions*

Agency & Program	2023 President's Budget Request		2023 Enacted				2024 President's Budget Request		2024 Enacted			2025 President's Budget Request		
	Disc.	Mand.	Disc.	Mand.	Disaster Supp.	Advance Approps. for FY 2024	Disc.	Mand.	Disc.	Mand.	Advance Approps. for FY 2025	Disc.	Mand.	Advance Approps. for FY 2026
<b>Natural resources and environment Category</b>														
<b>Advisory Council on Historic Preservation (ACHP)</b>														
Native American Initiatives and Affairs	1.0	-	1.0	-	-	-	1.0	-	1.0	-	-	1.0	-	-
<b>Army Corps of Engineers (USACE)</b>														
Tribal Partnership Program - Construction	-	-	9.0	-	-	-	8.0	-	13.0	-	-	8.0	-	-
Tribal Partnership Program - Investigations	0.5	-	7.5	-	-	-	5.0	-	5.0	-	-	2.5	-	-
<i>SUBTOTAL - Army Corps of Engineers (USACE)</i>	<i>0.5</i>	<i>-</i>	<i>16.5</i>	<i>-</i>	<i>-</i>	<i>-</i>	<i>13.0</i>	<i>-</i>	<i>18.0</i>	<i>-</i>	<i>-</i>	<i>10.5</i>	<i>-</i>	<i>-</i>
<b>Department of Agriculture (USDA)</b>														
Forest Service														
Cooperative Forestry	-	-	4.0	-	-	-	4.0	-	0.1	-	-	0.1	-	-
Ecosystem Management Coordination	1.1	-	1.1	-	-	-	1.1	-	1.1	-	-	1.1	-	-
Forest Health Protection	-	-	3.8	-	-	-	3.8	-	0.3	-	-	0.4	-	-
Forest Management, Range Management and Vegetation Ecology	0.5	-	0.5	-	-	-	0.5	-	0.5	-	-	0.5	-	-
Hazardous Fuels	-	-	0.3	-	-	-	0.3	-	1.5	-	-	1.5	-	-
Joint Chiefs	9.0	-	8.0	-	-	-	8.0	-	12.6	-	-	12.6	-	-
Other Programs	0.7	-	0.7	-	-	-	0.7	-	-	-	-	-	-	-
Risk Mapping	0.5	-	0.5	-	-	-	0.5	-	0.5	-	-	0.5	-	-
Natural Resources Conservation Service (NRCS)														

**Annual Budget & Appropriations Detail by Category**

*dollars in millions*

Agency & Program	2023 President's Budget Request		2023 Enacted				2024 President's Budget Request		2024 Enacted			2025 President's Budget Request		
	Disc.	Mand.	Disc.	Mand.	Disaster Supp.	Advance Approps. for FY 2024	Disc.	Mand.	Disc.	Mand.	Advance Approps. for FY 2025	Disc.	Mand.	Advance Approps. for FY 2026
<i>Agricultural Management Assistance Program</i>	-	1.0	-	0.5	-	-	-	0.5	-	0.4	-	-	0.4	-
<i>Conservation Stewardship Program</i>	-	12.0	-	12.0	-	-	-	12.0	-	12.0	-	-	12.0	-
<i>Emergency Watershed Protection Program</i>	3.0	-	4.0	-	3.0	-	-	-	-	-	-	-	-	-
<i>Environmental Quality Incentives Program</i>	-	40.0	-	40.0	-	-	-	40.0	-	40.0	-	-	40.0	-
<i>Regional Conservation Partnership Program</i>	-	3.0	-	3.0	-	-	-	3.0	-	3.0	-	-	10.2	-
<i>Watershed and Flood Prevention Operations</i>	3.0	-	5.0	-	-	-	6.0	-	5.0	-	-	5.0	-	-
<i>SUBTOTAL - Department of Agriculture (USDA)</i>	17.8	56.0	27.9	55.5	3.0	-	24.9	55.5	21.6	55.4	-	21.7	62.6	-
<b>Department of Commerce (DOC)</b>														
National Oceanic and Atmospheric Administration (NOAA)														
<i>Coastal Science, Assessment, Response, and Restoration - National Centers for Coastal Ocean Science - Monitoring/Testing and capacity building with Tribes</i>	0.4	-	0.4	-	-	-	0.4	-	0.6	-	-	0.6	-	-



**Annual Budget & Appropriations Detail by Category**  
dollars in millions

Agency & Program	2023 President's Budget Request		2023 Enacted				2024 President's Budget Request		2024 Enacted			2025 President's Budget Request		
	Disc.	Mand.	Disc.	Mand.	Disaster Supp.	Advance Approps. for FY 2024	Disc.	Mand.	Disc.	Mand.	Advance Approps. for FY 2025	Disc.	Mand.	Advance Approps. for FY 2026
<i>Competitive Research - National Centers for Coastal Ocean Science - Extramural Research</i>	1.3	-	2.5	-	-	-	2.1	-	1.7	-	-	-	-	-
<i>Executive Leadership - NOAA Tribal Liaisons</i>	0.5	-	0.5	-	-	-	0.5	-	0.5	-	-	0.5	-	-
<i>Fisheries Disaster Assistance - Federally Recognized Tribes on the West Coast</i>	-	-	-	-	9.6	-	-	-	-	-	-	-	-	-
<i>Habitat Conservation and Restoration - Fish Passage</i>	-	-	0.4	-	-	-	-	-	-	-	-	-	-	-
<i>IOOS Regional Observations - U.S. Integrated Ocean Observations System - Various Regional Associations</i>	2.4	-	2.4	-	-	-	3.2	-	2.4	-	-	-	-	-
<i>Marine Mammals, Sea Turtles, and Other Species - Alaska Native Marine Mammal Co-Management</i>	1.7	-	1.7	-	-	-	1.8	-	1.7	-	-	1.8	-	-
<i>Pacific Coastal Salmon Recovery Fund</i>	6.9	-	6.9	-	-	-	5.5	-	TBD	-	-	TBD	-	-
<i>Salmon Management Activities</i>	2.9	-	3.1	-	-	-	6.5	-	6.5	-	-	6.5	-	-

**Annual Budget & Appropriations Detail by Category**

*dollars in millions*

Agency & Program	2023 President's Budget Request		2023 Enacted				2024 President's Budget Request		2024 Enacted			2025 President's Budget Request		
	Disc.	Mand.	Disc.	Mand.	Disaster Supp.	Advance Approps. for FY 2024	Disc.	Mand.	Disc.	Mand.	Advance Approps. for FY 2025	Disc.	Mand.	Advance Approps. for FY 2026
<i>Sanctuaries and Marine Protected Areas - Office of National Marine Sanctuaries - Grants to Tribes and coordination with tribal communities</i>	0.7	-	0.4	-	-	-	0.5	-	0.6	-	-	0.9	-	-
<i>SUBTOTAL - Department of Commerce (DOC)</i>	16.9	-	18.3	-	9.6	-	20.5	-	14.0	-	-	10.3	-	-
<b>Department of Defense (DOD)</b>														
Native American Lands Environmental Mitigation Program	12.4	-	20.5	-	-	-	12.6	-	12.6	-	-	19.9	-	-
<b>Department of Energy (DOE)</b>														
Bonneville Power Administration														
<i>12/14/2023 - 6 Sovereign Agreement</i>	-	-	-	-	-	-	-	-	-	-	-	-	6.7	-
<i>181(D) Allocations to Tribes</i>	-	unavailable	-	unavailable	-	-	-	29.1	-	29.1	-	-	25.0	-
<i>Columbia Basin Fish and Wildlife Program Funding</i>	-	144.7	-	144.7	-	-	-	170.9	-	170.9	-	-	178.7	-
<i>Federal Columbia River Power System Cultural Resource (FCRPS CR) Mitiation Phase 2</i>	-	unavailable	-	unavailable	-	-	-	2.2	-	2.2	-	-	2.2	-
<i>Implementation Plan (P2IP)</i>	-	-	-	-	-	-	-	10.0	-	10.0	-	-	10.0	-
Environmental Management														

**Annual Budget & Appropriations Detail by Category**

*dollars in millions*

Agency & Program	2023 President's Budget Request		2023 Enacted				2024 President's Budget Request		2024 Enacted			2025 President's Budget Request		
	Disc.	Mand.	Disc.	Mand.	Disaster Supp.	Advance Approps. for FY 2024	Disc.	Mand.	Disc.	Mand.	Advance Approps. for FY 2025	Disc.	Mand.	Advance Approps. for FY 2026
Miscellaneous Programs and Agreements in Principle (PBS: VL-FAO-0101)	3.4	-	3.4	-	-	-	3.4	-	3.4	-	-	6.1	-	-
Natural Resources Damage Assessment (NRDA)	1.2	-	1.2	-	-	-	1.1	-	1.1	-	-	1.0	-	-
Shoshone-Bannock Tribes	2.3	-	2.3	-	-	-	2.3	-	2.3	-	-	2.3	-	-
Stakeholder Community Outreach	5.3	-	5.3	-	-	-	5.2	-	5.2	-	-	5.3	-	-
<b>SUBTOTAL - Department of Energy (DOE)</b>	<b>12.2</b>	<b>144.7</b>	<b>12.2</b>	<b>144.7</b>	<b>-</b>	<b>-</b>	<b>12.0</b>	<b>212.2</b>	<b>12.0</b>	<b>212.2</b>	<b>-</b>	<b>14.7</b>	<b>222.6</b>	<b>-</b>
<b>Department of Justice (DOJ)</b>														
Environment and Natural Resources Division (ENRD)	5.3	-	5.3	-	-	-	5.5	-	4.2	-	-	6.8	-	-
<b>Department of the Interior (DOI)</b>														
Bureau of Indian Affairs (BIA)														
Indian Water Rights Settlements (IWRS) Completion Fund	-	-	-	-	-	-	-	284.0	-	-	-	-	284.0	-
Selis-Qlispe Ksanka Settlement Trust Fund	-	90.0	-	108.9	-	-	-	90.0	-	90.0	-	-	90.0	-
Settlements and Misc. Payments	0.8	-	0.8	-	-	-	1.0	-	1.0	-	-	45.9	-	-
Bureau of Ocean Energy Management - Renewable and Conventional Energy Programs	-	-	-	-	-	-	1.9	-	1.4	-	-	4.0	-	-
Fish and Wildlife Service (FWS)	17.2	-	13.7	-	-	-	21.1	-	13.6	-	-	16.3	-	-

**Annual Budget & Appropriations Detail by Category**

*dollars in millions*

Agency & Program	2023 President's Budget Request		2023 Enacted				2024 President's Budget Request		2024 Enacted			2025 President's Budget Request		
	Disc.	Mand.	Disc.	Mand.	Disaster Supp.	Advance Approps. for FY 2024	Disc.	Mand.	Disc.	Mand.	Advance Approps. for FY 2025	Disc.	Mand.	Advance Approps. for FY 2026
Office of Surface Mining Reclamation and Enforcement (OSMRE) Office of the Secretary	2.5	0.8	2.4	0.8	-	-	2.4	0.8	2.3	0.8	-	2.4	0.8	-
<i>Energy Community Revitalization Program (ECRP) Native American Funding</i>	10.0	-	0.4	-	-	-	5.5	-	0.4	-	-	1.3	-	-
<i>Land and Water Conservation Fund - Tribal Land Acquisition</i>	-	-	-	-	-	-	-	-	-	-	-	-	8.0	-
United States Geological Survey (USGS)	29.6	-	11.0	-	7.3	-	24.0	-	11.9	-	-	11.9	-	-
<b>SUBTOTAL - Department of the Interior (DOI)</b>	<b>60.1</b>	<b>90.8</b>	<b>28.4</b>	<b>109.6</b>	<b>7.3</b>	<b>-</b>	<b>55.9</b>	<b>374.8</b>	<b>30.6</b>	<b>90.8</b>	<b>-</b>	<b>81.7</b>	<b>382.8</b>	<b>-</b>
<b>Environmental Protection Agency (EPA)</b>														
Office of Administrator	-	-	-	-	-	-	-	-	-	-	-	-	-	-
Air Programs	34.6	-	22.3	-	-	-	30.0	-	21.9	-	-	30.0	-	-
Chemical Safety and Pollution Prevention (OCSP) Enforcement (OECA)	3.1	-	3.1	-	-	-	3.1	-	2.7	-	-	3.1	-	-
Environmental Justice (OEJECR) - Environmental Justice Government-to-Government (EJG2G) program	25.0	-	23.0	-	-	-	40.0	-	20.0	-	-	31.5	-	-
Office of Land and Emergency Management (OLEM) Programs	44.3	-	37.3	-	-	-	43.6	-	14.3	-	-	47.9	-	-

**Annual Budget & Appropriations Detail by Category**

*dollars in millions*

Agency & Program	2023 President's Budget Request		2023 Enacted				2024 President's Budget Request		2024 Enacted			2025 President's Budget Request		
	Disc.	Mand.	Disc.	Mand.	Disaster Supp.	Advance Approps. for FY 2024	Disc.	Mand.	Disc.	Mand.	Advance Approps. for FY 2025	Disc.	Mand.	Advance Approps. for FY 2026
Office of Mission Support (OMS) - Enterprise Network Grants, Tribal Set Aside	5.7	-	3.5	-	-	-	5.7	-	1.9	-	-	6.3	-	-
Tribal Programs (OITA) - Tribal Programs	101.1	-	89.4	-	-	-	106.7	-	86.3	-	-	145.1	-	-
Water Programs (OW) (includes State Revolving Funds (SRFs))	171.0	-	129.5	-	-	-	173.6	-	135.0	-	-	178.5	-	-
<i>SUBTOTAL - Environmental Protection Agency (EPA)</i>	<i>392.3</i>	<i>-</i>	<i>315.3</i>	<i>-</i>	<i>-</i>	<i>-</i>	<i>410.2</i>	<i>-</i>	<i>289.6</i>	<i>-</i>	<i>-</i>	<i>449.9</i>	<i>-</i>	<i>-</i>
<b>Nuclear Regulatory Commission (NRC)</b>														
NRC Tribal Liaison Program	0.8	-	0.8	-	-	-	1.0	-	1.0	-	-	1.2	-	-
<b>TOTAL - Natural resources and environment Category</b>	<b>519.3</b>	<b>291.4</b>	<b>446.2</b>	<b>309.8</b>	<b>19.9</b>	<b>-</b>	<b>556.5</b>	<b>642.5</b>	<b>404.5</b>	<b>358.4</b>	<b>-</b>	<b>617.8</b>	<b>668.0</b>	<b>-</b>
<b>Other Category</b>														
<b>Army Corps of Engineers (USACE)</b>														
Tribal Fishing Access	56.6	-	64.3	-	-	-	58.1	-	62.3	-	-	72.9	-	-
<b>Corporation for National and Community Service (CNCS)</b>														
AmeriCorps Seniors	7.1	-	7.1	-	-	-	7.1	-	7.1	-	-	7.1	-	-
AmeriCorps State and National	5.2	-	1.5	-	-	-	5.0	-	2.9	-	-	5.6	-	-
AmeriCorps Volunteers in Service to America (VISTA)	1.5	-	1.5	-	-	-	1.4	-	1.4	-	-	1.4	-	-
<i>SUBTOTAL - Corporation for National and Community Service (CNCS)</i>	<i>13.8</i>	<i>-</i>	<i>10.1</i>	<i>-</i>	<i>-</i>	<i>-</i>	<i>13.5</i>	<i>-</i>	<i>11.3</i>	<i>-</i>	<i>-</i>	<i>14.0</i>	<i>-</i>	<i>-</i>
<b>Denali Commission (Denali)</b>														
Denali Commission Grant Funding	18.6	-	20.5	-	-	-	20.0	-	21.6	-	-	20.0	-	-

**Annual Budget & Appropriations Detail by Category**

*dollars in millions*

Agency & Program	2023 President's Budget Request		2023 Enacted				2024 President's Budget Request		2024 Enacted			2025 President's Budget Request		
	Disc.	Mand.	Disc.	Mand.	Disaster Supp.	Advance Approps. for FY 2024	Disc.	Mand.	Disc.	Mand.	Advance Approps. for FY 2025	Disc.	Mand.	Advance Approps. for FY 2026
<b>Department of Agriculture (USDA)</b>														
Food and Nutrition Service (FNS)														
<i>Child Nutrition Programs</i>	-	651.0	-	648.0	-	-	-	729.0	-	757.0	-	-	723.0	-
<i>Food Distribution Program on Indian Reservations (FDPIR)</i>	4.0	145.0	4.0	162.0	-	-	6.0	165.0	4.0	165.0	-	5.0	242.0	-
<i>Special Supplemental Nutrition Program for Women, Infants and Children (WIC)</i>	131.0	-	131.0	-	-	-	138.0	-	154.0	-	-	169.0	-	-
<i>Supplemental Nutrition Assistance Program (SNAP)</i>	-	2,232.0	-	2,438.0	-	-	-	2,494.0	-	2,206.0	-	-	2,306.0	-
<i>SUBTOTAL - Department of Agriculture (USDA)</i>	135.0	3,028.0	135.0	3,248.0	-	-	144.0	3,388.0	158.0	3,128.0	-	174.0	3,271.0	-
<b>Department of Commerce (DOC)</b>														
Economic Development Administration														
<i>Assistance to Indigenous Communities</i>	-	-	-	-	-	-	20.0	-	5.0	-	-	5.0	-	-
<i>Planning and Technical Assistance</i>	5.0	-	5.0	-	-	-	5.0	-	5.0	-	-	5.0	-	-
Minority Business Development Administration - American Indian, Alaska Native, Native Hawaiian (AIANNH) Broad Agency Announcements (BAAs)	5.0	-	5.0	-	-	-	5.0	-	6.5	-	-	6.5	-	-

**Annual Budget & Appropriations Detail by Category**

dollars in millions

Agency & Program	2023 President's Budget Request		2023 Enacted				2024 President's Budget Request		2024 Enacted			2025 President's Budget Request		
	Disc.	Mand.	Disc.	Mand.	Disaster Supp.	Advance Approps. for FY 2024	Disc.	Mand.	Disc.	Mand.	Advance Approps. for FY 2025	Disc.	Mand.	Advance Approps. for FY 2026
<i>SUBTOTAL - Department of Commerce (DOC)</i>	10.0	-	10.0	-	-	-	30.0	-	16.5	-	-	16.5	-	-
<b>Department of Defense (DOD)</b>														
The Indian Incentive Program Payments (25 USC 1544)	25.0	-	44.6	-	-	-	25.0	-	25.0	-	-	11.0	-	-
<b>Department of Energy (DOE)</b>														
Legacy Management														
<i>Defense-Related Uranium Mine (DRUM) Program</i>	6.6	-	6.6	-	-	-	6.8	-	2.5	-	-	2.8	-	-
<b>Department of Health and Human Services (HHS)</b>														
Administration for Children and Families (ACF)														
<i>Administration of Native Americans - Native American Programs</i>	62.5	-	60.5	-	-	-	87.5	-	60.5	-	-	65.5	-	-
<i>Child Welfare Services</i>	7.3	-	7.6	-	-	-	7.6	-	7.6	-	-	7.6	-	-
<i>Community-Based Child Abuse Prevention</i>	0.9	-	0.7	-	-	-	0.9	-	0.7	-	-	5.0	-	-
<i>Tribal TANF Healthy Marriage / Responsible Fatherhood</i>	-	2.0	-	2.0	-	-	-	2.0	-	2.0	-	-	2.0	-
National Institutes of Health - American Indian or Alaska Native (AIAN) research	343.7	-	320.8	-	-	-	355.6	-	323.5	-	-	328.8	-	-
<i>SUBTOTAL - Department of Health and Human Services (HHS)</i>	414.4	2.0	389.6	2.0	-	-	451.6	2.0	392.3	2.0	-	406.9	2.0	-

**Annual Budget & Appropriations Detail by Category**

*dollars in millions*

Agency & Program	2023 President's Budget Request		2023 Enacted				2024 President's Budget Request		2024 Enacted			2025 President's Budget Request		
	Disc.	Mand.	Disc.	Mand.	Disaster Supp.	Advance Approps. for FY 2024	Disc.	Mand.	Disc.	Mand.	Advance Approps. for FY 2025	Disc.	Mand.	Advance Approps. for FY 2026
<b>Department of Homeland Security (DHS)</b>														
Customs and Border Protection														
<i>Tribal Border Roads</i>	-	-	5.0	-	-	-	-	-	-	-	-	-	-	-
Departmental Management Operations - Tribal Affairs	0.6	-	-	-	-	-	-	-	-	-	-	-	-	-
Federal Emergency Management Agency (FEMA)														
<i>Tribal Homeland Security Grant Program (THSGP)</i>	15.0	-	15.0	-	-	-	15.0	-	13.5	-	-	15.0	-	-
Immigration and Customs Enforcement - Shadow Wolves Enhancement	-	-	6.5	-	-	-	-	-	4.1	-	-	-	-	-
<i>SUBTOTAL - Department of Homeland Security (DHS)</i>	15.6	-	26.5	-	-	-	15.0	-	17.6	-	-	15.0	-	-
<b>Department of Labor (DOL)</b>														
Bureau for Employment and Training														
<i>Native American Programs</i>	64.0	-	60.0	-	-	-	64.0	-	60.0	-	-	60.0	-	-
Bureau of Labor Statistics (BLS) - American Indian Population and Labor Force Report	-	-	-	-	-	-	3.0	-	-	-	-	-	-	-
<i>SUBTOTAL - Department of Labor (DOL)</i>	64.0	-	60.0	-	-	-	67.0	-	60.0	-	-	60.0	-	-
<b>Department of the Interior (DOI)</b>														
Bureau of Indian Affairs (BIA)														
<i>Construction</i>	205.7	-	153.3	-	2.5	-	199.8	-	133.8	-	-	154.8	-	-



**Annual Budget & Appropriations Detail by Category**

*dollars in millions*

Agency & Program	2023 President's Budget Request		2023 Enacted				2024 President's Budget Request		2024 Enacted			2025 President's Budget Request		
	Disc.	Mand.	Disc.	Mand.	Disaster Supp.	Advance Approps. for FY 2024	Disc.	Mand.	Disc.	Mand.	Advance Approps. for FY 2025	Disc.	Mand.	Advance Approps. for FY 2026
<i>Contract Support Costs</i>	-	409.0	409.0	-	-	-	-	431.4	431.4	-	-	426.2	-	-
<i>Indian Guaranteed Loan Program</i>	13.9	-	13.9	-	-	-	15.5	-	13.3	-	-	14.5	-	-
<i>Indian Land Consolidation</i>	80.0	-	8.0	-	-	-	30.5	-	4.0	-	-	11.0	-	-
<i>Land and Water Conservation Fund (LWCF) Land Acquisition</i>	-	-	-	-	-	-	12.0	-	-	-	-	-	-	-
<i>Loan Level [Non-Add] - Indian Guaranteed Loan Program</i>	[150.2]	[-]	[150.2]	[-]	[-]	[-]	[202.3]	[-]	[185.71]	[-]	[-]	[223.62]	[-]	[-]
<i>Operation of Indian Programs</i>	2,082.0	-	1,907.0	-	44.5	-	2,257.6	-	1,898.6	-	-	2,169.4	-	-
<i>Other Permanent Appropriations</i>	-	125.1	-	123.1	-	-	-	123.3	-	123.3	-	-	137.5	-
<i>Payments for Tribal Leases</i>	-	55.4	55.4	-	-	-	-	82.5	82.5	-	-	120.0	-	-
Bureau of Land Management (BLM)	19.9	-	27.0	-	-	-	28.8	-	26.9	-	-	23.3	-	-
Bureau of Reclamation (BOR)	170.2	626.8	200.0	626.8	-	-	164.1	475.4	200.5	475.4	-	342.2	185.8	-
Bureau of Trust Funds Administration (BTFA)	112.7	249.0	111.3	212.0	-	-	109.1	214.0	100.0	1,800.0	-	111.3	1,874.0	-
DOI Office of Wildland Fire (OWF)	260.0	-	230.0	-	-	-	293.0	-	267.4	-	-	273.5	-	-
National Park Service (NPS)	35.4	-	35.3	-	-	-	49.3	-	36.0	-	-	44.6	-	-
<b>SUBTOTAL - Department of the Interior (DOI)</b>	<b>2,979.9</b>	<b>1,465.3</b>	<b>3,150.2</b>	<b>961.9</b>	<b>47.0</b>	<b>-</b>	<b>3,159.8</b>	<b>1,326.6</b>	<b>3,194.4</b>	<b>2,398.7</b>	<b>-</b>	<b>3,690.7</b>	<b>2,197.3</b>	<b>-</b>
<b>Department of the Treasury (Treasury)</b>														

**Annual Budget & Appropriations Detail by Category**

dollars in millions

Agency & Program	2023 President's Budget Request		2023 Enacted				2024 President's Budget Request		2024 Enacted			2025 President's Budget Request		
	Disc.	Mand.	Disc.	Mand.	Disaster Supp.	Advance Approps. for FY 2024	Disc.	Mand.	Disc.	Mand.	Advance Approps. for FY 2025	Disc.	Mand.	Advance Approps. for FY 2026
Internal Revenue Service (IRS) - IRS Indian Tribal Government Services	6.3	-	6.3	-	-	-	7.4	-	7.4	-	-	7.8	-	-
Office of Tribal and Native Affairs	-	-	1.0	-	-	-	1.0	-	1.3	-	-	1.3	-	-
<i>SUBTOTAL - Department of the Treasury (Treasury)</i>	<i>6.3</i>	<i>-</i>	<i>7.3</i>	<i>-</i>	<i>-</i>	<i>-</i>	<i>8.4</i>	<i>-</i>	<i>8.7</i>	<i>-</i>	<i>-</i>	<i>9.1</i>	<i>-</i>	<i>-</i>
<b>Federal Communications Commission (FCC)</b>														
Universal Service Fund	-	418.3	-	418.3	-	-	-	836.1	-	836.1	-	-	786.8	-
<i>SUBTOTAL - Federal Communications Commission (FCC)</i>	<i>-</i>	<i>418.3</i>	<i>-</i>	<i>418.3</i>	<i>-</i>	<i>-</i>	<i>-</i>	<i>836.1</i>	<i>-</i>	<i>836.1</i>	<i>-</i>	<i>-</i>	<i>786.8</i>	<i>-</i>
<b>Federal Permitting Improvement Steering Council (FPISC)</b>														
Tribal Consultation Improvement Programs	0.8	-	-	-	-	-	-	-	-	-	-	-	-	-
<b>National Endowment for the Arts (NEA)</b>														
Promotion of the Arts - Direct Endowment Grants	2.0	-	2.0	-	-	-	2.0	-	2.0	-	-	2.0	-	-
<b>National Endowment for the Humanities (NEH)</b>														
Boarding School Research and Oral History Project	-	-	4.5	-	-	-	-	-	-	-	-	-	-	-
Native Language and Cultural Revitalization Program	-	-	-	-	-	-	-	-	-	-	-	1.5	-	-
<i>SUBTOTAL - National Endowment for the Humanities (NEH)</i>	<i>-</i>	<i>-</i>	<i>4.5</i>	<i>-</i>	<i>-</i>	<i>-</i>	<i>-</i>	<i>-</i>	<i>-</i>	<i>-</i>	<i>-</i>	<i>1.5</i>	<i>-</i>	<i>-</i>
<b>Office of Navajo and Hopi Indian Relocation (ONHIR)</b>														
Relocation Activities	4.0	-	-	-	-	-	5.1	-	-	-	-	3.5	-	-

**Annual Budget & Appropriations Detail by Category**

*dollars in millions*

Agency & Program	2023 President's Budget Request		2023 Enacted				2024 President's Budget Request		2024 Enacted			2025 President's Budget Request		
	Disc.	Mand.	Disc.	Mand.	Disaster Supp.	Advance Approps. for FY 2024	Disc.	Mand.	Disc.	Mand.	Advance Approps. for FY 2025	Disc.	Mand.	Advance Approps. for FY 2026
<b>Small Business Administration (SBA)</b>														
Native American Outreach	3.0	-	4.0	-	-	-	4.0	-	5.0	-	-	4.0	-	-
Loans														
504 Loans - Small Business Loan Guarantee Program. American Indian (Native American) Borrowers [Non-Add]	[120.0]	[-]	[40.0]	[-]	[-]	[-]	[120.0]	[-]	[120.0]	[-]	[-]	[120.0]	[-]	[-]
7a Loans - Small Business Loan Guarantee Program. American Indian (Native American) Borrowers [Non-Add]	[298.0]	[-]	[239.0]	[-]	[-]	[-]	[298.0]	[-]	[298.0]	[-]	[-]	[298.0]	[-]	[-]
<b>SUBTOTAL - Small Business Administration (SBA)</b>	<b>3.0</b>	<b>-</b>	<b>4.0</b>	<b>-</b>	<b>-</b>	<b>-</b>	<b>4.0</b>	<b>-</b>	<b>5.0</b>	<b>-</b>	<b>-</b>	<b>4.0</b>	<b>-</b>	<b>-</b>
<b>Smithsonian Institution (Smithsonian)</b>														
Smithsonian Institution	74.0	-	74.0	-	-	-	76.0	-	75.0	-	-	76.0	-	-
<b>Tennessee Valley Authority (TVA)</b>														
Native American Site Protection and Reinterment	-	2.8	-	2.8	-	-	-	0.8	-	0.5	-	-	3.1	-
<b>TOTAL - Other Category</b>	<b>3,829.6</b>	<b>4,916.5</b>	<b>4,009.2</b>	<b>4,633.1</b>	<b>47.0</b>	<b>-</b>	<b>4,086.3</b>	<b>5,553.5</b>	<b>4,052.4</b>	<b>6,365.3</b>	<b>-</b>	<b>4,579.9</b>	<b>6,260.3</b>	<b>-</b>
<b>Transportation Category</b>														
<b>Department of Commerce (DOC)</b>														
National Oceanic and Atmospheric Administration (NOAA)														

**Annual Budget & Appropriations Detail by Category**

*dollars in millions*

Agency & Program	2023 President's Budget Request		2023 Enacted				2024 President's Budget Request		2024 Enacted			2025 President's Budget Request		
	Disc.	Mand.	Disc.	Mand.	Disaster Supp.	Advance Approps. for FY 2024	Disc.	Mand.	Disc.	Mand.	Advance Approps. for FY 2025	Disc.	Mand.	Advance Approps. for FY 2026
<i>Hydrographic Survey Priorities/Contracts - Office of Coast Survey - Hydrographic Survey priorities</i>	15.0	-	19.7	-	-	-	15.0	-	8.5	-	-	6.2	-	-
<i>Navigation, Observations and Positioning - Office of Coast Survey - Coordination with Tribal Communities, Hydrographic Survey (in house)</i>	2.3	-	3.0	-	-	-	3.0	-	3.0	-	-	2.9	-	-
<i>SUBTOTAL - Department of Commerce (DOC)</i>	17.3	-	22.7	-	-	-	18.0	-	11.4	-	-	9.1	-	-
<b>Department of Transportation (DOT)</b>														
Federal Highway Administration														
<i>Nationally Significant Federal Lands and Tribal Projects Program</i>	-	-	40.0	-	-	-	-	-	-	-	-	-	-	-
<i>Tribal Transportation Program</i>	-	-	-	-	-	-	-	-	150.0	-	-	-	-	-
Federal Transit Administration - Public Transportation on Indian Reservations Competitive And Formula	-	-	-	-	-	-	-	-	-	-	-	-	-	-
National Highway Traffic Safety Administration (NHTSA) - Highway Safety Programs - Title 23 USC Section 402	7.6	-	7.7	-	-	-	7.5	-	7.5	-	-	7.5	-	-

**Annual Budget & Appropriations Detail by Category**

*dollars in millions*

Agency & Program	2023 President's Budget Request		2023 Enacted				2024 President's Budget Request		2024 Enacted			2025 President's Budget Request		
	Disc.	Mand.	Disc.	Mand.	Disaster Supp.	Advance Approps. for FY 2024	Disc.	Mand.	Disc.	Mand.	Advance Approps. for FY 2025	Disc.	Mand.	Advance Approps. for FY 2026
Pipeline & Hazardous Material Safety Admin - Hazardous Materials Emergency Preparedness (HMEP)	1.0	-	1.0	-	-	-	1.0	-	1.0	-	-	1.0	-	-
<i>SUBTOTAL - Department of Transportation (DOT)</i>	8.6	-	48.7	-	-	-	8.5	-	158.5	-	-	8.5	-	-
<b>TOTAL - Transportation Category</b>	25.9	-	71.4	-	-	-	26.5	-	169.9	-	-	17.6	-	-
<b>Total, all Categories</b>	<b>13,192.8</b>	<b>17,627.1</b>	<b>19,444.8</b>	<b>8,250.3</b>	<b>186.1</b>	<b>5,570.7</b>	<b>20,142.0</b>	<b>8,367.2</b>	<b>20,166.5</b>	<b>11,741.1</b>	<b>5,634.8</b>	<b>22,018.8</b>	<b>12,168.1</b>	<b>363.6</b>

**Bipartisan Infrastructure Law (BIL) Detail by Program**

*dollars in millions*

Agency & Program	Category	2022 - 2023 Actual Obligations		2024+outyears Planned Obligations		Total	
		Disc.	Mand.	Disc.	Mand.	Disc.	Mand.
<b>Army Corps of Engineers (USACE)</b>							
Tribal Fishing Access	O	20.8	-	26.9	-	47.6	-
<b>TOTAL - Army Corps of Engineers (USACE)</b>		<b>20.8</b>	<b>-</b>	<b>26.9</b>	<b>-</b>	<b>47.6</b>	<b>-</b>
<b>Denali Commission (Denali)</b>							
Denali Commission Grant Funding	O	31.1	-	57.2	-	88.3	-
<b>TOTAL - Denali Commission (Denali)</b>		<b>31.1</b>	<b>-</b>	<b>57.2</b>	<b>-</b>	<b>88.3</b>	<b>-</b>
<b>Department of Agriculture (USDA)</b>							
Forest Service							
<i>Cooperative Forestry</i>	NRE	3.0	-	-	-	3.0	-
<i>Forest Health Protection</i>	NRE	1.0	-	2.0	-	3.0	-
<i>Forest Management, Range Management and Vegetation Ecology</i>	NRE	5.6	-	18.0	-	23.6	-
<i>Hazardous Fuels</i>	NRE	8.6	-	18.0	-	26.6	-
<i>Joint Chiefs</i>	NRE	-	-	5.8	-	5.8	-
<i>National Partnership Office</i>	ET	-	-	1.1	-	1.1	-
<i>Other Programs</i>	NRE	9.2	-	3.4	-	12.6	-
<i>Reverse 911</i>	NRE	-	-	12.9	-	12.9	-
<i>Risk Mapping</i>	NRE	0.9	-	-	-	0.9	-
<i>Wildland Fire Management (WFM) Potential Operational Delineations (PODs)</i>	NRE	3.0	-	3.0	-	6.0	-
<b>SUBTOTAL - Forest Service</b>		<b>31.3</b>	<b>-</b>	<b>64.2</b>	<b>-</b>	<b>95.5</b>	<b>-</b>
Natural Resources Conservation Service (NRCS)							
<i>Emergency Watershed Protection Program</i>	NRE	33.0	-	5.0	-	38.0	-

**Bipartisan Infrastructure Law (BIL) Detail by Program**

*dollars in millions*

Agency & Program	Category	2022 - 2023 Actual Obligations		2024+outyears Planned Obligations		Total	
		Disc.	Mand.	Disc.	Mand.	Disc.	Mand.
<i>Watershed and Flood Prevention Operations</i>	NRE	80.0	-	10.0	-	90.0	-
<i>Watershed Rehabilitation</i>	NRE	2.0	-	-	-	2.0	-
<i>SUBTOTAL - Natural Resources Conservation Service (NRCS)</i>		<i>115.0</i>	-	<i>15.0</i>	-	<i>130.0</i>	-
Rural Development							
<i>ReConnect Grants</i>	A	53.7	-	-	-	53.7	-
<i>SUBTOTAL - Rural Development</i>		<i>53.7</i>	-	-	-	<i>53.7</i>	-
<b>TOTAL - Department of Agriculture (USDA)</b>		<b>200.0</b>	-	<b>79.2</b>	-	<b>279.2</b>	-
<b>Department of Commerce (DOC)</b>							
National Oceanic and Atmospheric Administration (NOAA)							
<i>Coastal Science, Assessment, Response, and Restoration - Office of Response and Restoration - Marine Debris Program - Marine Debris Program BIL Large Scale Removal: Ocean Conservancy</i>	NRE	-	-	0.5	-	0.5	-
<i>Coastal Science, Assessment, Response, and Restoration - Office of Response and Restoration - Marine Debris Program - Marine Debris Program BIL Large Scale Removal: University of Alaska Fairbanks</i>	NRE	0.8	-	-	-	0.8	-

**Bipartisan Infrastructure Law (BIL) Detail by Program**

*dollars in millions*

Agency & Program	Category	2022 - 2023 Actual Obligations		2024+outyears Planned Obligations		Total	
		Disc.	Mand.	Disc.	Mand.	Disc.	Mand.
<i>Coastal Science, Assessment, Response, and Restoration - Office of Response and Restoration - Marine Debris Program - Marine Debris Program BIL Large Scale Removal: WA Department of Natural Resources</i>	NRE	-	-	0.5	-	0.5	-
<i>Coastal Science, Assessment, Response, and Restoration - Office of Response and Restoration - Marine Debris Program- Marine Debris Program BIL Large Scale Removal: National Marine Sanctuary Foundation</i>	NRE	7.9	-	-	-	7.9	-
<i>Coastal Zone Management Grants - Office of Coastal Management - CZM (BIL and IRA)</i>	NRE	5.1	-	-	-	5.1	-
<i>Habitat Conservation and Restoration - Fish Passage</i>	NRE	26.8	-	20.2	-	47.0	-
<i>Habitat Conservation and Restoration - Fisheries Habitat Restoration</i>	NRE	13.1	-	9.2	-	22.2	-
<i>IOOS Regional Observations - U.S. Integrated Ocean Observations System - Various Regional Associations</i>	NRE	1.7	-	2.6	-	4.3	-
<i>National Estuarine Research Reserve System - Office of Coastal Management - NERRS (BIL and IRA)</i>	NRE	0.4	-	-	-	0.4	-



**Bipartisan Infrastructure Law (BIL) Detail by Program**  
dollars in millions

Agency & Program	Category	2022 - 2023 Actual Obligations		2024+outyears Planned Obligations		Total	
		Disc.	Mand.	Disc.	Mand.	Disc.	Mand.
<i>National Sea Grant College Program - Marine Debris Community Action Coalitions: Cultivating a trinational marine debris leadership coalition to find solutions to complex cross-border land-based marine debris</i>	NRE	-	-	0.3	-	0.3	-
<i>National Sea Grant College Program - Marine Debris Community Action Coalitions: Washington CoastSavers Clean Coast Quest</i>	NRE	0.3	-	-	-	0.3	-
<i>Ocean and Coastal Zone Management - Office of Coastal Management - Regional Ocean Partnerships</i>	NRE	1.1	-	2.8	-	3.9	-
<i>Ocean and Coastal Zone Management - Office of Coastal Management - Title IX (National Coastal Resilience Fund)</i>	NRE	9.4	-	-	-	9.4	-
<i>Pacific Coastal Salmon Recovery Fund</i>	NRE	28.4	-	10.9	-	39.3	-
<i>Sustained Ocean Observations and Monitoring - GOMO-ARP: Expanding critical ice and ocean observations in the Arctic</i>	NRE	-	-	2.1	-	2.1	-
<b>SUBTOTAL - National Oceanic and Atmospheric Administration (NOAA)</b>		<b>94.9</b>	<b>-</b>	<b>49.0</b>	<b>-</b>	<b>143.9</b>	<b>-</b>
<b>National Telecommunications and Information Administration</b>							
<i>Digital Equity Program</i>	O	-	-	140.5	-	140.5	-
<i>Tribal Broadband Connectivity Program</i>	O	886.2	-	1,073.7	-	1,959.9	-

**Bipartisan Infrastructure Law (BIL) Detail by Program**  
dollars in millions

Agency & Program	Category	2022 - 2023 Actual Obligations		2024+outyears Planned Obligations		Total	
		Disc.	Mand.	Disc.	Mand.	Disc.	Mand.
<i>SUBTOTAL - National Telecommunications and Information Administration</i>		886.2	-	1,214.2	-	2,100.4	-
<b>TOTAL - Department of Commerce (DOC)</b>		<b>981.1</b>	<b>-</b>	<b>1,263.2</b>	<b>-</b>	<b>2,244.3</b>	<b>-</b>
<b>Department of Energy (DOE)</b>							
Grid Deployment Office							
<i>Grid Resilience State and Tribal Formula Grant program (BIL 40101(d))</i>	E	87.7	-	92.2	-	179.9	-
<i>SUBTOTAL - Grid Deployment Office</i>		87.7	-	92.2	-	179.9	-
Office of Clean Energy Demonstrations - Carbon Capture Demonstrations	E	-	-	7.1	-	7.1	-
State and Community Energy Programs							
<i>Energy Efficiency (EE) Conservation Block Grant</i>	E	-	-	8.8	-	8.8	-
<i>Weatherization Assistance Program (WAP) I/JA</i>	E	-	-	0.7	-	0.7	-
<i>SUBTOTAL - State and Community Energy Programs</i>		-	-	9.5	-	9.5	-
<b>TOTAL - Department of Energy (DOE)</b>		<b>87.7</b>	<b>-</b>	<b>108.8</b>	<b>-</b>	<b>196.5</b>	<b>-</b>
<b>Department of Health and Human Services (HHS)</b>							
Administration for Children and Families (ACF)							
<i>Low Income Home Energy Assistance Program</i>	IS	2.2	-	3.3	-	5.6	-
<i>SUBTOTAL - Administration for Children and Families (ACF)</i>		2.2	-	3.3	-	5.6	-
Indian Health Service (IHS)							

**Bipartisan Infrastructure Law (BIL) Detail by Program**  
dollars in millions

Agency & Program	Category	2022 - 2023 Actual Obligations		2024+outyears Planned Obligations		Total	
		Disc.	Mand.	Disc.	Mand.	Disc.	Mand.
<i>IHS</i>	H	1,372.6	-	2,127.4	-	3,500.0	-
<i>SUBTOTAL - Indian Health Service (IHS)</i>		1,372.6	-	2,127.4	-	3,500.0	-
<b>TOTAL - Department of Health and Human Services (HHS)</b>		<b>1,374.8</b>	<b>-</b>	<b>2,130.7</b>	<b>-</b>	<b>3,505.6</b>	<b>-</b>
<b>Department of Homeland Security (DHS)</b>							
Federal Emergency Management Agency (FEMA)							
<i>Tribal Cyber State and Local Funding - BIL - Tribal Cybersecurity Grant Program (TCGP)</i>	O	-	-	18.2	-	18.2	-
<i>SUBTOTAL - Federal Emergency Management Agency (FEMA)</i>		-	-	18.2	-	18.2	-
<b>TOTAL - Department of Homeland Security (DHS)</b>		<b>-</b>	<b>-</b>	<b>18.2</b>	<b>-</b>	<b>18.2</b>	<b>-</b>
<b>Department of the Interior (DOI)</b>							
Bureau of Indian Affairs (BIA)							
<i>Blackfeet Settlement Trust Fund</i>	NRE	-	111.3	-	-	-	111.3
<i>Construction</i>	O	76.0	-	174.0	-	250.0	-
<i>Navajo Utah Settlement Trust Fund</i>	NRE	-	249.5	-	-	-	249.5
<i>Operation of Indian Programs</i>	O	16.4	-	199.6	-	216.0	-
<i>Selis-Qlispe Ksanka Settlement Trust Fund</i>	NRE	-	1,179.5	-	-	-	1,179.5
<i>White Mountain Apache Tribe (WMAT) Settlement Fund</i>	NRE	-	78.5	-	-	-	78.5
<i>SUBTOTAL - Bureau of Indian Affairs (BIA)</i>		<i>92.4</i>	<i>1,618.8</i>	<i>373.6</i>	<i>-</i>	<i>466.0</i>	<i>1,618.8</i>
Bureau of Reclamation (BOR)	O	-	579.7	-	690.3	-	1,269.9
DOI Office of Wildland Fire (OWF)	O	67.1	-	141.9	-	209.0	-

**Bipartisan Infrastructure Law (BIL) Detail by Program**  
dollars in millions

Agency & Program	Category	2022 - 2023 Actual Obligations		2024+outyears Planned Obligations		Total	
		Disc.	Mand.	Disc.	Mand.	Disc.	Mand.
Fish and Wildlife Service (FWS)	NRE	34.5	-	80.0	-	114.5	-
Office of Surface Mining Reclamation and Enforcement (OSMRE)	NRE	1.7	-	22.5	-	24.2	-
Office of the Secretary							
<i>Energy Community Revitalization Program (ECRP) Native American Funding</i>	NRE	39.4	-	106.0	-	145.4	-
<i>IJJA/BIL Ecosystem Restoration Program Native American Funding</i>	NRE	106.8	-	58.1	-	164.9	-
<i>SUBTOTAL - Office of the Secretary</i>		<i>146.2</i>	<i>-</i>	<i>164.1</i>	<i>-</i>	<i>310.3</i>	<i>-</i>
United States Geological Survey (USGS)	NRE	2.1	-	0.3	-	2.3	-
<b>TOTAL - Department of the Interior (DOI)</b>		<b>343.8</b>	<b>2,198.5</b>	<b>782.5</b>	<b>690.3</b>	<b>1,126.3</b>	<b>2,888.8</b>
<b>Department of Transportation (DOT)</b>							
Federal Highway Administration							
<i>Nationally Significant Federal Lands and Tribal Projects Program</i>	T	-	-	-	275.0	-	275.0
<i>Tribal Transportation Facility Bridges</i>	T	148.5	-	776.5	100.0	925.0	100.0
<i>Tribal Transportation Program</i>	T	-	442.5	-	2,569.3	-	3,011.8
<i>SUBTOTAL - Federal Highway Administration</i>		<i>148.5</i>	<i>442.5</i>	<i>776.5</i>	<i>2,944.3</i>	<i>925.0</i>	<i>3,386.8</i>
Federal Transit Administration - Public Transportation on Indian Reservations Competitive And Formula	T	22.0	-	207.0	-	229.0	-
National Highway Traffic Safety Administration (NHTSA) - Highway Safety Programs - Title 23 USC Section 402	T	0.9	-	1.2	-	2.1	-
<b>TOTAL - Department of Transportation (DOT)</b>		<b>171.3</b>	<b>442.5</b>	<b>984.8</b>	<b>2,944.3</b>	<b>1,156.1</b>	<b>3,386.8</b>

**Bipartisan Infrastructure Law (BIL) Detail by Program**

*dollars in millions*

Agency & Program	Category	2022 - 2023 Actual Obligations		2024+outyears Planned Obligations		Total	
		Disc.	Mand.	Disc.	Mand.	Disc.	Mand.
<b>Environmental Protection Agency (EPA)</b>							
Air Programs	NRE	287.4	-	235.9	-	523.3	-
Chemical Safety and Pollution Prevention (OCSPP)	NRE	1.5	-	-	-	1.5	-
Office of Land and Emergency Management (OLEM) Programs	NRE	69.2	-	77.3	-	146.4	-
Water Programs (OW) (includes State Revolving Funds (SRFs))	NRE	322.7	-	176.6	-	499.3	-
<b>TOTAL - Environmental Protection Agency (EPA)</b>		<b>680.8</b>	<b>-</b>	<b>489.8</b>	<b>-</b>	<b>1,170.6</b>	<b>-</b>
<b>Federal Communications Commission (FCC)</b>							
Affordable Connectivity Program	O	305.1	-	166.0	-	471.1	-
<b>TOTAL - Federal Communications Commission (FCC)</b>		<b>305.1</b>	<b>-</b>	<b>166.0</b>	<b>-</b>	<b>471.1</b>	<b>-</b>

**Bipartisan Infrastructure Law (BIL) Detail by Category**

*dollars in millions*

Agency & Program	2022 - 2023 Actual Obligations		2024+outyears Planned Obligations		Total	
	Disc.	Mand.	Disc.	Mand.	Disc.	Mand.
<b>Agriculture Category</b>						
<b>Department of Agriculture (USDA)</b>						
Rural Development						
<i>ReConnect Grants</i>	53.7	-	-	-	53.7	-
<b>TOTAL - Agriculture Category</b>	53.7	-	-	-	53.7	-
<b>Education and training Category</b>						
<b>Department of Agriculture (USDA)</b>						
Forest Service						
<i>National Partnership Office</i>	-	-	1.1	-	1.1	-
<b>TOTAL - Education and training Category</b>	-	-	1.1	-	1.1	-
<b>Energy Category</b>						
<b>Department of Energy (DOE)</b>						
Grid Deployment Office						
<i>Grid Resilience State and Tribal     Formula Grant program (BIL     40101(d))</i>	87.7	-	92.2	-	179.9	-
Office of Clean Energy Demonstrations - Carbon Capture Demonstrations	-	-	7.1	-	7.1	-
State and Community Energy Programs						
<i>Energy Efficiency (EE) Conservation     Block Grant</i>	-	-	8.8	-	8.8	-
<i>Weatherization Assistance Program     (WAP) IJJA</i>	-	-	0.7	-	0.7	-

**Bipartisan Infrastructure Law (BIL) Detail by Category**

*dollars in millions*

Agency & Program	2022 - 2023 Actual Obligations		2024+outyears Planned Obligations		Total	
	Disc.	Mand.	Disc.	Mand.	Disc.	Mand.
<i>SUBTOTAL - Department of Energy (DOE)</i>	87.7	-	108.8	-	196.5	-
<b>TOTAL - Energy</b>	87.7	-	108.8	-	196.5	-
<b>Health Category</b>						
<b>Department of Health and Human Services (HHS)</b>						
Indian Health Service (IHS)						
<i>IHS</i>	1,372.6	-	2,127.4	-	3,500.0	-
<b>TOTAL - Health Category</b>	1,372.6	-	2,127.4	-	3,500.0	-
<b>Income Support</b>						
<b>Department of Health and Human Services (HHS)</b>						
Administration for Children and Families (ACF)						
<i>Low Income Home Energy Assistance Program</i>	2.2	-	3.3	-	5.6	-
<b>TOTAL - Income Support Category</b>	2.2	-	3.3	-	5.6	-
<b>Natural resources and environment Category</b>						
<b>Department of Agriculture (USDA)</b>						
Forest Service						
<i>Cooperative Forestry</i>	3.0	-	-	-	3.0	-
<i>Forest Health Protection</i>	1.0	-	2.0	-	3.0	-

**Bipartisan Infrastructure Law (BIL) Detail by Category**

*dollars in millions*

Agency & Program	2022 - 2023 Actual Obligations		2024+outyears Planned Obligations		Total	
	Disc.	Mand.	Disc.	Mand.	Disc.	Mand.
<i>Forest Management, Range Management and Vegetation Ecology</i>	5.6	-	18.0	-	23.6	-
<i>Hazardous Fuels</i>	8.6	-	18.0	-	26.6	-
<i>Joint Chiefs</i>	-	-	5.8	-	5.8	-
<i>Other Programs</i>	9.2	-	3.4	-	12.6	-
<i>Reverse 911</i>	-	-	12.9	-	12.9	-
<i>Risk Mapping</i>	0.9	-	-	-	0.9	-
<i>Wildland Fire Management (WFM) Potential Operational Delineations (PODs)</i>	3.0	-	3.0	-	6.0	-
Natural Resources Conservation Service (NRCS)						
<i>Emergency Watershed Protection Program</i>	33.0	-	5.0	-	38.0	-
<i>Watershed and Flood Prevention Operations</i>	80.0	-	10.0	-	90.0	-
<i>Watershed Rehabilitation</i>	2.0	-	-	-	2.0	-
<b>SUBTOTAL - Department of Agriculture (USDA)</b>	<b>146.3</b>	<b>-</b>	<b>78.1</b>	<b>-</b>	<b>224.4</b>	<b>-</b>
<b>Department of Commerce (DOC)</b>						
National Oceanic and Atmospheric Administration (NOAA)						



**Bipartisan Infrastructure Law (BIL) Detail by Category**

*dollars in millions*

Agency & Program	2022 - 2023 Actual Obligations		2024+outyears Planned Obligations		Total	
	Disc.	Mand.	Disc.	Mand.	Disc.	Mand.
<i>Coastal Science, Assessment, Response, and Restoration - Office of Response and Restoration - Marine Debris Program - Marine Debris Program BIL Large Scale Removal: Ocean Conservancy</i>	-	-	0.5	-	0.5	-
<i>Coastal Science, Assessment, Response, and Restoration - Office of Response and Restoration - Marine Debris Program - Marine Debris Program BIL Large Scale Removal: University of Alaska Fairbanks</i>	0.8	-	-	-	0.8	-
<i>Coastal Science, Assessment, Response, and Restoration - Office of Response and Restoration - Marine Debris Program - Marine Debris Program BIL Large Scale Removal: WA Department of Natural Resources</i>	-	-	0.5	-	0.5	-

**Bipartisan Infrastructure Law (BIL) Detail by Category**

*dollars in millions*

Agency & Program	2022 - 2023 Actual Obligations		2024+outyears Planned Obligations		Total	
	Disc.	Mand.	Disc.	Mand.	Disc.	Mand.
<i>Coastal Science, Assessment, Response, and Restoration - Office of Response and Restoration - Marine Debris Program- Marine Debris Program BIL Large Scale Removal: National Marine Sanctuary Foundation</i>	7.9	-	-	-	7.9	-
<i>Coastal Zone Management Grants - Office of Coastal Management - CZM (BIL and IRA)</i>	5.1	-	-	-	5.1	-
<i>Habitat Conservation and Restoration - Fish Passage</i>	26.8	-	20.2	-	47.0	-
<i>Habitat Conservation and Restoration - Fisheries Habitat Restoration</i>	13.1	-	9.2	-	22.2	-
<i>IOOS Regional Observations - U.S. Integrated Ocean Observations System - Various Regional Associations</i>	1.7	-	2.6	-	4.3	-
<i>National Estuarine Research Reserve System - Office of Coastal Management - NERRS (BIL and IRA)</i>	0.4	-	-	-	0.4	-

**Bipartisan Infrastructure Law (BIL) Detail by Category**

*dollars in millions*

Agency & Program	2022 - 2023		2024+outyears		Total	
	Actual Obligations		Planned Obligations			
	Disc.	Mand.	Disc.	Mand.	Disc.	Mand.
<i>National Sea Grant College Program - Marine Debris Community Action Coalitions: Cultivating a trinational marine debris leadership coalition to find solutions to complex cross-border land-based marine debris</i>	-	-	0.3	-	0.3	-
<i>National Sea Grant College Program - Marine Debris Community Action Coalitions: Washington CoastSavers Clean Coast Quest</i>	0.3	-	-	-	0.3	-
<i>Ocean and Coastal Zone Management - Office of Coastal Management - Regional Ocean Partnerships</i>	1.1	-	2.8	-	3.9	-
<i>Ocean and Coastal Zone Management - Office of Coastal Management - Title IX (National Coastal Resilience Fund)</i>	9.4	-	-	-	9.4	-
<i>Pacific Coastal Salmon Recovery Fund</i>	28.4	-	10.9	-	39.3	-
<i>Sustained Ocean Observations and Monitoring - GOMO-ARP: Expanding critical ice and ocean observations in the Arctic</i>	-	-	2.1	-	2.1	-

**Bipartisan Infrastructure Law (BIL) Detail by Category**  
dollars in millions

Agency & Program	2022 - 2023 Actual Obligations		2024+outyears Planned Obligations		Total	
	Disc.	Mand.	Disc.	Mand.	Disc.	Mand.
<i>SUBTOTAL - Department of Commerce (DOC)</i>	94.9	-	49.0	-	143.9	-
<b>Department of the Interior (DOI)</b>						
Bureau of Indian Affairs (BIA)						
<i>Blackfeet Settlement Trust Fund</i>	-	111.3	-	-	-	111.3
<i>Navajo Utah Settlement Trust Fund</i>	-	249.5	-	-	-	249.5
<i>Selis-Qlispe Ksanka Settlement Trust Fund</i>	-	1,179.5	-	-	-	1,179.5
<i>White Mountain Apache Tribe (WMAT) Settlement Fund</i>	-	78.5	-	-	-	78.5
Fish and Wildlife Service (FWS)	34.5	-	80.0	-	114.5	-
Office of Surface Mining Reclamation and Enforcement (OSMRE)	1.7	-	22.5	-	24.2	-
Office of the Secretary						
<i>Energy Community Revitalization Program (ECRP) Native American Funding</i>	39.4	-	106.0	-	145.4	-
<i>IIJA/BIL Ecosystem Restoration Program Native American Funding</i>	106.8	-	58.1	-	164.9	-
United States Geological Survey (USGS)	2.1	-	0.3	-	2.3	-
<i>SUBTOTAL - Department of the Interior (DOI)</i>	184.4	1,618.8	266.9	-	451.3	1,618.8
<b>Environmental Protection Agency (EPA)</b>						

**Bipartisan Infrastructure Law (BIL) Detail by Category**

*dollars in millions*

Agency & Program	2022 - 2023 Actual Obligations		2024+outyears Planned Obligations		Total	
	Disc.	Mand.	Disc.	Mand.	Disc.	Mand.
Air Programs	287.4	-	235.9	-	523.3	-
Chemical Safety and Pollution Prevention (OCSP)	1.5	-	-	-	1.5	-
Office of Land and Emergency Management (OLEM) Programs	69.2	-	77.3	-	146.4	-
Water Programs (OW) (includes State Revolving Funds (SRFs))	322.7	-	176.6	-	499.3	-
<i>SUBTOTAL - Environmental Protection Agency (EPA)</i>	<i>680.8</i>	<i>-</i>	<i>489.8</i>	<i>-</i>	<i>1,170.6</i>	<i>-</i>
<b>TOTAL - Natural resources and environment Category</b>	<b>1,106.4</b>	<b>1,618.8</b>	<b>883.8</b>	<b>-</b>	<b>1,990.1</b>	<b>1,618.8</b>
<b>Other Category</b>						
<b>Army Corps of Engineers (USACE)</b>						
Tribal Fishing Access	20.8	-	26.9	-	47.6	-
<b>Denali Commission (Denali)</b>						
Denali Commission Grant Funding	31.1	-	57.2	-	88.3	-
<b>Department of Commerce (DOC)</b>						
National Telecommunications and Information Administration						
<i>Digital Equity Program</i>	<i>-</i>	<i>-</i>	<i>140.5</i>	<i>-</i>	<i>140.5</i>	<i>-</i>
<i>Tribal Broadband Connectivity Program</i>	<i>886.2</i>	<i>-</i>	<i>1,073.7</i>	<i>-</i>	<i>1,959.9</i>	<i>-</i>
<i>SUBTOTAL - Department of Commerce (DOC)</i>	<i>886.2</i>	<i>-</i>	<i>1,214.2</i>	<i>-</i>	<i>2,100.4</i>	<i>-</i>
<b>Department of Homeland Security (DHS)</b>						

**Bipartisan Infrastructure Law (BIL) Detail by Category**

*dollars in millions*

Agency & Program	2022 - 2023 Actual Obligations		2024+outyears Planned Obligations		Total	
	Disc.	Mand.	Disc.	Mand.	Disc.	Mand.
Federal Emergency Management Agency (FEMA)						
<i>Tribal Cyber State and Local Funding - BIL - Tribal Cybersecurity Grant Program (TCGP)</i>	-	-	18.2	-	18.2	-
<b>Department of the Interior (DOI)</b>						
Bureau of Indian Affairs (BIA)						
<i>Construction</i>	76.0	-	174.0	-	250.0	-
<i>Operation of Indian Programs</i>	16.4	-	199.6	-	216.0	-
Bureau of Reclamation (BOR)	-	579.7	-	690.3	-	1,269.9
DOI Office of Wildland Fire (OWF)	67.1	-	141.9	-	209.0	-
<i>SUBTOTAL - Department of the Interior (DOI)</i>	159.4	579.7	515.6	690.3	675.0	1,269.9
<b>Federal Communications Commission (FCC)</b>						
Affordable Connectivity Program	305.1	-	166.0	-	471.1	-
Universal Service Fund	-	-	-	-	-	-
<i>SUBTOTAL - Federal Communications Commission (FCC)</i>	305.1	-	166.0	-	471.1	-
<b>TOTAL - Other Category</b>	1,402.6	579.7	1,998.0	690.3	3,400.5	1,269.9
<b>Transportation Category</b>						
<b>Department of Transportation (DOT)</b>						
Federal Highway Administration						

**Bipartisan Infrastructure Law (BIL) Detail by Category**

*dollars in millions*

Agency & Program	2022 - 2023 Actual Obligations		2024+outyears Planned Obligations		Total	
	Disc.	Mand.	Disc.	Mand.	Disc.	Mand.
<i>Nationally Significant Federal Lands and Tribal Projects Program</i>	-	-	-	275.0	-	275.0
<i>Tribal Transportation Facility Bridges</i>	148.5	-	776.5	100.0	925.0	100.0
<i>Tribal Transportation Program</i>	-	442.5	-	2,569.3	-	3,011.8
Federal Transit Administration - Public Transportation on Indian Reservations Competitive And Formula	22.0	-	207.0	-	229.0	-
National Highway Traffic Safety Administration (NHTSA) - Highway Safety Programs - Title 23 USC Section 402	0.9	-	1.2	-	2.1	-
<i>SUBTOTAL - Department of Transportation (DOT)</i>	171.3	442.5	984.8	2,944.3	1,156.1	3,386.8
<b>TOTAL - Transportation Category</b>	171.3	442.5	984.8	2,944.3	1,156.1	3,386.8

### Inflation Reduction Act (IRA) Detail by Program

*dollars in millions*

Agency & Program	Category	2022 - 2023 Actual Obligations	2024+outyears Planned Obligations	Total
<b>Department of Agriculture (USDA)</b>				
Forest Service				
<i>Cooperative Forestry</i>	NRE	1.3	34.4	35.7
<i>Ecosystem Management Coordination</i>	NRE	2.0	6.0	8.0
<i>National Partnership Office</i>	ET	-	3.0	3.0
<i>Other Programs</i>	NRE	0.3	-	0.3
<i>SUBTOTAL - Forest Service</i>		<i>3.6</i>	<i>43.4</i>	<i>47.0</i>
National Institute of Food and Agriculture				
<i>IRA - Tribal Extension Program</i>	A	5.0	-	5.0
<i>SUBTOTAL - National Institute of Food and Agriculture</i>		<i>5.0</i>	<i>-</i>	<i>5.0</i>
Natural Resources Conservation Service (NRCS)				
<i>Conservation Stewardship Program</i>	NRE	2.5	30.0	32.5
<i>Environmental Quality Incentives Program</i>	NRE	5.0	164.0	169.0
<i>Regional Conservation Partnership Program</i>	NRE	2.5	47.0	49.5
<i>SUBTOTAL - Natural Resources Conservation Service (NRCS)</i>		<i>10.0</i>	<i>241.0</i>	<i>251.0</i>
Office of the Secretary - Office of Tribal Relations				
	ET	0.4	2.5	2.9
Rural Development				
<i>IRA Sec 22001 Additional Funding from Electric Loans for Renewable Energy</i>	A	-	305.6	305.6
<i>SUBTOTAL - Rural Development</i>		<i>-</i>	<i>305.6</i>	<i>305.6</i>
<b>TOTAL - Department of Agriculture (USDA)</b>		<b>19.0</b>	<b>592.5</b>	<b>611.5</b>
<b>Department of Commerce (DOC)</b>				



**Inflation Reduction Act (IRA) Detail by Program**

*dollars in millions*

Agency & Program	Category	2022 - 2023 Actual Obligations	2024+outyears Planned Obligations	Total
National Oceanic and Atmospheric Administration (NOAA)				
<i>Coastal Zone Management Grants - Office of Coastal Management - CZM (BIL and IRA)</i>	NRE	2.1	-	2.1
<i>Habitat Conservation and Restoration - Fish Passage</i>	NRE	-	81.7	81.7
<i>Habitat Conservation and Restoration - Fisheries Habitat Restoration</i>	NRE	2.4	38.0	40.4
<i>IOOS Regional Observations - U.S. Integrated Ocean Observations System - Various Regional Associations</i>	NRE	-	5.3	5.3
<i>National Estuarine Research Reserve System - Office of Coastal Management - NERRS (BIL and IRA)</i>	NRE	3.4	-	3.4
<i>National Sea Grant College Program - Marine Debris Community Action Coalitions: Advancing Equitable Resources to Marine Debris Solutions Through California's Ocean Litter Strategy</i>	NRE	0.3	-	0.3
<i>National Sea Grant College Program - Climate-Ready Workforce: Expanding and Strengthening an Indigenous Workforce for Climate Resilience in Alaska</i>	ET	-	2.3	2.3

### Inflation Reduction Act (IRA) Detail by Program

*dollars in millions*

Agency & Program	Category	2022 - 2023 Actual Obligations	2024+outyears Planned Obligations	Total
<i>National Sea Grant College Program - Climate-Ready Workforce: Tribal Stewards: Cultivating Tribal Leadership &amp; Equity in Natural Resource Co-Stewardship &amp; Climate Resilience</i>	ET	-	9.3	9.3
<i>Ocean and Coastal Zone Management - Office of Coastal Management - Arctic</i>	NRE	0.9	2.2	3.1
<i>Ocean and Coastal Zone Management - Office of Coastal Management - IRA Climate Resilience Regional Challenge</i>	NRE	-	152.4	152.4
<i>Ocean and Coastal Zone Management - Office of Coastal Management - Title IX (National Coastal Resilience Fund)</i>	NRE	0.6	-	0.6
<i>Pacific Coastal Salmon Recovery Fund</i>	NRE	7.5	7.5	15.0
<i>Regional Climate and Data Information - National Integrated Drought Information System (NIDIS)</i>	NRE	-	2.0	2.0
<i>Salmon Management Activities</i>	NRE	60.0	240.0	300.0
<i>Sustained Ocean Observations and Monitoring - GOMO-ARP: Improving research, data, and products for Alaska and the Pacific Arctic region's climate and ecosystem changes</i>	NRE	-	3.8	3.8
<i>SUBTOTAL - National Oceanic and Atmospheric Administration (NOAA)</i>		77.2	544.4	621.7
<b>TOTAL - Department of Commerce (DOC)</b>		<b>77.2</b>	<b>544.4</b>	<b>621.7</b>

### Inflation Reduction Act (IRA) Detail by Program

*dollars in millions*

Agency & Program	Category	2022 - 2023 Actual Obligations	2024+outyears Planned Obligations	Total
<b>Department of Energy (DOE)</b>				
Tribal Energy Loan Guarantee Program (TELGP) - Administration	E	1.0	74.0	75.0
State and Community Energy Programs				
<i>High Efficiency Electric Homes Rebate Program-Tribes IRA</i>	E	-	225.0	225.0
<i>SUBTOTAL - State and Community Energy Programs</i>		-	225.0	225.0
<b>TOTAL - Department of Energy (DOE)</b>		<b>1.0</b>	<b>299.0</b>	<b>300.0</b>
<b>Department of Homeland Security (DHS)</b>				
Customs and Border Protection				
<i>CBP-Tribal Law Enforcement Weapons Training Facilities</i>	ET	-	4.5	4.5
<i>SUBTOTAL - Customs and Border Protection</i>		-	4.5	4.5
<b>TOTAL - Department of Homeland Security (DHS)</b>		<b>-</b>	<b>4.5</b>	<b>4.5</b>
<b>Department of the Interior (DOI)</b>				
Bureau of Indian Affairs (BIA)				
<i>Operation of Indian Programs</i>	O	1.3	379.2	380.5
<i>SUBTOTAL - Bureau of Indian Affairs (BIA)</i>		<i>1.3</i>	<i>379.2</i>	<i>380.5</i>
Bureau of Indian Education (BIE)				
Bureau of Reclamation (BOR)	O	-	222.6	222.6
National Park Service (NPS)	O	1.6	12.1	13.8
Office of the Secretary				

<b>Inflation Reduction Act (IRA) Detail by Program</b>				
<i>dollars in millions</i>				
Agency & Program	Category	2022 - 2023 Actual Obligations	2024+outyears Planned Obligations	Total
<i>Office of Environmental Policy and Compliance (OEPC) IRA Section 50303, Permitting</i>	NRE	0.3	0.2	0.5
<i>SUBTOTAL - Office of the Secretary</i>		<i>0.3</i>	<i>0.2</i>	<i>0.5</i>
<b>TOTAL - Department of the Interior (DOI)</b>		<b>3.2</b>	<b>614.2</b>	<b>617.4</b>
<b>Environmental Protection Agency (EPA)</b>				
Office of Administrator	NRE	-	1,601.0	1,601.0
Air Programs	NRE	26.6	357.7	384.2
Environmental Justice (OEJECR) - Environmental Justice Government-to-Government (EJG2G) program	NRE	-	6.0	6.0
<b>TOTAL - Environmental Protection Agency (EPA)</b>		<b>26.6</b>	<b>1,964.7</b>	<b>1,991.2</b>
<b>Federal Permitting Improvement Steering Council (FPISC)</b>				
Tribal Consultation Improvement Programs	O	-	16.6	16.6
<b>Total, all Programs</b>		<b>127.0</b>	<b>4,035.9</b>	<b>4,162.9</b>

**Inflation Reduction Act (IRA) Detail by Category**

*dollars in millions*

Agency & Program	2022 - 2023 Actual Obligations	2024+outyears Planned Obligations	Total
<b>Agriculture Category</b>			
<b>Department of Agriculture (USDA)</b>			
National Institute of Food and Agriculture			
<i>IRA - Tribal Extension Program</i>	5.0	-	5.0
Rural Development			
<i>IRA Sec 22001 Additional Funding from Electric Loans for Renewable Energy</i>	-	305.6	305.6
<b>TOTAL - Agriculture Category</b>	5.0	305.6	310.6
<b>Education and training Category</b>			
<b>Department of Agriculture (USDA)</b>			
Forest Service			
<i>National Partnership Office</i>	-	3.0	3.0
<b>Department of Commerce (DOC)</b>			
National Oceanic and Atmospheric Administration (NOAA)			
<i>National Sea Grant College Program - Climate-Ready Workforce: Expanding and Strengthening an Indigenous Workforce for Climate Resilience in Alaska</i>	-	2.3	2.3
<i>National Sea Grant College Program - Climate-Ready Workforce: Tribal Stewards: Cultivating Tribal Leadership &amp; Equity in Natural Resource Co-Stewardship &amp; Climate Resilience</i>	-	9.3	9.3
<i>SUBTOTAL - Department of Commerce (DOC)</i>	-	11.6	11.6
<b>Department of Homeland Security (DHS)</b>			
Customs and Border Protection			
<i>CBP-Tribal Law Enforcement Weapons Training Facilities</i>	-	4.5	4.5
<i>SUBTOTAL - Department of Homeland Security (DHS)</i>	-	4.5	4.5

**Inflation Reduction Act (IRA) Detail by Category**  
dollars in millions

Agency & Program	2022 - 2023 Actual Obligations	2024+outyears Planned Obligations	Total
<b>TOTAL - Education and training Category</b>	-	19.1	19.1
<b>Energy Category</b>			
<b>Department of Agriculture (USDA)</b>			
Office of the Secretary - Office of Tribal Relations	0.4	2.5	2.9
<b>Department of Energy (DOE)</b>			
Tribal Energy Loan Guarantee Program (TELGP) - Administration	1.0	74.0	75.0
State and Community Energy Programs			
<i>High Efficiency Electric Homes Rebate Program-Tribes IRA</i>	-	225.0	225.0
<i>SUBTOTAL - Department of Energy (DOE)</i>	1.0	299.0	300.0
<b>TOTAL - Energy</b>	1.4	301.5	302.9
<b>Natural resources and environment Category</b>			
<b>Department of Agriculture (USDA)</b>			
Forest Service			
<i>Cooperative Forestry</i>	1.3	34.4	35.7
<i>Ecosystem Management Coordination</i>	2.0	6.0	8.0
<i>Other Programs</i>	0.3	-	0.3
Natural Resources Conservation Service (NRCS)			
<i>Conservation Stewardship Program</i>	2.5	30.0	32.5
<i>Environmental Quality Incentives Program</i>	5.0	164.0	169.0
<i>Regional Conservation Partnership Program</i>	2.5	47.0	49.5
<i>SUBTOTAL - Department of Agriculture (USDA)</i>	13.6	281.4	295.0
<b>Department of Commerce (DOC)</b>			
National Oceanic and Atmospheric Administration (NOAA)			

### Inflation Reduction Act (IRA) Detail by Category

*dollars in millions*

Agency & Program	2022 - 2023 Actual Obligations	2024+outyears Planned Obligations	Total
<i>Coastal Zone Management Grants - Office of Coastal Management - CZM (BIL and IRA)</i>	2.1	-	2.1
<i>Habitat Conservation and Restoration - Fish Passage</i>	-	81.7	81.7
<i>Habitat Conservation and Restoration - Fisheries Habitat Restoration</i>	2.4	38.0	40.4
<i>IOOS Regional Observations - U.S. Integrated Ocean Observations System - Various Regional Associations</i>	-	5.3	5.3
<i>National Estuarine Research Reserve System - Office of Coastal Management - NERRS (BIL and IRA)</i>	3.4	-	3.4
<i>National Sea Grant College Program - Marine Debris Community Action Coalitions: Advancing Equitable Resources to Marine Debris Solutions Through California's Ocean Litter Strategy</i>	0.3	-	0.3
<i>Ocean and Coastal Zone Management - Office of Coastal Management - Arctic</i>	0.9	2.2	3.1
<i>Ocean and Coastal Zone Management - Office of Coastal Management - IRA Climate Resilience Regional Challenge</i>	-	152.4	152.4
<i>Ocean and Coastal Zone Management - Office of Coastal Management - Title IX (National Coastal Resilience Fund)</i>	0.6	-	0.6
<i>Pacific Coastal Salmon Recovery Fund</i>	7.5	7.5	15.0
<i>Regional Climate and Data Information - National Integrated Drought Information System (NIDIS)</i>	-	2.0	2.0
<i>Salmon Management Activities</i>	60.0	240.0	300.0
<i>Sustained Ocean Observations and Monitoring - GOMO-ARP: Improving research, data, and products for Alaska and the Pacific Arctic region's climate and ecosystem changes</i>	-	3.8	3.8

**Inflation Reduction Act (IRA) Detail by Category**

*dollars in millions*

<b>Agency &amp; Program</b>	<b>2022 - 2023 Actual Obligations</b>	<b>2024+outyears Planned Obligations</b>	<b>Total</b>
<i>SUBTOTAL - Department of Commerce (DOC)</i>	77.2	532.8	610.1
<b>Department of the Interior (DOI)</b>			
Office of the Secretary			
<i>Office of Environmental Policy and Compliance (OEPC) IRA Section 50303, Permitting</i>	0.3	0.2	0.5
<b>Environmental Protection Agency (EPA)</b>			
Office of Administrator	-	1,601.0	1,601.0
Air Programs	26.6	357.7	384.2
Environmental Justice (OEJECR) - Environmental Justice Government-to-Government (EJG2G) program	-	6.0	6.0
<i>SUBTOTAL - Environmental Protection Agency (EPA)</i>	26.6	1,964.7	1,991.2
<b>TOTAL - Natural resources and environment Category</b>	117.7	2,779.1	2,896.8
<b>Other Category</b>			
<b>Department of the Interior (DOI)</b>			
Bureau of Indian Affairs (BIA)			
<i>Operation of Indian Programs</i>	1.3	379.2	380.5
Bureau of Reclamation (BOR)	-	222.6	222.6
National Park Service (NPS)	1.6	12.1	13.8
<i>SUBTOTAL - Department of the Interior (DOI)</i>	2.9	614.0	616.9
<b>Federal Permitting Improvement Steering Council (FPISC)</b>			
Tribal Consultation Improvement Programs	-	16.6	16.6
<b>TOTAL - Other Category</b>	2.9	630.6	633.5
<b>Total, all Categories</b>	127.0	4,035.9	4,162.9



# PROGRAM DETAIL APPENDIX

---

This Appendix provides detailed information for each Program reported in this Crosscut (as applicable):

- Department
- Bureau
- Program Name
- Category
- Annual Budget and Appropriations Funding
- Bipartisan Infrastructure Law Funding
- Inflation Reduction Act Funding
- Description of major changes from 2024 Enacted in the 2025 President's Budget Request
- Description of the reported data, including agency methods for data reporting
- Description of how funds are expended

**Advisory Council on Historic Preservation (ACHP) – Native American Initiatives and Affairs**

*Program Category: Natural resources and environment*

<b>Annual Budget and Appropriations (dollars in millions)</b>													
2023 President's Budget Request		2023 Enacted				2024 President's Budget Request		2024 Enacted			2025 President's Budget Request		
Disc.	Mand.	Disc.	Mand.	Disaster Supp.	Advance Approps. for 2024	Disc.	Mand.	Disc.	Mand.	Advance Approps. for 2025	Disc.	Mand.	Advance Approps. for 2026
\$1	\$-	\$1	\$-	\$-	\$-	\$1	\$-	\$1	\$-	\$-	\$1	\$-	\$-

<b>Bipartisan Infrastructure Law (BIL) (dollars in millions)</b>					
2022 - 2023 Actual Obligations		2024+outyears Planned Obligations		Total	
Disc.	Mand.	Disc.	Mand.	Disc.	Mand.
\$-	\$-	\$-	\$-	\$-	\$-

<b>Inflation Reduction Act (IRA) (dollars in millions)</b>		
2022 - 2023 Actual Obligations	2024+outyears Planned Obligations	Total
\$-	\$-	\$-

**Description of major changes from 2024 Enacted in the 2025 President's Budget Request:**

No major changes.

**Description of reported data:**

The level of funding presented is the calculated cost of supporting ACHP's Office of Native American Affairs, a division within ACHP that operates in whole for the benefit of Native Americans.

**Description of how funds are expended:**

The expending of the funds would be best described as in support of a direct service program for Native Americans, with ACHP's Office of Native American Affairs providing services that includes advising the ACHP leadership and staff on policy and program matters related to Native American issues, and offering technical assistance and outreach for tribal and Native Hawaiian Organization consultation under the Section 106 review process.

**Alyce Spotted Bear and Walter Soboleff Commission on Native Children (CNC)** – Study of programs that serve Tribal children

*Program Category: Housing and community development*

<b>Annual Budget and Appropriations (dollars in millions)</b>													
2023 President’s Budget Request		2023 Enacted				2024 President’s Budget Request		2024 Enacted			2025 President’s Budget Request		
Disc.	Mand.	Disc.	Mand.	Disaster Supp.	Advance Approps. for 2024	Disc.	Mand.	Disc.	Mand.	Advance Approps. for 2025	Disc.	Mand.	Advance Approps. for 2026
\$-	\$-	\$0.6	\$-	\$-	\$-	\$-	\$-	\$-	\$-	\$-	\$-	\$-	\$-

<b>Bipartisan Infrastructure Law (BIL) (dollars in millions)</b>					
2022 - 2023 Actual Obligations		2024+outyears Planned Obligations		Total	
Disc.	Mand.	Disc.	Mand.	Disc.	Mand.
\$-	\$-	\$-	\$-	\$-	\$-

<b>Inflation Reduction Act (IRA) (dollars in millions)</b>		
2022 - 2023 Actual Obligations	2024+outyears Planned Obligations	Total
\$-	\$-	\$-

**Description of major changes from 2024 Enacted in the 2025 President’s Budget Request:**

The Commission on Native Children published their report, The Way Forward, in February 2024 and will sunset by the end of FY 2024. Therefore, the 2025 Budget does not propose additional funding for the Commission.

**Description of reported data:**

The Alyce Spotted Bear and Walter Soboleff Commission on Native Children was established by Public Law 114-244 to conduct a comprehensive study of Federal, State, local, and tribal programs that serve Native children, and to make recommendations on ways those programs can be improved. This report was published in February 2024 and is available at <https://commissiononnativechildren.org/reports/TheWayForward.pdf>. For its operations, the Commission received support from federal agencies including the Department of the Interior (DOI) and terminated 90 days after submission of the comprehensive report. The Commission was housed and funded under DOJ from its creation in 2016 through 2018. The 2020 Interior appropriations bill made it independent; DOI provided the Commission with administrative support.

**Description of how funds are expended:**

Direct implementation activities

**Army Corps of Engineers (USACE) – Tribal Fishing Access**

Program Category: Other

Annual Budget and Appropriations (dollars in millions)													
2023 President's Budget Request		2023 Enacted				2024 President's Budget Request		2024 Enacted			2025 President's Budget Request		
Disc.	Mand.	Disc.	Mand.	Disaster Supp.	Advance Approps. for 2024	Disc.	Mand.	Disc.	Mand.	Advance Approps. for 2025	Disc.	Mand.	Advance Approps. for 2026
\$56.6	\$-	\$64.3	\$-	\$-	\$-	\$58.1	\$-	\$62.3	\$-	\$-	\$72.9	\$-	\$-

Bipartisan Infrastructure Law (BIL) (dollars in millions)					
2022 - 2023 Actual Obligations		2024+outyears Planned Obligations		Total	
Disc.	Mand.	Disc.	Mand.	Disc.	Mand.
\$20.8	\$-	\$26.9	\$-	\$47.6	\$-

Inflation Reduction Act (IRA) (dollars in millions)		
2022 - 2023 Actual Obligations	2024+outyears Planned Obligations	Total
\$-	\$-	\$-

**Description of major changes from 2024 Enacted in the 2025 President's Budget Request:**

No major changes.

**Description of reported data:**

Annual funding is determined based on the assessment of current and anticipated operation and maintenance activities at projects that support access by Native American Tribes to their legally recognized historic fishing areas. The funds included in the Budget and the Corps annual work plan (for annual appropriations) are financed from the Harbor Maintenance Trust Fund.

**Description of how funds are expended:**

Annual funding and prior year appropriations will be used to fund operation and maintenance activities, primarily dredging, at projects that support access by Native American Tribes to their legally recognized historic fishing areas. These projects are located in Alaska and Washington.

**Army Corps of Engineers (USACE) – Tribal Partnership Program - Construction**

*Program Category: Natural resources and environment*

<b>Annual Budget and Appropriations (dollars in millions)</b>													
2023 President's Budget Request		2023 Enacted				2024 President's Budget Request		2024 Enacted			2025 President's Budget Request		
Disc.	Mand.	Disc.	Mand.	Disaster Supp.	Advance Approps. for 2024	Disc.	Mand.	Disc.	Mand.	Advance Approps. for 2025	Disc.	Mand.	Advance Approps. for 2026
\$-	\$-	\$9	\$-	\$-	\$-	\$8	\$-	\$13	\$-	\$-	\$8	\$-	\$-

<b>Bipartisan Infrastructure Law (BIL) (dollars in millions)</b>					
2022 - 2023 Actual Obligations		2024+outyears Planned Obligations		Total	
Disc.	Mand.	Disc.	Mand.	Disc.	Mand.
\$-	\$-	\$-	\$-	\$-	\$-

<b>Inflation Reduction Act (IRA) (dollars in millions)</b>		
2022 - 2023 Actual Obligations	2024+outyears Planned Obligations	Total
\$-	\$-	\$-

**Description of major changes from 2024 Enacted in the 2025 President's Budget Request:**

Small decrease from FY24 enacted to FY25 Budget due to increased carryover.

**Description of reported data:**

Information based on total amounts budgeted and appropriated in given FY in the Construction account.

**Description of how funds are expended:**

Funds provided to Districts for Tribal projects in their AOR. Funds provided serve as the Federal share of cost-shared water resources projects.

**Army Corps of Engineers (USACE) – Tribal Partnership Program - Investigations**

*Program Category: Natural resources and environment*

<b>Annual Budget and Appropriations (dollars in millions)</b>													
2023 President's Budget Request		2023 Enacted				2024 President's Budget Request		2024 Enacted			2025 President's Budget Request		
Disc.	Mand.	Disc.	Mand.	Disaster Supp.	Advance Approps. for 2024	Disc.	Mand.	Disc.	Mand.	Advance Approps. for 2025	Disc.	Mand.	Advance Approps. for 2026
\$0.5	\$-	\$7.5	\$-	\$-	\$-	\$5	\$-	\$5	\$-	\$-	\$2.5	\$-	\$-

<b>Bipartisan Infrastructure Law (BIL) (dollars in millions)</b>					
2022 - 2023 Actual Obligations		2024+outyears Planned Obligations		Total	
Disc.	Mand.	Disc.	Mand.	Disc.	Mand.
\$-	\$-	\$-	\$-	\$-	\$-

<b>Inflation Reduction Act (IRA) (dollars in millions)</b>		
2022 - 2023 Actual Obligations	2024+outyears Planned Obligations	Total
\$-	\$-	\$-

**Description of major changes from 2024 Enacted in the 2025 President's Budget Request:**

Small decrease from FY24 enacted to FY25 Budget due to increased carryover.

**Description of reported data:**

Information based on total amounts budgeted and appropriated in given FY in the Investigations account.

**Description of how funds are expended:**

Funds provided to Districts for Tribal projects in their AOR. Funds provided serve as the Federal share of cost-shared water resources projects.

**Corporation for National and Community Service (CNCS) – AmeriCorps Seniors**

Program Category: Other

Annual Budget and Appropriations (dollars in millions)													
2023 President’s Budget Request		2023 Enacted				2024 President’s Budget Request		2024 Enacted			2025 President’s Budget Request		
Disc.	Mand.	Disc.	Mand.	Disaster Supp.	Advance Approps. for 2024	Disc.	Mand.	Disc.	Mand.	Advance Approps. for 2025	Disc.	Mand.	Advance Approps. for 2026
\$7.1	\$-	\$7.1	\$-	\$-	\$-	\$7.1	\$-	\$7.1	\$-	\$-	\$7.1	\$-	\$-

Bipartisan Infrastructure Law (BIL) (dollars in millions)					
2022 - 2023 Actual Obligations		2024+outyears Planned Obligations		Total	
Disc.	Mand.	Disc.	Mand.	Disc.	Mand.
\$-	\$-	\$-	\$-	\$-	\$-

Inflation Reduction Act (IRA) (dollars in millions)		
2022 - 2023 Actual Obligations	2024+outyears Planned Obligations	Total
\$-	\$-	\$-

**Description of major changes from 2024 Enacted in the 2025 President’s Budget Request:**

In FY 2023, in addition to awarding grants through general funding opportunities to Native Nations organizations and organizations that serve that population, AmeriCorps Seniors awarded eight grants through a funding opportunity specific to Native Nations and Indigenous Elders. Those awards carried forward into FY 2024, and are still active.

**Description of reported data:**

For the Senior Corps programs (now doing business as AmeriCorps Seniors), AmeriCorps provided funding to Native Nations organizations as well as organizations that support Native Nations and Indigenous Elders. AmeriCorps Seniors does not have a statutory requirement to set aside funding specifically for these groups, but in FY 2023 a strategic decision was made to open a focused funding opportunity to deepen our impact in this area. The anticipated investment is over \$6 million over three years.

**Description of how funds are expended:**

For our AmeriCorps Seniors program, funding is provided directly to federally-recognized Tribes in the form of grants.

**Corporation for National and Community Service (CNCS) – AmeriCorps State and National**

*Program Category: Other*

<b>Annual Budget and Appropriations (dollars in millions)</b>													
2023 President’s Budget Request		2023 Enacted				2024 President’s Budget Request		2024 Enacted			2025 President’s Budget Request		
Disc.	Mand.	Disc.	Mand.	Disaster Supp.	Advance Approps. for 2024	Disc.	Mand.	Disc.	Mand.	Advance Approps. for 2025	Disc.	Mand.	Advance Approps. for 2026
\$5.2	\$-	\$1.5	\$-	\$-	\$-	\$5	\$-	\$2.9	\$-	\$-	\$5.6	\$-	\$-

<b>Bipartisan Infrastructure Law (BIL) (dollars in millions)</b>					
2022 - 2023 Actual Obligations		2024+outyears Planned Obligations		Total	
Disc.	Mand.	Disc.	Mand.	Disc.	Mand.
\$-	\$-	\$-	\$-	\$-	\$-

<b>Inflation Reduction Act (IRA) (dollars in millions)</b>		
2022 - 2023 Actual Obligations	2024+outyears Planned Obligations	Total
\$-	\$-	\$-

**Description of major changes from 2024 Enacted in the 2025 President’s Budget Request:**

In FY 2021, AmeriCorps reestablished the Committee on Native American Affairs. This cross agency working group established an internal Native American Affairs Action Plan, which reaffirms our agency’s obligation to honor our federal trust responsibility. The Action Plan established three main goals and put forth more than 60 action items for the agency to prioritize. While there are not specific plans to increase funding, through the extensive work of the Committee, we expect positive growth in funding and programming across Indian Country in FY 2024 and FY 2025.

**Description of reported data:**

For our AmeriCorps State and National program, our authorizing legislation requires us to track and report grant funding awarded directly to federally-recognized tribes as defined in the legislation. AmeriCorps State and National determines the level of available funding for Native American and Alaska Native Tribes based on its statutory 1% set aside for Tribes.

**Description of how funds are expended:**

For our AmeriCorps State and National program, funding is provided directly to federally-recognized Tribes in the form of grants.



**Corporation for National and Community Service (CNCS) – AmeriCorps Volunteers in Service to America (VISTA)**

Program Category: Other

Annual Budget and Appropriations (dollars in millions)													
2023 President’s Budget Request		2023 Enacted				2024 President’s Budget Request		2024 Enacted			2025 President’s Budget Request		
Disc.	Mand.	Disc.	Mand.	Disaster Supp.	Advance Approps. for 2024	Disc.	Mand.	Disc.	Mand.	Advance Approps. for 2025	Disc.	Mand.	Advance Approps. for 2026
\$1.5	\$-	\$1.5	\$-	\$-	\$-	\$1.4	\$-	\$1.4	\$-	\$-	\$1.4	\$-	\$-

Bipartisan Infrastructure Law (BIL) (dollars in millions)					
2022 - 2023 Actual Obligations		2024+outyears Planned Obligations		Total	
Disc.	Mand.	Disc.	Mand.	Disc.	Mand.
\$-	\$-	\$-	\$-	\$-	\$-

Inflation Reduction Act (IRA) (dollars in millions)		
2022 - 2023 Actual Obligations	2024+outyears Planned Obligations	Total
\$-	\$-	\$-

**Description of major changes from 2024 Enacted in the 2025 President’s Budget Request:**

No major changes anticipated.

**Description of reported data:**

For AmeriCorps VISTA, our available data allow us to also report on the funding associated with the human resources (VISTA members) that we provide to organizations that self-report as tribal or that have tribal communities as their sole target population. Based on these methodologies, the funding values we report do not represent our agency’s full investment in tribal communities as defined in the crosscut (which allows for the inclusion of “funding for programs and activities whose primary intent may not be to support or benefit Indian Country”).

**Description of how funds are expended:**

For AmeriCorps VISTA, funds are expended to support the human resources (VISTA members) that we provide to organizations that self-report as tribal or that have tribal communities as their sole target population.

**Denali Commission (Denali)** – Denali Commission Grant Funding

Program Category: Other

Annual Budget and Appropriations (dollars in millions)													
2023 President’s Budget Request		2023 Enacted				2024 President’s Budget Request		2024 Enacted			2025 President’s Budget Request		
Disc.	Mand.	Disc.	Mand.	Disaster Supp.	Advance Approps. for 2024	Disc.	Mand.	Disc.	Mand.	Advance Approps. for 2025	Disc.	Mand.	Advance Approps. for 2026
\$18.6	\$-	\$20.5	\$-	\$-	\$-	\$20	\$-	\$21.6	\$-	\$-	\$20	\$-	\$-

Bipartisan Infrastructure Law (BIL) (dollars in millions)					
2022 - 2023 Actual Obligations		2024+outyears Planned Obligations		Total	
Disc.	Mand.	Disc.	Mand.	Disc.	Mand.
\$31.1	\$-	\$57.2	\$-	\$88.3	\$-

Inflation Reduction Act (IRA) (dollars in millions)		
2022 - 2023 Actual Obligations	2024+outyears Planned Obligations	Total
\$-	\$-	\$-

**Description of major changes from 2024 Enacted in the 2025 President’s Budget Request:**

No change in strategy as the commission has always invested in rural Alaskan communities which impacts Alaska Native individuals and Alaska Native interests.

**Description of reported data:**

For all fiscal years Enacted, all of the funding for the agency is considered related to Native Alaskan Tribes, communities, and individuals, as Native Alaska villages are the primary recipients and/or beneficiaries of the Denali Commission's need-based grant awards. The Denali Commission is an independent federal agency focusing on the development of basic infrastructure, economic development, and workforce training needs for rural Alaska in collaboration with federal, state, local, tribal, and private partners.

**Description of how funds are expended:**

After paying administrative expenses all our funds are expended to support rural Alaskan projects in the following categories: Energy and Bulk Fuel, Housing, Village Infrastructure, Transportation, Sanitation, Health Facilities, Broadband and Workforce/Economic Development.

**Department of Agriculture (USDA) – All Other USDA – Animal and Plant Health Inspection Service (APHIS)**

*Program Category: Agriculture*

<b>Annual Budget and Appropriations (dollars in millions)</b>													
2023 President’s Budget Request		2023 Enacted				2024 President’s Budget Request		2024 Enacted			2025 President’s Budget Request		
Disc.	Mand.	Disc.	Mand.	Disaster Supp.	Advance Approps. for 2024	Disc.	Mand.	Disc.	Mand.	Advance Approps. for 2025	Disc.	Mand.	Advance Approps. for 2026
\$4.4	\$1.1	\$3.3	\$0.8	\$-	\$-	\$3.4	\$0.8	\$5.3	\$0.8	\$-	\$4.5	\$0.8	\$-

<b>Bipartisan Infrastructure Law (BIL) (dollars in millions)</b>					
2022 - 2023 Actual Obligations		2024+outyears Planned Obligations		Total	
Disc.	Mand.	Disc.	Mand.	Disc.	Mand.
\$-	\$-	\$-	\$-	\$-	\$-

<b>Inflation Reduction Act (IRA) (dollars in millions)</b>		
2022 - 2023 Actual Obligations	2024+outyears Planned Obligations	Total
\$-	\$-	\$-

**Description of major changes from 2024 Enacted in the 2025 President’s Budget Request:**

No major changes.

**Description of reported data:**

APHIS' total FY 2024 enacted amount is \$6.1 Million, and FY 2025 President’s Budget amounts are \$5.3 Million. APHIS develops a work plan and estimated costs for projects with Native American partners. The plan allows the Agency to conduct relevant activities such as testing or treating for animal and plant pests and diseases or provides the funding to our partners to do the work on behalf of the Agency.

**Description of how funds are expended:**

APHIS provides funding indirectly through cooperative agreements or grants to support Agency activities including animal and plant pest and disease surveillance and response, wildlife damage management activities, spay/neuter clinics, or we conduct the work directly. The Agency also provides a variety of in-kind service through Tribal Outreach and establishing working groups. APHIS also provides funding for youth exposure to agriculture and internships program and funding for a variety of animal and plant activities, such as: surveys for a variety of plant pests; animal disease traceability activities; various wildlife damage management projects including rabies management, and feral swine control and eradication, which protect the environment and Indian lands; education and outreach regarding pest and disease programs; spay and neuter clinics; Plant Protection Act Section 7721 projects; Tribal outreach; Special Emphasis Program activities, and related salaries and travel costs.

**Department of Agriculture (USDA) – Farm Service Agency (FSA) – CCC Drought**

*Program Category: Agriculture*

<b>Annual Budget and Appropriations (dollars in millions)</b>													
2023 President's Budget Request		2023 Enacted				2024 President's Budget Request		2024 Enacted			2025 President's Budget Request		
Disc.	Mand.	Disc.	Mand.	Disaster Supp.	Advance Approps. for 2024	Disc.	Mand.	Disc.	Mand.	Advance Approps. for 2025	Disc.	Mand.	Advance Approps. for 2026
\$-	\$-	\$-	\$-	\$-	\$-	\$-	\$-	\$-	\$-	\$-	\$40	\$-	\$-

<b>Bipartisan Infrastructure Law (BIL) (dollars in millions)</b>					
2022 - 2023 Actual Obligations		2024+outyears Planned Obligations		Total	
Disc.	Mand.	Disc.	Mand.	Disc.	Mand.
\$-	\$-	\$-	\$-	\$-	\$-

<b>Inflation Reduction Act (IRA) (dollars in millions)</b>		
2022 - 2023 Actual Obligations	2024+outyears Planned Obligations	Total
\$-	\$-	\$-

**Description of major changes from 2024 Enacted in the 2025 President's Budget Request:**

The CCC drought program is a brand new program in which obligations will occur for the first time in FY2025. The program was announced in August 2024 using the borrowing authority from the Commodity Credit Corporation.

**Description of reported data:**

The total program funding is \$400M, of which up to \$40M has been set aside for issuance for grants to Native American areas.

**Description of how funds are expended:**

A NOFO will be issued to request solicitations for grant agreements. Grant agreements will be awarded after submissions are received and rated.

**Department of Agriculture (USDA) – Farm Service Agency (FSA) – CREP**

*Program Category: Agriculture*

<b>Annual Budget and Appropriations (dollars in millions)</b>													
2023 President's Budget Request		2023 Enacted				2024 President's Budget Request		2024 Enacted			2025 President's Budget Request		
Disc.	Mand.	Disc.	Mand.	Disaster Supp.	Advance Approps. for 2024	Disc.	Mand.	Disc.	Mand.	Advance Approps. for 2025	Disc.	Mand.	Advance Approps. for 2026
\$-	\$-	\$-	\$-	\$-	\$-	\$-	\$-	\$0.5	\$-	\$-	\$0.5	\$-	\$-

<b>Bipartisan Infrastructure Law (BIL) (dollars in millions)</b>					
2022 - 2023 Actual Obligations		2024+outyears Planned Obligations		Total	
Disc.	Mand.	Disc.	Mand.	Disc.	Mand.
\$-	\$-	\$-	\$-	\$-	\$-

<b>Inflation Reduction Act (IRA) (dollars in millions)</b>		
2022 - 2023 Actual Obligations	2024+outyears Planned Obligations	Total
\$-	\$-	\$-

**Description of major changes from 2024 Enacted in the 2025 President's Budget Request:**

At this time, it is unknown if 500K will be awarded in FY2025. The signup may be much heavier in FY2025.

**Description of reported data:**

This is the annual rental payment estimate for tribal CREP's in FY2024.

**Description of how funds are expended:**

Agreements are entered into with tribal organizations and payments are issued annually based on a set payment rate.

**Department of Agriculture (USDA) – Farm Service Agency (FSA) – Native American Loans - Loan Level [Non-Add] - Indian Land Acquisition and Indian Highly Fractionated Land**  
*Program Category: Agriculture*

<b>Annual Budget and Appropriations (dollars in millions)</b>													
2023 President’s Budget Request		2023 Enacted				2024 President’s Budget Request		2024 Enacted			2025 President’s Budget Request		
Disc.	Mand.	Disc.	Mand.	Disaster Supp.	Advance Approps. for 2024	Disc.	Mand.	Disc.	Mand.	Advance Approps. for 2025	Disc.	Mand.	Advance Approps. for 2026
\$[25.0]	\$[-]	\$[-]	\$[-]	\$[-]	\$[-]	\$[25.0]	\$[-]	\$[25.0]	\$[-]	\$[-]	\$[20.0]	\$[-]	\$[-]

<b>Bipartisan Infrastructure Law (BIL) (dollars in millions)</b>					
2022 - 2023 Actual Obligations		2024+outyears Planned Obligations		Total	
Disc.	Mand.	Disc.	Mand.	Disc.	Mand.
\$[-]	\$[-]	\$[-]	\$[-]	\$[-]	\$[-]

<b>Inflation Reduction Act (IRA) (dollars in millions)</b>		
2022 - 2023 Actual Obligations	2024+outyears Planned Obligations	Total
\$[-]	\$[-]	\$[-]

**Description of major changes from 2024 Enacted in the 2025 President’s Budget Request:**

The FY 2023 enacted loan level continues at the loan level proposed for FY 2024, which is the same as authorized in the FY 2022 appropriations bill.

**Description of reported data:**

For Indian Land Acquisition Loans and Indian Highly Fractionated land loans, funding levels reported reflect program levels as specified in enacted legislation. Only the Native American population is eligible for these loans.

**Description of how funds are expended:**

Indian land acquisition loans are available to Native American Tribes for purchasing privately held lands within their respective reservations-boundaries. Loan funds may be used to pay expenses incidental to the purchase of the land, but not for land development. Highly fractionated Indian land loans are available to Tribes and Tribal members through intermediary financial institutions.

**Department of Agriculture (USDA) – Food and Nutrition Service (FNS) – Child Nutrition Programs**

Program Category: Other

Annual Budget and Appropriations (dollars in millions)													
2023 President’s Budget Request		2023 Enacted				2024 President’s Budget Request		2024 Enacted			2025 President’s Budget Request		
Disc.	Mand.	Disc.	Mand.	Disaster Supp.	Advance Approps. for 2024	Disc.	Mand.	Disc.	Mand.	Advance Approps. for 2025	Disc.	Mand.	Advance Approps. for 2026
\$-	\$651	\$-	\$648	\$-	\$-	\$-	\$729	\$-	\$757	\$-	\$-	\$723	\$-

Bipartisan Infrastructure Law (BIL) (dollars in millions)					
2022 - 2023 Actual Obligations		2024+outyears Planned Obligations		Total	
Disc.	Mand.	Disc.	Mand.	Disc.	Mand.
\$-	\$-	\$-	\$-	\$-	\$-

Inflation Reduction Act (IRA) (dollars in millions)		
2022 - 2023 Actual Obligations	2024+outyears Planned Obligations	Total
\$-	\$-	\$-

**Description of major changes from 2024 Enacted in the 2025 President’s Budget Request:**

There are no major changes in the Child Nutrition Program. It should be noted that Section 502(b) of the Consolidated Appropriations Act, 2023 (P.L. 117-328), established a new permanent Summer Electronic Benefit Transfer Program for Children (Summer EBT) under Section 13A of the Richard B. Russell National School Lunch Act. The program started in the Summer of 2024, States will be able to provide an EBT benefit to school children in low-income families equal to \$40 per summer month, indexed to the Thrifty Food Plan, to purchase groceries at authorized retailers. Likewise, Indian Tribal Organizations who operate the WIC program may provide Summer EBT benefits to children that may be redeemed at authorized WIC retailers. This new legislation is expected to have a significant and permanent impact on the Nation’s ability to meet the nutritional needs of children during the summer. No major changes in the other Child Nutrition Programs. The Consolidated Appropriations Act, 2023 (P.L. 117-328) also established authority under Section 13A(d) of Richard B. Russell School Lunch Act for Federal reimbursement to States and Indian Tribal Organizations (ITO) for 50 percent of the administrative expenses incurred in operating Summer EBT.

**Description of reported data:**

The level of funding is estimated by using historical data as well as current National Data Bank reports.

**Description of how funds are expended:**

The Child Nutrition Programs provide reimbursement to State and local governments for nutritious meals and snacks served to children in schools, childcare institutions, summer sites and after school care programs. CACFP also supports meal service in adult day care centers. Through the Summer Electronic Benefit Transfer Program for Children (Summer EBT), States will be able to provide an EBT benefit to school children in low-

income families equal to \$40 per summer month, indexed to the Thrifty Food Plan, to purchase groceries at authorized retailers beginning in the Summer of 2024. Likewise, Indian Tribal Organizations who operate the WIC program may provide Summer EBT benefits to children that may be redeemed at authorized WIC retailers.



**Department of Agriculture (USDA) – Food and Nutrition Service (FNS) – Food Distribution Program on Indian Reservations (FDPIR)**

Program Category: Other

Annual Budget and Appropriations (dollars in millions)													
2023 President’s Budget Request		2023 Enacted				2024 President’s Budget Request		2024 Enacted			2025 President’s Budget Request		
Disc.	Mand.	Disc.	Mand.	Disaster Supp.	Advance Approps. for 2024	Disc.	Mand.	Disc.	Mand.	Advance Approps. for 2025	Disc.	Mand.	Advance Approps. for 2026
\$4	\$145	\$4	\$162	\$-	\$-	\$6	\$165	\$4	\$165	\$-	\$5	\$242	\$-

Bipartisan Infrastructure Law (BIL) (dollars in millions)					
2022 - 2023 Actual Obligations		2024+outyears Planned Obligations		Total	
Disc.	Mand.	Disc.	Mand.	Disc.	Mand.
\$-	\$-	\$-	\$-	\$-	\$-

Inflation Reduction Act (IRA) (dollars in millions)		
2022 - 2023 Actual Obligations	2024+outyears Planned Obligations	Total
\$-	\$-	\$-

**Description of major changes from 2024 Enacted in the 2025 President’s Budget Request:**

There are no major changes in the regular program. However, the FY 2025 Budget request for FDPIR includes an increase of \$2 million in additional funding for Self Determination Demonstration Projects as authorized by section 4003(b) of the Agriculture Improvement Act of 2018. Also, approximately \$1 million was not requested in FY 2025 legislation for discretionary grants to Indian Tribal Organizations (ITOs) for Nutrition Education. Nutrition education activities can be funded through regular FDPIR administrative funds.

**Description of reported data:**

FDPIR funding is based on projections of participation as well as projected commodity food package and administrative costs. Approximately \$1 million is provided in legislation for discretionary grants to Indian Tribal Organizations (ITOs) for Nutrition Education. Funding is also provided to ITOs for FDPIR Self Determination Demonstration Projects.

**Description of how funds are expended:**

FDPIR administrative funds are used by ITOs or an agency of the State government to operate a food distribution program for income-eligible households residing on Indian reservations or designated service areas near reservations or in Oklahoma who prefer USDA Foods to SNAP benefits. FDPIR commodity funds are used by USDA to purchase commodities for the program. Participating households receive a monthly food package to help maintain a nutritionally balanced diet. FDPIR Nutrition Education Grants can be used by ITOs to conduct special nutrition education activities. Nutrition education activities may also be funded through the regular FDPIR administrative funds. The demonstration project allows for FNS to enter self-determination contracts with Tribes to purchase food for distribution to their FDPIR participants in lieu of USDA purchasing the food.

**Department of Agriculture (USDA) – Food and Nutrition Service (FNS) – Special Supplemental Nutrition Program for Women, Infants and Children (WIC)**

*Program Category: Other*

<b>Annual Budget and Appropriations (dollars in millions)</b>													
2023 President’s Budget Request		2023 Enacted				2024 President’s Budget Request		2024 Enacted			2025 President’s Budget Request		
Disc.	Mand.	Disc.	Mand.	Disaster Supp.	Advance Approps. for 2024	Disc.	Mand.	Disc.	Mand.	Advance Approps. for 2025	Disc.	Mand.	Advance Approps. for 2026
\$131	\$-	\$131	\$-	\$-	\$-	\$138	\$-	\$154	\$-	\$-	\$169	\$-	\$-

<b>Bipartisan Infrastructure Law (BIL) (dollars in millions)</b>					
2022 - 2023 Actual Obligations		2024+outyears Planned Obligations		Total	
Disc.	Mand.	Disc.	Mand.	Disc.	Mand.
\$-	\$-	\$-	\$-	\$-	\$-

<b>Inflation Reduction Act (IRA) (dollars in millions)</b>		
2022 - 2023 Actual Obligations	2024+outyears Planned Obligations	Total
\$-	\$-	\$-

**Description of major changes from 2024 Enacted in the 2025 President’s Budget Request:**

No major changes in the program.

**Description of reported data:**

The level of funding is estimated by using historical characteristics data to determine the percentage of the service population.

**Description of how funds are expended:**

WIC provides nutritious supplemental foods, nutrition education, breastfeeding promotion and support, and health care referrals at no cost to low-income pregnant, postpartum, and breast-feeding women, to infants, and to children up to their fifth birthday, who are determined by health professionals to be at nutritional risk. FNS makes funds available to participating State health agencies and Indian Tribal Organizations (ITOs) that, in turn, distribute the funds to participating local agencies. State and local agencies use WIC funds to pay for specified nutrition services and administration costs, including the cost of nutrition assessments, blood tests for anemia, nutrition education, breastfeeding promotion and health care referrals.

**Department of Agriculture (USDA) – Food and Nutrition Service (FNS) – Supplemental Nutrition Assistance Program (SNAP)**

*Program Category: Other*

<b>Annual Budget and Appropriations (dollars in millions)</b>													
2023 President’s Budget Request		2023 Enacted				2024 President’s Budget Request		2024 Enacted			2025 President’s Budget Request		
Disc.	Mand.	Disc.	Mand.	Disaster Supp.	Advance Approps. for 2024	Disc.	Mand.	Disc.	Mand.	Advance Approps. for 2025	Disc.	Mand.	Advance Approps. for 2026
\$-	\$2,232	\$-	\$2,438	\$-	\$-	\$-	\$2,494	\$-	\$2,206	\$-	\$-	\$2,306	\$-

<b>Bipartisan Infrastructure Law (BIL) (dollars in millions)</b>					
2022 - 2023 Actual Obligations		2024+outyears Planned Obligations		Total	
Disc.	Mand.	Disc.	Mand.	Disc.	Mand.
\$-	\$-	\$-	\$-	\$-	\$-

<b>Inflation Reduction Act (IRA) (dollars in millions)</b>		
2022 - 2023 Actual Obligations	2024+outyears Planned Obligations	Total
\$-	\$-	\$-

**Description of major changes from 2024 Enacted in the 2025 President’s Budget Request:**

No major changes in the program.

**Description of reported data:**

The level of funding is an estimate of SNAP Electronic Benefit Transfer (EBT) benefits that go directly to Native American households throughout the country using historical data as well as current National Data Bank reports.

**Description of how funds are expended:**

SNAP issues benefits directly to participants each month through use of an Electronic Benefit Transfer (EBT) card. Benefits are redeemable for food at authorized retail stores. Eligibility and allotment amounts are based on household size, income, and expenses and several other factors. Native Americans that qualify for food assistance may participate in either SNAP or FDPIR, but not both, in a given month. Some SNAP participants do live on tribal lands.

**Department of Agriculture (USDA) – Foreign Agricultural Service – Inter-Tribal Agriculture Council**

*Program Category: Agriculture*

<b>Annual Budget and Appropriations (dollars in millions)</b>													
2023 President's Budget Request		2023 Enacted				2024 President's Budget Request		2024 Enacted			2025 President's Budget Request		
Disc.	Mand.	Disc.	Mand.	Disaster Supp.	Advance Approps. for 2024	Disc.	Mand.	Disc.	Mand.	Advance Approps. for 2025	Disc.	Mand.	Advance Approps. for 2026
\$-	\$1	\$-	\$1	\$-	\$-	\$-	\$1	\$-	\$1	\$-	\$-	\$1	\$-

<b>Bipartisan Infrastructure Law (BIL) (dollars in millions)</b>					
2022 - 2023 Actual Obligations		2024+outyears Planned Obligations		Total	
Disc.	Mand.	Disc.	Mand.	Disc.	Mand.
\$-	\$-	\$-	\$-	\$-	\$-

<b>Inflation Reduction Act (IRA) (dollars in millions)</b>		
2022 - 2023 Actual Obligations	2024+outyears Planned Obligations	Total
\$-	\$-	\$-

**Description of major changes from 2024 Enacted in the 2025 President's Budget Request:**

No major funding changes.

**Description of reported data:**

The \$1M is the historical annual value of the contract between USDA and the Intertribal Agriculture Council.

**Description of how funds are expended:**

The American Indian Foods (AIF) program is a platform for American Indian food businesses to promote products for international trade. This is a contract between the USDA Foreign Agricultural Service and the Intertribal Agriculture Council.

**Department of Agriculture (USDA) – Forest Service – Cooperative Forestry**

*Program Category: Natural resources and environment*

<b>Annual Budget and Appropriations (dollars in millions)</b>													
2023 President's Budget Request		2023 Enacted				2024 President's Budget Request		2024 Enacted			2025 President's Budget Request		
Disc.	Mand.	Disc.	Mand.	Disaster Supp.	Advance Approps. for 2024	Disc.	Mand.	Disc.	Mand.	Advance Approps. for 2025	Disc.	Mand.	Advance Approps. for 2026
\$-	\$-	\$4	\$-	\$-	\$-	\$4	\$-	\$0.1	\$-	\$-	\$0.1	\$-	\$-

<b>Bipartisan Infrastructure Law (BIL) (dollars in millions)</b>					
2022 - 2023 Actual Obligations		2024+outyears Planned Obligations		Total	
Disc.	Mand.	Disc.	Mand.	Disc.	Mand.
\$3	\$-	\$-	\$-	\$3	\$-

<b>Inflation Reduction Act (IRA) (dollars in millions)</b>		
2022 - 2023 Actual Obligations	2024+outyears Planned Obligations	Total
\$1.3	\$34.4	\$35.7

**Description of major changes from 2024 Enacted in the 2025 President's Budget Request:**

No major changes.

**Description of reported data:**

Cooperative Forestry - The Forest Service identified key Tribal partners and funding allocations were determined through identification of appropriate projects.

**Description of how funds are expended:**

Cooperative Forestry - Funding will be provided for these programs through the following: 1) firewood banks; and 2) skidder bridges. Both are non-competitive grants to Tribal governments, organizations, or individuals.

**Department of Agriculture (USDA) – Forest Service – Ecosystem Management Coordination**

*Program Category: Natural resources and environment*

<b>Annual Budget and Appropriations (dollars in millions)</b>													
2023 President's Budget Request		2023 Enacted				2024 President's Budget Request		2024 Enacted			2025 President's Budget Request		
Disc.	Mand.	Disc.	Mand.	Disaster Supp.	Advance Approps. for 2024	Disc.	Mand.	Disc.	Mand.	Advance Approps. for 2025	Disc.	Mand.	Advance Approps. for 2026
\$1.1	\$-	\$1.1	\$-	\$-	\$-	\$1.1	\$-	\$1.1	\$-	\$-	\$1.1	\$-	\$-

<b>Bipartisan Infrastructure Law (BIL) (dollars in millions)</b>					
2022 - 2023 Actual Obligations		2024+outyears Planned Obligations		Total	
Disc.	Mand.	Disc.	Mand.	Disc.	Mand.
\$-	\$-	\$-	\$-	\$-	\$-

<b>Inflation Reduction Act (IRA) (dollars in millions)</b>		
2022 - 2023 Actual Obligations	2024+outyears Planned Obligations	Total
\$2	\$6	\$8

**Description of major changes from 2024 Enacted in the 2025 President's Budget Request:**

No major changes.

**Description of reported data:**

Ecosystem Management Coordination – This program does not have dedicated Tribal funding. Multiple Forest Service Regions requested approximately \$1 million from the overall program allocation for challenge-cost share agreements and contract instruments for various purposes related to Tribal engagement in Land Management Planning.

**Description of how funds are expended:**

Ecosystem Management Coordination – Program funding is planned for challenge-cost share agreements and various contract instruments in support of tribal engagement and resource monitoring associated with revision and maintenance of land management plans.

**Department of Agriculture (USDA) – Forest Service – Forest Health Protection**

*Program Category: Natural resources and environment*

<b>Annual Budget and Appropriations (dollars in millions)</b>													
2023 President’s Budget Request		2023 Enacted				2024 President’s Budget Request		2024 Enacted			2025 President’s Budget Request		
Disc.	Mand.	Disc.	Mand.	Disaster Supp.	Advance Approps. for 2024	Disc.	Mand.	Disc.	Mand.	Advance Approps. for 2025	Disc.	Mand.	Advance Approps. for 2026
\$-	\$-	\$3.8	\$-	\$-	\$-	\$3.8	\$-	\$0.3	\$-	\$-	\$0.4	\$-	\$-

<b>Bipartisan Infrastructure Law (BIL) (dollars in millions)</b>					
2022 - 2023 Actual Obligations		2024+outyears Planned Obligations		Total	
Disc.	Mand.	Disc.	Mand.	Disc.	Mand.
\$1	\$-	\$2	\$-	\$3	\$-

<b>Inflation Reduction Act (IRA) (dollars in millions)</b>		
2022 - 2023 Actual Obligations	2024+outyears Planned Obligations	Total
\$-	\$-	\$-

**Description of major changes from 2024 Enacted in the 2025 President’s Budget Request:**

Forest Health Protection - In FY24 and FY25 this program will continue to implement competitive process with DOI and with Regions for BIL funds to expand work with Tribes.

**Description of reported data:**

Forest Health Protection - Tribal Nations submit proposals to the Bureau of Indian Affairs, which are advanced to the Forest Service for consideration. The Forest Service evaluates these proposals and allocates funds according to criteria and available funding. Funding for selected projects is transferred to the Department of the Interior for allocation. Funds are distributed and managed under interagency agreements. Accomplishments are reported in late October. FHP Regional offices also perform direct funding to tribes for monitoring, evaluation and suppression projects. These are conducted via grants and reported each fall of the fiscal year. BIL funds are determined through Regional competitive process and reported each spring in the fiscal year.

**Description of how funds are expended:**

Forest Health Protection - Funds are awarded to carry out treatment activities for the suppression or prevention of forest pest and disease infestations.

**Department of Agriculture (USDA) – Forest Service – Forest Management, Range Management and Vegetation Ecology**

*Program Category: Natural resources and environment*

<b>Annual Budget and Appropriations (dollars in millions)</b>													
2023 President's Budget Request		2023 Enacted				2024 President's Budget Request		2024 Enacted			2025 President's Budget Request		
Disc.	Mand.	Disc.	Mand.	Disaster Supp.	Advance Approps. for 2024	Disc.	Mand.	Disc.	Mand.	Advance Approps. for 2025	Disc.	Mand.	Advance Approps. for 2026
\$0.5	\$-	\$0.5	\$-	\$-	\$-	\$0.5	\$-	\$0.5	\$-	\$-	\$0.5	\$-	\$-

<b>Bipartisan Infrastructure Law (BIL) (dollars in millions)</b>					
2022 - 2023 Actual Obligations		2024+outyears Planned Obligations		Total	
Disc.	Mand.	Disc.	Mand.	Disc.	Mand.
\$5.6	\$-	\$18	\$-	\$23.6	\$-

<b>Inflation Reduction Act (IRA) (dollars in millions)</b>		
2022 - 2023 Actual Obligations	2024+outyears Planned Obligations	Total
\$-	\$-	\$-

**Description of major changes from 2024 Enacted in the 2025 President's Budget Request:**

No major changes.

**Description of reported data:**

Forest Management, Range Management and Vegetation Ecology - The Forest Service awarded roughly \$18 million in Tribal Forest Protection Act (P.L. 108-278) and tribal GNA projects in FY 2024 and will continue this work in FY 2025 and beyond. FY 2024 Bipartisan Infrastructure Law funding (P.L. 117-58) includes approximately \$2 million from hazardous fuels provisions and \$16 million from Good Neighbor Authority provisions. We expect similar use of BIL funds in FY25 but final numbers are still under review.

**Description of how funds are expended:**

Forest Management, Range Management and Vegetation Ecology - Under the Tribal Forest Protection Act (P.L. 108-278) authority, the Forest Service enters into Tribally proposed projects on National Forest System lands bordering or adjacent to Indian trust land to protect the Indian trust resources from fire, pests, disease, or other threats. These are contract or agreement-based projects utilizing a variety of agreement types (638 authority for example) or stewardship and timber sale contracts.



**Department of Agriculture (USDA) – Forest Service – Hazardous Fuels**

*Program Category: Natural resources and environment*

<b>Annual Budget and Appropriations (dollars in millions)</b>													
2023 President's Budget Request		2023 Enacted				2024 President's Budget Request		2024 Enacted			2025 President's Budget Request		
Disc.	Mand.	Disc.	Mand.	Disaster Supp.	Advance Approps. for 2024	Disc.	Mand.	Disc.	Mand.	Advance Approps. for 2025	Disc.	Mand.	Advance Approps. for 2026
\$-	\$-	\$0.3	\$-	\$-	\$-	\$0.3	\$-	\$1.5	\$-	\$-	\$1.5	\$-	\$-

<b>Bipartisan Infrastructure Law (BIL) (dollars in millions)</b>					
2022 - 2023 Actual Obligations		2024+outyears Planned Obligations		Total	
Disc.	Mand.	Disc.	Mand.	Disc.	Mand.
\$8.6	\$-	\$18	\$-	\$26.6	\$-

<b>Inflation Reduction Act (IRA) (dollars in millions)</b>		
2022 - 2023 Actual Obligations	2024+outyears Planned Obligations	Total
\$-	\$-	\$-

**Description of major changes from 2024 Enacted in the 2025 President's Budget Request:**

No major changes.

**Description of reported data:**

Hazardous Fuels - The negotiated funding level was agreed upon with the Office of Tribal Relations to support on-going program efforts. This funding was allocated from Bipartisan Infrastructure Law (P.L. 117-58) Hazardous Fuels funds to support Tribal Forest Protection Act (P.L. 108-278) and wood innovations agreements.

**Description of how funds are expended:**

Hazardous Fuels - Through collaboration and partnership with the Office of Tribal Relations and regional program managers, projects will be selected on a competitive basis with greater weight given to those forests that have established Tribal Forest Protection Act (P.L. 108-278) agreements and can fund hazardous fuels treatments through "638-contracts" or shared stewardship agreements directly with Tribes. Approximately \$250,000 in FY 2022 and FY 2023 Bipartisan Infrastructure Law (P.L. 117-58) funding is allocated for Tribal projects using wood innovations and community wood energy competitive and non-competitive grants.

**Department of Agriculture (USDA) – Forest Service – Joint Chiefs**

*Program Category: Natural resources and environment*

<b>Annual Budget and Appropriations (dollars in millions)</b>													
2023 President's Budget Request		2023 Enacted				2024 President's Budget Request		2024 Enacted			2025 President's Budget Request		
Disc.	Mand.	Disc.	Mand.	Disaster Supp.	Advance Approps. for 2024	Disc.	Mand.	Disc.	Mand.	Advance Approps. for 2025	Disc.	Mand.	Advance Approps. for 2026
\$9	\$-	\$8	\$-	\$-	\$-	\$8	\$-	\$12.6	\$-	\$-	\$12.6	\$-	\$-

<b>Bipartisan Infrastructure Law (BIL) (dollars in millions)</b>					
2022 - 2023 Actual Obligations		2024+outyears Planned Obligations		Total	
Disc.	Mand.	Disc.	Mand.	Disc.	Mand.
\$-	\$-	\$5.8	\$-	\$5.8	\$-

<b>Inflation Reduction Act (IRA) (dollars in millions)</b>		
2022 - 2023 Actual Obligations	2024+outyears Planned Obligations	Total
\$-	\$-	\$-

**Description of major changes from 2024 Enacted in the 2025 President's Budget Request:**

No major changes.

**Description of reported data:**

Joint Chiefs – The funding amount reflects Joint Chiefs' projects that benefit Native American Tribes, communities, and individuals wholly or in part. Tribal Nations submit proposals to the Bureau of Indian Affairs. Those projects are advanced to the Forest Service for consideration. The Forest Service evaluates these proposals and allocates funds according to criteria and available funding. Funding for selected projects is transferred to the Department of the Interior for allocation. Additionally, the Forest Service establishes agreements under the Tribal Forest Protection Act (TFPA) (P.L. 108-278) 638-authority to implement treatment projects on Federal Lands. The Forest Service also enters into agreements with Native American and Alaska Native Tribes who cannot utilize TFPA authorities.

**Description of how funds are expended:**

Joint Chiefs – Funds are provided to national forests to conduct restoration activities on National Forest System lands for the benefit of adjacent and downstream Native American communities. These activities include reduced wildfire hazard, protection of source water quality and supply, and restoration of at-risk species habitat. National forests also establish Tribal Forest Protection Act (P.L. 108-278) agreements to either transfer funds to Tribes or contract with Tribes to do work on Federal lands.

**Department of Agriculture (USDA) – Forest Service – National Partnership Office**

*Program Category: Education and training*

<b>Annual Budget and Appropriations (dollars in millions)</b>													
2023 President’s Budget Request		2023 Enacted				2024 President’s Budget Request		2024 Enacted			2025 President’s Budget Request		
Disc.	Mand.	Disc.	Mand.	Disaster Supp.	Advance Approps. for 2024	Disc.	Mand.	Disc.	Mand.	Advance Approps. for 2025	Disc.	Mand.	Advance Approps. for 2026
\$-	\$-	\$5.1	\$-	\$-	\$-	\$5.1	\$-	\$-	\$4.7	\$-	\$-	\$4.7	\$-

<b>Bipartisan Infrastructure Law (BIL) (dollars in millions)</b>					
2022 - 2023 Actual Obligations		2024+outyears Planned Obligations		Total	
Disc.	Mand.	Disc.	Mand.	Disc.	Mand.
\$-	\$-	\$1.1	\$-	\$1.1	\$-

<b>Inflation Reduction Act (IRA) (dollars in millions)</b>		
2022 - 2023 Actual Obligations	2024+outyears Planned Obligations	Total
\$-	\$3	\$3

**Description of major changes from 2024 Enacted in the 2025 President’s Budget Request:**

No major changes.

**Description of reported data:**

The National Partnership Office - The Forest Service has several grant programs that determine the amount of funding given to Tribes. Each grant program has different criteria consistent with Federal grant rules to award funding. These programs are tied to Education and Training.

**Description of how funds are expended:**

The National Partnership Office - funding supports internships giving Native American students exposure and experience in career fields related to natural resource sciences and land management. FY24 used BIL, IRA, and Reforestation Trust Funds to provide Training and Education to members of Tribal groups.

**Department of Agriculture (USDA) – Forest Service – Other Programs**

*Program Category: Natural resources and environment*

<b>Annual Budget and Appropriations (dollars in millions)</b>													
2023 President’s Budget Request		2023 Enacted				2024 President’s Budget Request		2024 Enacted			2025 President’s Budget Request		
Disc.	Mand.	Disc.	Mand.	Disaster Supp.	Advance Approps. for 2024	Disc.	Mand.	Disc.	Mand.	Advance Approps. for 2025	Disc.	Mand.	Advance Approps. for 2026
\$0.7	\$-	\$0.7	\$-	\$-	\$-	\$0.7	\$-	\$-	\$-	\$-	\$-	\$-	\$-

<b>Bipartisan Infrastructure Law (BIL) (dollars in millions)</b>					
2022 - 2023 Actual Obligations		2024+outyears Planned Obligations		Total	
Disc.	Mand.	Disc.	Mand.	Disc.	Mand.
\$9.2	\$-	\$3.4	\$-	\$12.6	\$-

<b>Inflation Reduction Act (IRA) (dollars in millions)</b>		
2022 - 2023 Actual Obligations	2024+outyears Planned Obligations	Total
\$0.3	\$-	\$0.3

**Description of major changes from 2024 Enacted in the 2025 President’s Budget Request:**

No major changes.

**Description of reported data:**

This funding is provided by the Bipartisan Infrastructure Law Budget Line items. Through a variety of funding methods including Grants and Agreement, these funding amounts reflect support provided to Native American and Tribal Communities for Wood Product Infrastructure Assistance and Nursery Funding.

**Description of how funds are expended:**

For support of Wood Products Infrastructure Assistance and Nursery Funding, Tribal communities receive their funding from the Forest Service through a variety of funding sources including Grants and Agreements, and other financial assistance mechanisms. This funding is Bipartisan Infrastructure Law.

**Department of Agriculture (USDA) – Forest Service – Reverse 911**

*Program Category: Natural resources and environment*

<b>Annual Budget and Appropriations (dollars in millions)</b>													
2023 President's Budget Request		2023 Enacted				2024 President's Budget Request		2024 Enacted			2025 President's Budget Request		
Disc.	Mand.	Disc.	Mand.	Disaster Supp.	Advance Approps. for 2024	Disc.	Mand.	Disc.	Mand.	Advance Approps. for 2025	Disc.	Mand.	Advance Approps. for 2026
\$-	\$-	\$-	\$-	\$-	\$-	\$-	\$-	\$-	\$-	\$-	\$-	\$-	\$-

<b>Bipartisan Infrastructure Law (BIL) (dollars in millions)</b>					
2022 - 2023 Actual Obligations		2024+outyears Planned Obligations		Total	
Disc.	Mand.	Disc.	Mand.	Disc.	Mand.
\$-	\$-	\$12.9	\$-	\$12.9	\$-

<b>Inflation Reduction Act (IRA) (dollars in millions)</b>		
2022 - 2023 Actual Obligations	2024+outyears Planned Obligations	Total
\$-	\$-	\$-

**Description of major changes from 2024 Enacted in the 2025 President's Budget Request:**

No major changes.

**Description of reported data:**

Reverse 911 - No portion of funding has been set aside or prioritized for Indian Tribes. Indian Tribes will compete for the grant funding under the same criteria as other eligible entities.

**Description of how funds are expended:**

Reverse 911 - Funds will be awarded to eligible States, Indian Tribes, and units of local government to establish and operate Reverse-911 telecommunication systems; through a competitive grant process managed by the Forest Service and its Regional Offices.

**Department of Agriculture (USDA) – Forest Service – Risk Mapping**

*Program Category: Natural resources and environment*

<b>Annual Budget and Appropriations (dollars in millions)</b>													
2023 President’s Budget Request		2023 Enacted				2024 President’s Budget Request		2024 Enacted			2025 President’s Budget Request		
Disc.	Mand.	Disc.	Mand.	Disaster Supp.	Advance Approps. for 2024	Disc.	Mand.	Disc.	Mand.	Advance Approps. for 2025	Disc.	Mand.	Advance Approps. for 2026
\$0.5	\$-	\$0.5	\$-	\$-	\$-	\$0.5	\$-	\$0.5	\$-	\$-	\$0.5	\$-	\$-

<b>Bipartisan Infrastructure Law (BIL) (dollars in millions)</b>					
2022 - 2023 Actual Obligations		2024+outyears Planned Obligations		Total	
Disc.	Mand.	Disc.	Mand.	Disc.	Mand.
\$0.9	\$-	\$-	\$-	\$0.9	\$-

<b>Inflation Reduction Act (IRA) (dollars in millions)</b>		
2022 - 2023 Actual Obligations	2024+outyears Planned Obligations	Total
\$-	\$-	\$-

**Description of major changes from 2024 Enacted in the 2025 President’s Budget Request:**

No major changes.

**Description of reported data:**

Risk Mapping - The Forest Service is coordinating with the USDA’s Office of Tribal Relations and Department of the Interior’s Bureau of Indian Affairs and Office of Wildland Fire Management to include Tribal at-risk communities in wildfire risk mapping.

**Description of how funds are expended:**

Risk Mapping - For phase 1, approximately \$155,000 will go directly into existing non-tribal grants and agreements for developing the wildfire risk base data and to include Tribal lands onto the Wildfire Risk to Communities website. In phase 2, the remaining \$715,000 will go into new grants or agreements to add additional tribal data and information into the Wildfire Risk Communities application/website.

**Department of Agriculture (USDA) – Forest Service – Wildland Fire Management (WFM) Potential Operational Delineations (PODs)**

*Program Category: Natural resources and environment*

<b>Annual Budget and Appropriations (dollars in millions)</b>													
2023 President’s Budget Request		2023 Enacted				2024 President’s Budget Request		2024 Enacted			2025 President’s Budget Request		
Disc.	Mand.	Disc.	Mand.	Disaster Supp.	Advance Approps. for 2024	Disc.	Mand.	Disc.	Mand.	Advance Approps. for 2025	Disc.	Mand.	Advance Approps. for 2026
\$-	\$-	\$-	\$-	\$-	\$-	\$-	\$-	\$-	\$-	\$-	\$-	\$-	\$-

<b>Bipartisan Infrastructure Law (BIL) (dollars in millions)</b>					
2022 - 2023 Actual Obligations		2024+outyears Planned Obligations		Total	
Disc.	Mand.	Disc.	Mand.	Disc.	Mand.
\$3	\$-	\$3	\$-	\$6	\$-

<b>Inflation Reduction Act (IRA) (dollars in millions)</b>		
2022 - 2023 Actual Obligations	2024+outyears Planned Obligations	Total
\$-	\$-	\$-

**Description of major changes from 2024 Enacted in the 2025 President’s Budget Request:**

No major changes.

**Description of reported data:**

Wildland Fire Management Potential Operational Delineations - This funding level was developed based on multiple discussions with several key Federal, State, university, and private companies. This effort is being jointly led by the Forest Service’s Fire and Aviation Management programs and Research and Development programs.

**Description of how funds are expended:**

Wildland Fire Management Potential Operational Delineations - Funding will be used to coordinate and host cross-boundary workshops that will inform the development and implementation fire management and planning units where fire risk to values can be quantified and summarized. Where National Forest System lands are adjacent to Tribes, those Tribes will be incorporated into the cross-boundary workshops and planning efforts. It is estimated that approximately \$3 million of the annual POD’s work will include Tribal lands in the development of the POD’s.

**Department of Agriculture (USDA) – National Institute of Food and Agriculture – 1994 Research Program**

*Program Category: Agriculture*

<b>Annual Budget and Appropriations (dollars in millions)</b>													
2023 President’s Budget Request		2023 Enacted				2024 President’s Budget Request		2024 Enacted			2025 President’s Budget Request		
Disc.	Mand.	Disc.	Mand.	Disaster Supp.	Advance Approps. for 2024	Disc.	Mand.	Disc.	Mand.	Advance Approps. for 2025	Disc.	Mand.	Advance Approps. for 2026
\$4.5	\$-	\$5	\$-	\$-	\$-	\$5	\$-	\$5	\$-	\$-	\$5	\$-	\$-

<b>Bipartisan Infrastructure Law (BIL) (dollars in millions)</b>					
2022 - 2023 Actual Obligations		2024+outyears Planned Obligations		Total	
Disc.	Mand.	Disc.	Mand.	Disc.	Mand.
\$-	\$-	\$-	\$-	\$-	\$-

<b>Inflation Reduction Act (IRA) (dollars in millions)</b>		
2022 - 2023 Actual Obligations	2024+outyears Planned Obligations	Total
\$-	\$-	\$-

**Description of major changes from 2024 Enacted in the 2025 President’s Budget Request:**

Maintains FY24 levels

**Description of reported data:**

Funding amounts were derived by totaling budget authority or requested authority for the individual budget line items, program awarding to or primarily serving tribal governments, organizations, individuals. The Native American Endowment program has interest earned, this impacts the amount estimated in President's Budget and the actual authority realized.

**Description of how funds are expended:**

competitive grants: 1994 Research Program, Ext. Services at the 1994 Institutions, Federally Recognized Tribes Extension Program, Alaska Native Serving and Native Hawaiian-serving Institutions Education Grants, and New Beginning for the Tribal Students. Higher Ed Payments to the 1994 (Native American Institutions) are grants, equal payments to each school. Tribal Colleges Endowment Fund (Native American Endowment Fund) are precluded from obligation and are instead invested to earn interest. Study on Tribal and Alaska Native Communities will be awarded as a grant or cooperative agreement based upon coordination with the USDA Office of Tribal Relations.



**Department of Agriculture (USDA) – National Institute of Food and Agriculture – Alaska Native Serving and Native Hawaiian-serving Institutions**

Education Grants

*Program Category: Education and training*

<b>Annual Budget and Appropriations (dollars in millions)</b>													
2023 President's Budget Request		2023 Enacted				2024 President's Budget Request		2024 Enacted			2025 President's Budget Request		
Disc.	Mand.	Disc.	Mand.	Disaster Supp.	Advance Approps. for 2024	Disc.	Mand.	Disc.	Mand.	Advance Approps. for 2025	Disc.	Mand.	Advance Approps. for 2026
\$3.2	\$-	\$5	\$-	\$-	\$-	\$5	\$-	\$5	\$-	\$-	\$5	\$-	\$-

<b>Bipartisan Infrastructure Law (BIL) (dollars in millions)</b>					
2022 - 2023 Actual Obligations		2024+outyears Planned Obligations		Total	
Disc.	Mand.	Disc.	Mand.	Disc.	Mand.
\$-	\$-	\$-	\$-	\$-	\$-

<b>Inflation Reduction Act (IRA) (dollars in millions)</b>		
2022 - 2023 Actual Obligations	2024+outyears Planned Obligations	Total
\$-	\$-	\$-

**Description of major changes from 2024 Enacted in the 2025 President's Budget Request:**

Maintains FY24 levels

**Description of reported data:**

Funding amounts were derived by totaling budget authority or requested authority for the individual budget line items, program awarding to or primarily serving tribal governments, organizations, individuals. The Native American Endowment program has interest earned, this impacts the amount estimated in President's Budget and the actual authority realized.

**Description of how funds are expended:**

competitive grants: 1994 Research Program, Ext. Services at the 1994 Institutions, Federally Recognized Tribes Extension Program, Alaska Native Serving and Native Hawaiian-serving Institutions Education Grants, and New Beginning for the Tribal Students. Higher Ed Payments to the 1994 (Native American Institutions) are grants, equal payments to each school. Tribal Colleges Endowment Fund (Native American Endowment Fund) are precluded from obligation and are instead invested to earn interest. Study on Tribal and Alaska Native Communities will be awarded as a grant or cooperative agreement based upon coordination with the USDA Office of Tribal Relations.

**Department of Agriculture (USDA) – National Institute of Food and Agriculture – Ext. Services at the 1994 Institutions**

*Program Category: Agriculture*

<b>Annual Budget and Appropriations (dollars in millions)</b>													
2023 President's Budget Request		2023 Enacted				2024 President's Budget Request		2024 Enacted			2025 President's Budget Request		
Disc.	Mand.	Disc.	Mand.	Disaster Supp.	Advance Approps. for 2024	Disc.	Mand.	Disc.	Mand.	Advance Approps. for 2025	Disc.	Mand.	Advance Approps. for 2026
\$19	\$-	\$11	\$-	\$-	\$-	\$21	\$-	\$11	\$-	\$-	\$21	\$-	\$-

<b>Bipartisan Infrastructure Law (BIL) (dollars in millions)</b>					
2022 - 2023 Actual Obligations		2024+outyears Planned Obligations		Total	
Disc.	Mand.	Disc.	Mand.	Disc.	Mand.
\$-	\$-	\$-	\$-	\$-	\$-

<b>Inflation Reduction Act (IRA) (dollars in millions)</b>		
2022 - 2023 Actual Obligations	2024+outyears Planned Obligations	Total
\$-	\$-	\$-

**Description of major changes from 2024 Enacted in the 2025 President's Budget Request:**

Increased funding for programs

**Description of reported data:**

Funding amounts were derived by totaling budget authority or requested authority for the individual budget line items, program awarding to or primarily serving tribal governments, organizations, individuals. The Native American Endowment program has interest earned, this impacts the amount estimated in President's Budget and the actual authority realized.

**Description of how funds are expended:**

competitive grants: 1994 Research Program, Ext. Services at the 1994 Institutions, Federally Recognized Tribes Extension Program, Alaska Native Serving and Native Hawaiian-serving Institutions Education Grants, and New Beginning for the Tribal Students. Higher Ed Payments to the 1994 (Native American Institutions) are grants, equal payments to each school. Tribal Colleges Endowment Fund (Native American Endowment Fund) are precluded from obligation and are instead invested to earn interest. Study on Tribal and Alaska Native Communities will be awarded as a grant or cooperative agreement based upon coordination with the USDA Office of Tribal Relations.

**Department of Agriculture (USDA) – National Institute of Food and Agriculture – Federally Recognized Tribes Extension Program**

*Program Category: Agriculture*

<b>Annual Budget and Appropriations (dollars in millions)</b>													
2023 President's Budget Request		2023 Enacted				2024 President's Budget Request		2024 Enacted			2025 President's Budget Request		
Disc.	Mand.	Disc.	Mand.	Disaster Supp.	Advance Approps. for 2024	Disc.	Mand.	Disc.	Mand.	Advance Approps. for 2025	Disc.	Mand.	Advance Approps. for 2026
\$7.7	\$-	\$4.3	\$-	\$-	\$-	\$7.7	\$-	\$4	\$-	\$-	\$7.7	\$-	\$-

<b>Bipartisan Infrastructure Law (BIL) (dollars in millions)</b>					
2022 - 2023 Actual Obligations		2024+outyears Planned Obligations		Total	
Disc.	Mand.	Disc.	Mand.	Disc.	Mand.
\$-	\$-	\$-	\$-	\$-	\$-

<b>Inflation Reduction Act (IRA) (dollars in millions)</b>		
2022 - 2023 Actual Obligations	2024+outyears Planned Obligations	Total
\$-	\$-	\$-

**Description of major changes from 2024 Enacted in the 2025 President's Budget Request:**

Increased funding for programs

**Description of reported data:**

Funding amounts were derived by totaling budget authority or requested authority for the individual budget line items, program awarding to or primarily serving tribal governments, organizations, individuals. The Native American Endowment program has interest earned, this impacts the amount estimated in President's Budget and the actual authority realized.

**Description of how funds are expended:**

competitive grants: 1994 Research Program, Ext. Services at the 1994 Institutions, Federally Recognized Tribes Extension Program, Alaska Native Serving and Native Hawaiian-serving Institutions Education Grants, and New Beginning for the Tribal Students. Higher Ed Payments to the 1994 (Native American Institutions) are grants, equal payments to each school. Tribal Colleges Endowment Fund (Native American Endowment Fund) are precluded from obligation and are instead invested to earn interest. Study on Tribal and Alaska Native Communities will be awarded as a grant or cooperative agreement based upon coordination with the USDA Office of Tribal Relations.

**Department of Agriculture (USDA) – National Institute of Food and Agriculture – Higher Ed Payments to the 1994 (Native American Institutions)**  
*Program Category: Agriculture*

<b>Annual Budget and Appropriations (dollars in millions)</b>													
2023 President's Budget Request		2023 Enacted				2024 President's Budget Request		2024 Enacted			2025 President's Budget Request		
Disc.	Mand.	Disc.	Mand.	Disaster Supp.	Advance Approps. for 2024	Disc.	Mand.	Disc.	Mand.	Advance Approps. for 2025	Disc.	Mand.	Advance Approps. for 2026
\$15	\$-	\$7	\$-	\$-	\$-	\$15	\$-	\$7	\$-	\$-	\$15	\$-	\$-

<b>Bipartisan Infrastructure Law (BIL) (dollars in millions)</b>					
2022 - 2023 Actual Obligations		2024+outyears Planned Obligations		Total	
Disc.	Mand.	Disc.	Mand.	Disc.	Mand.
\$-	\$-	\$-	\$-	\$-	\$-

<b>Inflation Reduction Act (IRA) (dollars in millions)</b>		
2022 - 2023 Actual Obligations	2024+outyears Planned Obligations	Total
\$-	\$-	\$-

**Description of major changes from 2024 Enacted in the 2025 President's Budget Request:**

Increased funding for programs

**Description of reported data:**

Funding amounts were derived by totaling budget authority or requested authority for the individual budget line items, program awarding to or primarily serving tribal governments, organizations, individuals. The Native American Endowment program has interest earned, this impacts the amount estimated in President's Budget and the actual authority realized.

**Description of how funds are expended:**

competitive grants: 1994 Research Program, Ext. Services at the 1994 Institutions, Federally Recognized Tribes Extension Program, Alaska Native Serving and Native Hawaiian-serving Institutions Education Grants, and New Beginning for the Tribal Students. Higher Ed Payments to the 1994 (Native American Institutions) are grants, equal payments to each school. Tribal Colleges Endowment Fund (Native American Endowment Fund) are precluded from obligation and are instead invested to earn interest. Study on Tribal and Alaska Native Communities will be awarded as a grant or cooperative agreement based upon coordination with the USDA Office of Tribal Relations.

**Department of Agriculture (USDA) – National Institute of Food and Agriculture – Higher Ed- Interest Earned for Native American Endowment Fund**  
 (Tribal College)  
 Program Category: Agriculture

<b>Annual Budget and Appropriations (dollars in millions)</b>													
2023 President’s Budget Request		2023 Enacted				2024 President’s Budget Request		2024 Enacted			2025 President’s Budget Request		
Disc.	Mand.	Disc.	Mand.	Disaster Supp.	Advance Approps. for 2024	Disc.	Mand.	Disc.	Mand.	Advance Approps. for 2025	Disc.	Mand.	Advance Approps. for 2026
\$5.2	\$-	\$4.5	\$-	\$-	\$-	\$5.2	\$-	\$5.4	\$-	\$-	\$5.2	\$-	\$-

<b>Bipartisan Infrastructure Law (BIL) (dollars in millions)</b>					
2022 - 2023 Actual Obligations		2024+outyears Planned Obligations		Total	
Disc.	Mand.	Disc.	Mand.	Disc.	Mand.
\$-	\$-	\$-	\$-	\$-	\$-

<b>Inflation Reduction Act (IRA) (dollars in millions)</b>		
2022 - 2023 Actual Obligations	2024+outyears Planned Obligations	Total
\$-	\$-	\$-

**Description of major changes from 2024 Enacted in the 2025 President’s Budget Request:**

Increased funding for programs

**Description of reported data:**

Funding amounts were derived by totaling budget authority or requested authority for the individual budget line items, program awarding to or primarily serving tribal governments, organizations, individuals. The Native American Endowment program has interest earned, this impacts the amount estimated in President's Budget and the actual authority realized.

**Description of how funds are expended:**

competitive grants: 1994 Research Program, Ext. Services at the 1994 Institutions, Federally Recognized Tribes Extension Program, Alaska Native Serving and Native Hawaiian-serving Institutions Education Grants, and New Beginning for the Tribal Students. Higher Ed Payments to the 1994 (Native American Institutions) are grants, equal payments to each school. Tribal Colleges Endowment Fund (Native American Endowment Fund) are precluded from obligation and are instead invested to earn interest. Study on Tribal and Alaska Native Communities will be awarded as a grant or cooperative agreement based upon coordination with the USDA Office of Tribal Relations.

**Department of Agriculture (USDA) – National Institute of Food and Agriculture – IRA - Tribal Extension Program**

*Program Category: Agriculture*

<b>Annual Budget and Appropriations (dollars in millions)</b>													
2023 President’s Budget Request		2023 Enacted				2024 President’s Budget Request		2024 Enacted			2025 President’s Budget Request		
Disc.	Mand.	Disc.	Mand.	Disaster Supp.	Advance Approps. for 2024	Disc.	Mand.	Disc.	Mand.	Advance Approps. for 2025	Disc.	Mand.	Advance Approps. for 2026
\$-	\$-	\$-	\$-	\$-	\$-	\$-	\$-	\$-	\$-	\$-	\$-	\$-	\$-

<b>Bipartisan Infrastructure Law (BIL) (dollars in millions)</b>					
2022 - 2023 Actual Obligations		2024+outyears Planned Obligations		Total	
Disc.	Mand.	Disc.	Mand.	Disc.	Mand.
\$-	\$-	\$-	\$-	\$-	\$-

<b>Inflation Reduction Act (IRA) (dollars in millions)</b>		
2022 - 2023 Actual Obligations	2024+outyears Planned Obligations	Total
\$5	\$-	\$5

**Description of major changes from 2024 Enacted in the 2025 President’s Budget Request:**

No major changes.

**Description of reported data:**

Funding amounts were derived by totaling budget authority or requested authority for the individual budget line items, program awarding to or primarily serving tribal governments, organizations, individuals. The Native American Endowment program has interest earned, this impacts the amount estimated in President's Budget and the actual authority realized.

**Description of how funds are expended:**

competitive grants: 1994 Research Program, Ext. Services at the 1994 Institutions, Federally Recognized Tribes Extension Program, Alaska Native Serving and Native Hawaiian-serving Institutions Education Grants, and New Beginning for the Tribal Students. Higher Ed Payments to the 1994 (Native American Institutions) are grants, equal payments to each school. Tribal Colleges Endowment Fund (Native American Endowment Fund) are precluded from obligation and are instead invested to earn interest. Study on Tribal and Alaska Native Communities will be awarded as a grant or cooperative agreement based upon coordination with the USDA Office of Tribal Relations.

**Department of Agriculture (USDA) – National Institute of Food and Agriculture – New Beginning for the Tribal Students**

*Program Category: Education and training*

<b>Annual Budget and Appropriations (dollars in millions)</b>													
2023 President’s Budget Request		2023 Enacted				2024 President’s Budget Request		2024 Enacted			2025 President’s Budget Request		
Disc.	Mand.	Disc.	Mand.	Disaster Supp.	Advance Approps. for 2024	Disc.	Mand.	Disc.	Mand.	Advance Approps. for 2025	Disc.	Mand.	Advance Approps. for 2026
\$5	\$-	\$5	\$-	\$-	\$-	\$5	\$-	\$5	\$-	\$-	\$5	\$-	\$-

<b>Bipartisan Infrastructure Law (BIL) (dollars in millions)</b>					
2022 - 2023 Actual Obligations		2024+outyears Planned Obligations		Total	
Disc.	Mand.	Disc.	Mand.	Disc.	Mand.
\$-	\$-	\$-	\$-	\$-	\$-

<b>Inflation Reduction Act (IRA) (dollars in millions)</b>		
2022 - 2023 Actual Obligations	2024+outyears Planned Obligations	Total
\$-	\$-	\$-

**Description of major changes from 2024 Enacted in the 2025 President’s Budget Request:**

Maintains FY24 levels

**Description of reported data:**

Funding amounts were derived by totaling budget authority or requested authority for the individual budget line items, program awarding to or primarily serving tribal governments, organizations, individuals. The Native American Endowment program has interest earned, this impacts the amount estimated in President's Budget and the actual authority realized.

**Description of how funds are expended:**

competitive grants: 1994 Research Program, Ext. Services at the 1994 Institutions, Federally Recognized Tribes Extension Program, Alaska Native Serving and Native Hawaiian-serving Institutions Education Grants, and New Beginning for the Tribal Students. Higher Ed Payments to the 1994 (Native American Institutions) are grants, equal payments to each school. Tribal Colleges Endowment Fund (Native American Endowment Fund) are precluded from obligation and are instead invested to earn interest. Study on Tribal and Alaska Native Communities will be awarded as a grant or cooperative agreement based upon coordination with the USDA Office of Tribal Relations.

**Department of Agriculture (USDA) – National Institute of Food and Agriculture – Study on Tribal and Alaska Native Communities**

*Program Category: Agriculture*

<b>Annual Budget and Appropriations (dollars in millions)</b>													
2023 President’s Budget Request		2023 Enacted				2024 President’s Budget Request		2024 Enacted			2025 President’s Budget Request		
Disc.	Mand.	Disc.	Mand.	Disaster Supp.	Advance Approps. for 2024	Disc.	Mand.	Disc.	Mand.	Advance Approps. for 2025	Disc.	Mand.	Advance Approps. for 2026
\$-	\$-	\$-	\$-	\$-	\$-	\$1.5	\$-	\$-	\$-	\$-	\$-	\$-	\$-

<b>Bipartisan Infrastructure Law (BIL) (dollars in millions)</b>					
2022 - 2023 Actual Obligations		2024+outyears Planned Obligations		Total	
Disc.	Mand.	Disc.	Mand.	Disc.	Mand.
\$-	\$-	\$-	\$-	\$-	\$-

<b>Inflation Reduction Act (IRA) (dollars in millions)</b>		
2022 - 2023 Actual Obligations	2024+outyears Planned Obligations	Total
\$-	\$-	\$-

**Description of major changes from 2024 Enacted in the 2025 President’s Budget Request:**

Maintains FY 2024 Enacted levels; no new funding requested in 2025 Budget

**Description of reported data:**

Funding amounts were derived by totaling budget authority or requested authority for the individual budget line items, program awarding to or primarily serving tribal governments, organizations, individuals. The Native American Endowment program has interest earned, this impacts the amount estimated in President's Budget and the actual authority realized.

**Description of how funds are expended:**

competitive grants: 1994 Research Program, Ext. Services at the 1994 Institutions, Federally Recognized Tribes Extension Program, Alaska Native Serving and Native Hawaiian-serving Institutions Education Grants, and New Beginning for the Tribal Students. Higher Ed Payments to the 1994 (Native American Institutions) are grants, equal payments to each school. Tribal Colleges Endowment Fund (Native American Endowment Fund) are precluded from obligation and are instead invested to earn interest. Study on Tribal and Alaska Native Communities will be awarded as a grant or cooperative agreement based upon coordination with the USDA Office of Tribal Relations.



**Department of Agriculture (USDA) – National Institute of Food and Agriculture – Tribal Colleges Endowment Fund (Native American Endowment Fund) [Non-Add]**

*Program Category: Agriculture*

<b>Annual Budget and Appropriations (dollars in millions)</b>													
2023 President’s Budget Request		2023 Enacted				2024 President’s Budget Request		2024 Enacted			2025 President’s Budget Request		
Disc.	Mand.	Disc.	Mand.	Disaster Supp.	Advance Approps. for 2024	Disc.	Mand.	Disc.	Mand.	Advance Approps. for 2025	Disc.	Mand.	Advance Approps. for 2026
\$[11.9]	\$[-]	\$[-]	\$[-]	\$[-]	\$[-]	\$[11.9]	\$[-]	\$[11.9]	\$[-]	\$[-]	\$[11.9]	\$[-]	\$[-]

<b>Bipartisan Infrastructure Law (BIL) (dollars in millions)</b>					
2022 - 2023 Actual Obligations		2024+outyears Planned Obligations		Total	
Disc.	Mand.	Disc.	Mand.	Disc.	Mand.
\$[-]	\$[-]	\$[-]	\$[-]	\$[-]	\$[-]

<b>Inflation Reduction Act (IRA) (dollars in millions)</b>		
2022 - 2023 Actual Obligations	2024+outyears Planned Obligations	Total
\$[-]	\$[-]	\$[-]

**Description of major changes from 2024 Enacted in the 2025 President’s Budget Request:**

Maintains FY24 levels

**Description of reported data:**

Funding amounts were derived by totaling budget authority or requested authority for the individual budget line items, program awarding to or primarily serving tribal governments, organizations, individuals. The Native American Endowment program corpus reported here is precluded from obligation; it has interest earned reported on a separate line, which impacts the amount estimated in President's Budget and the actual authority realized.

**Description of how funds are expended:**

competitive grants: 1994 Research Program, Ext. Services at the 1994 Institutions, Federally Recognized Tribes Extension Program, Alaska Native Serving and Native Hawaiian-serving Institutions Education Grants, and New Beginning for the Tribal Students. Higher Ed Payments to the 1994 (Native American Institutions) are grants, equal payments to each school. Tribal Colleges Endowment Fund (Native American Endowment Fund) are precluded from obligation and are instead invested to earn interest. Study on Tribal and Alaska Native Communities will be awarded as a grant or cooperative agreement based upon coordination with the USDA Office of Tribal Relations.

**Department of Agriculture (USDA) – Natural Resources Conservation Service (NRCS) – Agricultural Management Assistance Program**

*Program Category: Natural resources and environment*

<b>Annual Budget and Appropriations (dollars in millions)</b>													
2023 President's Budget Request		2023 Enacted				2024 President's Budget Request		2024 Enacted			2025 President's Budget Request		
Disc.	Mand.	Disc.	Mand.	Disaster Supp.	Advance Approps. for 2024	Disc.	Mand.	Disc.	Mand.	Advance Approps. for 2025	Disc.	Mand.	Advance Approps. for 2026
\$-	\$1	\$-	\$0.5	\$-	\$-	\$-	\$0.5	\$-	\$0.4	\$-	\$-	\$0.4	\$-

<b>Bipartisan Infrastructure Law (BIL) (dollars in millions)</b>					
2022 - 2023 Actual Obligations		2024+outyears Planned Obligations		Total	
Disc.	Mand.	Disc.	Mand.	Disc.	Mand.
\$-	\$-	\$-	\$-	\$-	\$-

<b>Inflation Reduction Act (IRA) (dollars in millions)</b>		
2022 - 2023 Actual Obligations	2024+outyears Planned Obligations	Total
\$-	\$-	\$-

**Description of major changes from 2024 Enacted in the 2025 President's Budget Request:**

No major changes.

**Description of reported data:**

The data provided reflects financial assistance obligations, on contracts where the participant has labeled himself/herself as American Indian/Alaska Native.

**Description of how funds are expended:**

The funds are provided directly to the individual(s) on the contract.

**Department of Agriculture (USDA) – Natural Resources Conservation Service (NRCS) – Conservation Stewardship Program**

*Program Category: Natural resources and environment*

<b>Annual Budget and Appropriations (dollars in millions)</b>													
2023 President's Budget Request		2023 Enacted				2024 President's Budget Request		2024 Enacted			2025 President's Budget Request		
Disc.	Mand.	Disc.	Mand.	Disaster Supp.	Advance Approps. for 2024	Disc.	Mand.	Disc.	Mand.	Advance Approps. for 2025	Disc.	Mand.	Advance Approps. for 2026
\$-	\$12	\$-	\$12	\$-	\$-	\$-	\$12	\$-	\$12	\$-	\$-	\$12	\$-

<b>Bipartisan Infrastructure Law (BIL) (dollars in millions)</b>					
2022 - 2023 Actual Obligations		2024+outyears Planned Obligations		Total	
Disc.	Mand.	Disc.	Mand.	Disc.	Mand.
\$-	\$-	\$-	\$-	\$-	\$-

<b>Inflation Reduction Act (IRA) (dollars in millions)</b>		
2022 - 2023 Actual Obligations	2024+outyears Planned Obligations	Total
\$2.5	\$30	\$32.5

**Description of major changes from 2024 Enacted in the 2025 President's Budget Request:**

No major changes.

**Description of reported data:**

The data provided reflects financial assistance on contracts based on the participant labeling himself/herself as American Indian/Alaska Native. The agency estimates a proportional increase in IRA program participation.

**Description of how funds are expended:**

The funds are provided directly to the individual(s) on the contract. Participation is voluntary in the agency programs - outreach is performed to increase participation.

**Department of Agriculture (USDA) – Natural Resources Conservation Service (NRCS) – Emergency Watershed Protection Program**

*Program Category: Natural resources and environment*

<b>Annual Budget and Appropriations (dollars in millions)</b>													
2023 President’s Budget Request		2023 Enacted				2024 President’s Budget Request		2024 Enacted			2025 President’s Budget Request		
Disc.	Mand.	Disc.	Mand.	Disaster Supp.	Advance Approps. for 2024	Disc.	Mand.	Disc.	Mand.	Advance Approps. for 2025	Disc.	Mand.	Advance Approps. for 2026
\$3	\$-	\$4	\$-	\$3	\$-	\$-	\$-	\$-	\$-	\$-	\$-	\$-	\$-

<b>Bipartisan Infrastructure Law (BIL) (dollars in millions)</b>					
2022 - 2023 Actual Obligations		2024+outyears Planned Obligations		Total	
Disc.	Mand.	Disc.	Mand.	Disc.	Mand.
\$33	\$-	\$5	\$-	\$38	\$-

<b>Inflation Reduction Act (IRA) (dollars in millions)</b>		
2022 - 2023 Actual Obligations	2024+outyears Planned Obligations	Total
\$-	\$-	\$-

**Description of major changes from 2024 Enacted in the 2025 President’s Budget Request:**

Change in projection related to program funding not requested in FY24.

**Description of reported data:**

The data provided reflects financial assistance obligations, on contracts where the project benefits will go directly to American Indians/Alaska Natives. The reason for year to year changes is based on the number of requests that are received for tribal projects. That number varies from year to year. However, in 2022 based on the levels of funding provided by BIL (IIJA) the agency set aside funding and had specific targets for Tribal WFPO projects.

**Description of how funds are expended:**

The funds are provided directly to the Sponsors on the contract.

**Department of Agriculture (USDA) – Natural Resources Conservation Service (NRCS) – Environmental Quality Incentives Program**

*Program Category: Natural resources and environment*

<b>Annual Budget and Appropriations (dollars in millions)</b>													
2023 President's Budget Request		2023 Enacted				2024 President's Budget Request		2024 Enacted			2025 President's Budget Request		
Disc.	Mand.	Disc.	Mand.	Disaster Supp.	Advance Approps. for 2024	Disc.	Mand.	Disc.	Mand.	Advance Approps. for 2025	Disc.	Mand.	Advance Approps. for 2026
\$-	\$40	\$-	\$40	\$-	\$-	\$-	\$40	\$-	\$40	\$-	\$-	\$40	\$-

<b>Bipartisan Infrastructure Law (BIL) (dollars in millions)</b>					
2022 - 2023 Actual Obligations		2024+outyears Planned Obligations		Total	
Disc.	Mand.	Disc.	Mand.	Disc.	Mand.
\$-	\$-	\$-	\$-	\$-	\$-

<b>Inflation Reduction Act (IRA) (dollars in millions)</b>		
2022 - 2023 Actual Obligations	2024+outyears Planned Obligations	Total
\$5	\$164	\$169

**Description of major changes from 2024 Enacted in the 2025 President's Budget Request:**

No major changes.

**Description of reported data:**

The data provided reflects financial assistance on contracts based on the participant labeling himself/herself as American Indian/Alaska Native. The agency estimates a proportional increase in IRA program participation.

**Description of how funds are expended:**

The funds are provided directly to the individual(s) on the contract.

**Department of Agriculture (USDA) – Natural Resources Conservation Service (NRCS) – Regional Conservation Partnership Program**

*Program Category: Natural resources and environment*

<b>Annual Budget and Appropriations (dollars in millions)</b>													
2023 President's Budget Request		2023 Enacted				2024 President's Budget Request		2024 Enacted			2025 President's Budget Request		
Disc.	Mand.	Disc.	Mand.	Disaster Supp.	Advance Approps. for 2024	Disc.	Mand.	Disc.	Mand.	Advance Approps. for 2025	Disc.	Mand.	Advance Approps. for 2026
\$-	\$3	\$-	\$3	\$-	\$-	\$-	\$3	\$-	\$3	\$-	\$-	\$10.2	\$-

<b>Bipartisan Infrastructure Law (BIL) (dollars in millions)</b>					
2022 - 2023 Actual Obligations		2024+outyears Planned Obligations		Total	
Disc.	Mand.	Disc.	Mand.	Disc.	Mand.
\$-	\$-	\$-	\$-	\$-	\$-

<b>Inflation Reduction Act (IRA) (dollars in millions)</b>		
2022 - 2023 Actual Obligations	2024+outyears Planned Obligations	Total
\$2.5	\$47	\$49.5

**Description of major changes from 2024 Enacted in the 2025 President's Budget Request:**

No major changes.

**Description of reported data:**

The data provided reflects financial assistance on contracts based on the participant labeling himself/herself as American Indian/Alaska Native. The agency estimates a proportional increase in IRA program participation.

**Description of how funds are expended:**

The funds are provided directly to the individual(s) on the contract.

**Department of Agriculture (USDA) – Natural Resources Conservation Service (NRCS) – Watershed and Flood Prevention Operations**

*Program Category: Natural resources and environment*

<b>Annual Budget and Appropriations (dollars in millions)</b>													
2023 President’s Budget Request		2023 Enacted				2024 President’s Budget Request		2024 Enacted			2025 President’s Budget Request		
Disc.	Mand.	Disc.	Mand.	Disaster Supp.	Advance Approps. for 2024	Disc.	Mand.	Disc.	Mand.	Advance Approps. for 2025	Disc.	Mand.	Advance Approps. for 2026
\$3	\$-	\$5	\$-	\$-	\$-	\$6	\$-	\$5	\$-	\$-	\$5	\$-	\$-

<b>Bipartisan Infrastructure Law (BIL) (dollars in millions)</b>					
2022 - 2023 Actual Obligations		2024+outyears Planned Obligations		Total	
Disc.	Mand.	Disc.	Mand.	Disc.	Mand.
\$80	\$-	\$10	\$-	\$90	\$-

<b>Inflation Reduction Act (IRA) (dollars in millions)</b>		
2022 - 2023 Actual Obligations	2024+outyears Planned Obligations	Total
\$-	\$-	\$-

**Description of major changes from 2024 Enacted in the 2025 President’s Budget Request:**

No major changes for FY 2025. The 2024 Budget reflected a projected upward change in the number of requests for tribal WFPO assistance (a performance target), which was not supported in 2024 appropriations.

**Description of reported data:**

The data provided reflects financial assistance on contracts where the project benefits will go directly to American Indians/Alaska Natives.

**Description of how funds are expended:**

The funds are provided directly to the Sponsors on the contract. Explanation of year-to-year changes: The reason for the changes is mainly based on the number of requests that are received for tribal projects. That number varies from year to year. However, in 2022 based on the levels of funding provided by BIL (IIJA) the agency set aside funding and had specific targets for Tribal WFPO projects.

**Department of Agriculture (USDA) – Natural Resources Conservation Service (NRCS) – Watershed Rehabilitation**

*Program Category: Natural resources and environment*

<b>Annual Budget and Appropriations (dollars in millions)</b>													
2023 President's Budget Request		2023 Enacted				2024 President's Budget Request		2024 Enacted			2025 President's Budget Request		
Disc.	Mand.	Disc.	Mand.	Disaster Supp.	Advance Approps. for 2024	Disc.	Mand.	Disc.	Mand.	Advance Approps. for 2025	Disc.	Mand.	Advance Approps. for 2026
\$-	\$-	\$-	\$-	\$-	\$-	\$-	\$-	\$-	\$-	\$-	\$-	\$-	\$-

<b>Bipartisan Infrastructure Law (BIL) (dollars in millions)</b>					
2022 - 2023 Actual Obligations		2024+outyears Planned Obligations		Total	
Disc.	Mand.	Disc.	Mand.	Disc.	Mand.
\$2	\$-	\$-	\$-	\$2	\$-

<b>Inflation Reduction Act (IRA) (dollars in millions)</b>		
2022 - 2023 Actual Obligations	2024+outyears Planned Obligations	Total
\$-	\$-	\$-

**Description of major changes from 2024 Enacted in the 2025 President's Budget Request:**

No change.

**Description of reported data:**

The data provided reflects financial assistance obligations, on contracts where the project benefits will go directly to American Indians/Alaska Natives. The reason for year to year changes is based on the number of requests that are received for tribal projects. That number varies from year to year. However, in 2022 based on the levels of funding provided by BIL (IIJA) the agency set aside funding and had specific targets for Tribal WFPO projects.

**Description of how funds are expended:**

The funds are provided directly to the Sponsors on the contract.



**Department of Agriculture (USDA) – Office of the Secretary – Office of Tribal Relations**

*Program Category: Energy*

<b>Annual Budget and Appropriations (dollars in millions)</b>													
2023 President's Budget Request		2023 Enacted				2024 President's Budget Request		2024 Enacted			2025 President's Budget Request		
Disc.	Mand.	Disc.	Mand.	Disaster Supp.	Advance Approps. for 2024	Disc.	Mand.	Disc.	Mand.	Advance Approps. for 2025	Disc.	Mand.	Advance Approps. for 2026
\$6.5	\$-	\$5.2	\$-	\$-	\$-	\$6.5	\$-	\$5.2	\$-	\$-	\$6.6	\$-	\$-

<b>Bipartisan Infrastructure Law (BIL) (dollars in millions)</b>					
2022 - 2023 Actual Obligations		2024+outyears Planned Obligations		Total	
Disc.	Mand.	Disc.	Mand.	Disc.	Mand.
\$-	\$-	\$-	\$-	\$-	\$-

<b>Inflation Reduction Act (IRA) (dollars in millions)</b>		
2022 - 2023 Actual Obligations	2024+outyears Planned Obligations	Total
\$0.4	\$2.5	\$2.9

**Description of major changes from 2024 Enacted in the 2025 President's Budget Request:**

For FY 2025, the Department is requesting \$6.6M for the Office of Tribal Relations (OTR) which includes base funds from FY 2024 plus \$1.371M that would support the Office of Tribal Colleges and Universities. OTR has received \$2.9M to carry out administrative functions of subtitles B and D of the Inflation Reduction Act. Funding received from Sections 21002, 22005, and 23005.

**Description of reported data:**

Funding for the OTR is appropriated within the amount provided by Congress to OSEC. OTR leads the intergovernmental role for the Department with 574 Federally recognized Tribes. Efforts through consultation, coordination and collaboration support the preservation of the government to government relationship and enhance access to USDA's various programs and services to Tribes, tribal organizations and citizens. The base budget request in FY25 will fund the USDA's Tribal Self-Determination Initiative (TSDI) and the Indigenous Food Sovereignty Initiative (IFSA). The TSDI will bring the necessary expertise, training, capacity building to institutionalize tribal self-determination throughout USDA. The IFSA – which will also incorporate CEQs Indigenous Traditional Ecological Knowledge (ITEK) directive – will institutionalize traditional food ways and agricultural practices, Indian Country fair food and agriculture markets, and Indigenous health through foods tailored to American Indian/Alaska Native (AI/AN) dietary needs.

**Description of how funds are expended:**

For FY25, the \$2.05 million for ITAN is paid through a Cooperative Agreement to the Intertribal Agriculture Council (IAC) that provides direct technical support to Tribes and Native Americans.

**Department of Agriculture (USDA) – Rural Development – Community Facilities Tribal College Initiative Grants**

*Program Category: Agriculture*

<b>Annual Budget and Appropriations (dollars in millions)</b>													
2023 President’s Budget Request		2023 Enacted				2024 President’s Budget Request		2024 Enacted			2025 President’s Budget Request		
Disc.	Mand.	Disc.	Mand.	Disaster Supp.	Advance Approps. for 2024	Disc.	Mand.	Disc.	Mand.	Advance Approps. for 2025	Disc.	Mand.	Advance Approps. for 2026
\$10	\$-	\$10	\$-	\$-	\$-	\$10	\$-	\$8	\$-	\$-	\$10	\$-	\$-

<b>Bipartisan Infrastructure Law (BIL) (dollars in millions)</b>					
2022 - 2023 Actual Obligations		2024+outyears Planned Obligations		Total	
Disc.	Mand.	Disc.	Mand.	Disc.	Mand.
\$-	\$-	\$-	\$-	\$-	\$-

<b>Inflation Reduction Act (IRA) (dollars in millions)</b>		
2022 - 2023 Actual Obligations	2024+outyears Planned Obligations	Total
\$-	\$-	\$-

**Description of major changes from 2024 Enacted in the 2025 President’s Budget Request:**

The FY 2025 Budget requests \$10 million for tribal college grants, an increase of \$2 million from the 2024 enacted level.

**Description of reported data:**

Funding for this program is provided in the annual appropriations. This funding is authorized by section 306(a)(19) of Consolidated Farm and Rural Development Act. (19)Community facilities grant program.— (A)In general.— The Secretary may make grants, in a total amount not to exceed \$10,000,000 for any fiscal year, to associations, units of general local government, nonprofit corporations, Indian Tribes (as defined in section 5304(e) of title 25), and federally recognized Indian tribes to provide the Federal share of the cost of developing specific essential community facilities in rural areas. (B)Federal share.— (i)In general.— Except as provided in clauses (ii) and (iii), the Secretary shall, by regulation, establish the amount of the Federal share of the cost of the facility under this paragraph. (ii)Maximum amount.— The amount of a grant provided under this paragraph for a facility shall not exceed 75 percent of the cost of developing the facility. (iii)Graduated scale.— The Secretary shall provide for a graduated scale for the amount of the Federal share provided under this paragraph, with higher Federal shares for facilities in communities that have lower community population and income levels, as determined by the Secretary.

**Description of how funds are expended:**

The Community Facilities Program’s Tribal College grants are distributed directly to 1994 Tribal Land Grant Colleges and Universities.

**Department of Agriculture (USDA) – Rural Development – Intermediary Relending Program – Tribal Set-aside**

*Program Category: Agriculture*

<b>Annual Budget and Appropriations (dollars in millions)</b>													
2023 President's Budget Request		2023 Enacted				2024 President's Budget Request		2024 Enacted			2025 President's Budget Request		
Disc.	Mand.	Disc.	Mand.	Disaster Supp.	Advance Approps. for 2024	Disc.	Mand.	Disc.	Mand.	Advance Approps. for 2025	Disc.	Mand.	Advance Approps. for 2026
\$0.3	\$-	\$0.6	\$-	\$-	\$-	\$1.2	\$-	\$0.6	\$-	\$-	\$0.6	\$-	\$-

<b>Bipartisan Infrastructure Law (BIL) (dollars in millions)</b>					
2022 - 2023 Actual Obligations		2024+outyears Planned Obligations		Total	
Disc.	Mand.	Disc.	Mand.	Disc.	Mand.
\$-	\$-	\$-	\$-	\$-	\$-

<b>Inflation Reduction Act (IRA) (dollars in millions)</b>		
2022 - 2023 Actual Obligations	2024+outyears Planned Obligations	Total
\$-	\$-	\$-

**Description of major changes from 2024 Enacted in the 2025 President's Budget Request:**

The FY 2025 budget includes a \$643,000 tribal set aside in the Intermediary Relending Program. The Intermediary Relending Program (IRP) tribal set-aside FY 2025 request is an increased by \$70,000.

**Description of reported data:**

The Native American funding set aside is available until June 30, 2023 and is for Federally Recognized Native American Tribes.

**Description of how funds are expended:**

The Native American set-aside funding for the Intermediary Relending Program is distributed either directly to Tribes or to non-profit organizations that certify that at least 75 percent of the project will benefit members of federally recognized tribes.

**Department of Agriculture (USDA) – Rural Development – IRA Sec 22001 Additional Funding from Electric Loans for Renewable Energy**

*Program Category: Agriculture*

<b>Annual Budget and Appropriations (dollars in millions)</b>													
2023 President’s Budget Request		2023 Enacted				2024 President’s Budget Request		2024 Enacted			2025 President’s Budget Request		
Disc.	Mand.	Disc.	Mand.	Disaster Supp.	Advance Approps. for 2024	Disc.	Mand.	Disc.	Mand.	Advance Approps. for 2025	Disc.	Mand.	Advance Approps. for 2026
\$-	\$-	\$-	\$-	\$-	\$-	\$-	\$-	\$-	\$-	\$-	\$-	\$-	\$-

<b>Bipartisan Infrastructure Law (BIL) (dollars in millions)</b>					
2022 - 2023 Actual Obligations		2024+outyears Planned Obligations		Total	
Disc.	Mand.	Disc.	Mand.	Disc.	Mand.
\$-	\$-	\$-	\$-	\$-	\$-

<b>Inflation Reduction Act (IRA) (dollars in millions)</b>		
2022 - 2023 Actual Obligations	2024+outyears Planned Obligations	Total
\$-	\$305.6	\$305.6

**Description of major changes from 2024 Enacted in the 2025 President’s Budget Request:**

The Inflation Reduction Act (IRA) did not specifically direct funding for RD Tribal related programs.

**Description of reported data:**

The Inflation Reduction Act includes section 22001 providing funding to support Electric loan forgiveness. Forgivable loans for utility-scale clean energy projects include wind, solar, hydropower, biomass, and geothermal - including energy storage projects in support of loans under Section 317 of the Rural Electrification Act. The program goal is to increase clean energy uptake in rural America and make it significantly more affordable for vulnerable, energy- disadvantaged, and Tribal communities. Eligible borrowers are Corporations, other for-profit entities, States, Territories, and subdivisions and agencies thereof; municipalities, peoples’ utility districts and cooperative, nonprofit, or limited-dividend, or mutual associations organized under the laws of any State or Territory of the United States; tribes and tribal entities. This program will offer up to 50 percent of the loan forgiveness, and the Secretary can establish criteria for going above 50 percent. Applicants must meet minimum standards. The program will offer up to 50 percent loan forgiveness if a project serves 60 percent or more tribal members or if it is owned by a tribal government, as defined by the Federally Recognized Indian Tribe List Act of 1994.

**Description of how funds are expended:**

The IRA Section 22001 Electric loan program will offer up to 50 percent of the loan may be forgiven, and the Secretary can establish criteria for going above 50 percent. Applicants must meet minimum standards. Up to 50 percent loan forgiveness if project that serves 60 percent or more

tribal members or is owned by a tribal government, as defined by the Federally Recognized Indian Tribe List Act of 1994 and their arms and instrumentalities.

**Department of Agriculture (USDA) – Rural Development – ReConnect Grants**

*Program Category: Agriculture*

<b>Annual Budget and Appropriations (dollars in millions)</b>													
2023 President’s Budget Request		2023 Enacted				2024 President’s Budget Request		2024 Enacted			2025 President’s Budget Request		
Disc.	Mand.	Disc.	Mand.	Disaster Supp.	Advance Approps. for 2024	Disc.	Mand.	Disc.	Mand.	Advance Approps. for 2025	Disc.	Mand.	Advance Approps. for 2026
\$132	\$-	\$28.7	\$-	\$-	\$-	\$66.5	\$-	\$66.5	\$-	\$-	\$33.5	\$-	\$-

<b>Bipartisan Infrastructure Law (BIL) (dollars in millions)</b>					
2022 - 2023 Actual Obligations		2024+outyears Planned Obligations		Total	
Disc.	Mand.	Disc.	Mand.	Disc.	Mand.
\$53.7	\$-	\$-	\$-	\$53.7	\$-

<b>Inflation Reduction Act (IRA) (dollars in millions)</b>		
2022 - 2023 Actual Obligations	2024+outyears Planned Obligations	Total
\$-	\$-	\$-

**Description of major changes from 2024 Enacted in the 2025 President’s Budget Request:**

The ReConnect program did not receive supplemental funding set aside for Tribal Areas through (BIL) for FY2022 or FY2023. However, the BIL directed RD to waive any matching funds required for pilot program projects funded from amounts provided under this heading in this Act for Alaska Native Corporations and/or federally recognized Tribes.

**Description of reported data:**

There is not a set aside for Native Americans in the Reconnect program.

**Description of how funds are expended:**

ReConnect grants in tribal areas may be used directly by tribes, or entities owned by tribes, as well as non-tribal entities. Funds are distributed directly to the award recipient.

**Department of Agriculture (USDA) – Rural Development – Rural Alaska Village Grants**

*Program Category: Agriculture*

<b>Annual Budget and Appropriations (dollars in millions)</b>													
2023 President’s Budget Request		2023 Enacted				2024 President’s Budget Request		2024 Enacted			2025 President’s Budget Request		
Disc.	Mand.	Disc.	Mand.	Disaster Supp.	Advance Approps. for 2024	Disc.	Mand.	Disc.	Mand.	Advance Approps. for 2025	Disc.	Mand.	Advance Approps. for 2026
\$26	\$-	\$18	\$-	\$-	\$-	\$26	\$-	\$16	\$-	\$-	\$18	\$-	\$-

<b>Bipartisan Infrastructure Law (BIL) (dollars in millions)</b>					
2022 - 2023 Actual Obligations		2024+outyears Planned Obligations		Total	
Disc.	Mand.	Disc.	Mand.	Disc.	Mand.
\$-	\$-	\$-	\$-	\$-	\$-

<b>Inflation Reduction Act (IRA) (dollars in millions)</b>		
2022 - 2023 Actual Obligations	2024+outyears Planned Obligations	Total
\$-	\$-	\$-

**Description of major changes from 2024 Enacted in the 2025 President’s Budget Request:**

For Water and Environmental Programs (WEP), the FY2025 budget provides a set-aside of \$42 million for Water and Waste Disposal Tribal Grants and rural Alaska Villages, a \$4 million increase from the 2024 enacted level, with set asides of \$24 million and \$18 million respectively.

**Description of reported data:**

Congress provides appropriations language that determines the level of funding set-aside for Native American and Alaskan Villages within the respective programs. This is true for every program except the Water and Waste Disposal Tribal and Rural Alaska Village Grant programs. Those two programs combined received \$38 million in the FY 2024 enacted budget. The Rural Utilities Service’s Water & Environmental Program (WEP) leadership determines, based on past year(s) demand, the level of funding allocated to each account. The same parameters were used for the FY 2025 budget allocations for these accounts.

**Description of how funds are expended:**

The Water & Environmental Program’s Native American set-aside dollars are primarily used directly by federally recognized Tribes, although tribal water authorities and tribal water utilities can also access the funding. Occasionally, non-Tribal water utilities access this funding in partnership with Tribes. In those cases, the non-Tribal applicant must certify that at least 50 percent of the project will benefit members of federally recognized Tribes and document that the respective Tribal government(s) support(s) the project.

**Department of Agriculture (USDA) – Rural Development – Rural Business Development Grants – Tribal Set-aside**

*Program Category: Agriculture*

<b>Annual Budget and Appropriations (dollars in millions)</b>													
2023 President's Budget Request		2023 Enacted				2024 President's Budget Request		2024 Enacted			2025 President's Budget Request		
Disc.	Mand.	Disc.	Mand.	Disaster Supp.	Advance Approps. for 2024	Disc.	Mand.	Disc.	Mand.	Advance Approps. for 2025	Disc.	Mand.	Advance Approps. for 2026
\$4	\$-	\$4	\$-	\$-	\$-	\$4	\$-	\$4.5	\$-	\$-	\$4.5	\$-	\$-

<b>Bipartisan Infrastructure Law (BIL) (dollars in millions)</b>					
2022 - 2023 Actual Obligations		2024+outyears Planned Obligations		Total	
Disc.	Mand.	Disc.	Mand.	Disc.	Mand.
\$-	\$-	\$-	\$-	\$-	\$-

<b>Inflation Reduction Act (IRA) (dollars in millions)</b>		
2022 - 2023 Actual Obligations	2024+outyears Planned Obligations	Total
\$-	\$-	\$-

**Description of major changes from 2024 Enacted in the 2025 President's Budget Request:**

The FY 2025 budget includes a \$4,000,000 tribal set aside in the Rural Business Development Grant Program (RBDG). The RBDG set-aside funding is the same in the FY 2024 enacted level. It includes \$250,000 for rural transportation.

**Description of reported data:**

This funding includes both business grants as well as a grant for a qualified national organization to provide assistance for rural transportation in order to promote economic development.

**Description of how funds are expended:**

The Native American set-aside funding for Rural Business Development Grant Program is distributed either directly to Tribes or to non-profit organizations that certify that at least 75 percent of the project will benefit members of federally recognized tribes.



**Department of Agriculture (USDA) – Rural Development – Sec. 502 Direct Native American Relending Program**

*Program Category: Agriculture*

<b>Annual Budget and Appropriations (dollars in millions)</b>													
2023 President's Budget Request		2023 Enacted				2024 President's Budget Request		2024 Enacted			2025 President's Budget Request		
Disc.	Mand.	Disc.	Mand.	Disaster Supp.	Advance Approps. for 2024	Disc.	Mand.	Disc.	Mand.	Advance Approps. for 2025	Disc.	Mand.	Advance Approps. for 2026
\$6.9	\$-	\$2.5	\$-	\$-	\$-	\$5.5	\$-	\$2.3	\$-	\$-	\$3.7	\$-	\$-

<b>Bipartisan Infrastructure Law (BIL) (dollars in millions)</b>					
2022 - 2023 Actual Obligations		2024+outyears Planned Obligations		Total	
Disc.	Mand.	Disc.	Mand.	Disc.	Mand.
\$-	\$-	\$-	\$-	\$-	\$-

<b>Inflation Reduction Act (IRA) (dollars in millions)</b>		
2022 - 2023 Actual Obligations	2024+outyears Planned Obligations	Total
\$-	\$-	\$-

**Description of major changes from 2024 Enacted in the 2025 President's Budget Request:**

The FY 2025 Budget requests \$3.704 million for the Section 502 Direct Native American Relending Demonstration Program, providing a loan level of \$7.5 million. The tribal specific Rural Development (RD) program funding streams listed in the table are legislatively mandated through annual discretionary appropriations language, with no mandatory funding from the Farm Bill or other authorizing statutes.

**Description of reported data:**

This is a pilot program providing funding to a Native CDFI that in turn provides funding to Native Americans and Tribal Communities. Pilot programs are authorized under section 502 of the Housing Act. It allows the agency to provide funding for specific purposes within this authority.

**Description of how funds are expended:**

The Section 502 Direct Native American Relending Demonstration Program will provide loans to Native CDFIs that will then relend the funds to improve homeownership opportunities on tribal trust lands.

**Department of Agriculture (USDA) – Rural Development – Sec. 502 Direct Single Family Housing Loans**

*Program Category: Agriculture*

<b>Annual Budget and Appropriations (dollars in millions)</b>													
2023 President’s Budget Request		2023 Enacted				2024 President’s Budget Request		2024 Enacted			2025 President’s Budget Request		
Disc.	Mand.	Disc.	Mand.	Disaster Supp.	Advance Approps. for 2024	Disc.	Mand.	Disc.	Mand.	Advance Approps. for 2025	Disc.	Mand.	Advance Approps. for 2026
\$0.8	\$-	\$0.8	\$-	\$-	\$-	\$3.3	\$-	\$1	\$-	\$-	\$3.3	\$-	\$-

<b>Bipartisan Infrastructure Law (BIL) (dollars in millions)</b>					
2022 - 2023 Actual Obligations		2024+outyears Planned Obligations		Total	
Disc.	Mand.	Disc.	Mand.	Disc.	Mand.
\$-	\$-	\$-	\$-	\$-	\$-

<b>Inflation Reduction Act (IRA) (dollars in millions)</b>		
2022 - 2023 Actual Obligations	2024+outyears Planned Obligations	Total
\$-	\$-	\$-

**Description of major changes from 2024 Enacted in the 2025 President’s Budget Request:**

The FY 2025 Budget request of \$174 million for Section 502 Single Family Housing Direct loans is an increase of \$89.5 million from the FY 2024 level.

**Description of reported data:**

There is no budgetary set aside in funding for Section 502 Direct and Guaranteed Single Family Housing Loans. Outreach on the 502 Direct and Guaranteed Loan Programs is conducted by RD State Office program staff, National Office Program staff, and RD’s Tribal Relations Team. Outreach is focused on tribal housing authorities, Native Community Development Financial Institutions (CDFIs), tribal housing non-profits and other stakeholders and lenders. The FY 2025 Budget requests \$3.7 million for the Section 502 Direct Native American Relending Demonstration Program, providing a loan level of \$7.5 million.

**Description of how funds are expended:**

Section 502 Single Family Housing Direct Loan Program provides direct loans that enable low- and very low-income families unable to obtain credit elsewhere to purchase, build, repair or renovate modest homes in rural areas. The 502 Guaranteed loan provides loan guarantees to approved lenders, that provide homeownership loans to eligible borrowers (including Native Americans) in rural areas. Outreach on the 502 Direct and Guaranteed Loan Programs is conducted by Rural Development (RD) State Office program staff, National Office Program staff and RD’s Tribal Relations Team. Outreach is focused on tribal housing authorities, Native Community Development Financial Institutions (CDFIs), tribal housing non-profits, and other stakeholders and lenders.

**Department of Agriculture (USDA) – Rural Development – Sec. 504 Housing Repair Grants**

*Program Category: Agriculture*

<b>Annual Budget and Appropriations (dollars in millions)</b>													
2023 President's Budget Request		2023 Enacted				2024 President's Budget Request		2024 Enacted			2025 President's Budget Request		
Disc.	Mand.	Disc.	Mand.	Disaster Supp.	Advance Approps. for 2024	Disc.	Mand.	Disc.	Mand.	Advance Approps. for 2025	Disc.	Mand.	Advance Approps. for 2026
\$0.5	\$-	\$0.4	\$-	\$0.7	\$-	\$0.5	\$-	\$0.9	\$-	\$-	\$0.9	\$-	\$-

<b>Bipartisan Infrastructure Law (BIL) (dollars in millions)</b>					
2022 - 2023 Actual Obligations		2024+outyears Planned Obligations		Total	
Disc.	Mand.	Disc.	Mand.	Disc.	Mand.
\$-	\$-	\$-	\$-	\$-	\$-

<b>Inflation Reduction Act (IRA) (dollars in millions)</b>		
2022 - 2023 Actual Obligations	2024+outyears Planned Obligations	Total
\$-	\$-	\$-

**Description of major changes from 2024 Enacted in the 2025 President's Budget Request:**

Section 504 Housing Repairs Loans and Grants is requested at \$35.99 million, an increase of \$6.654 million from the FY 2024 level.

**Description of reported data:**

There is no budgetary set aside for Native Americans in funding for Section Sec. 504 Housing Repair Grants.

**Description of how funds are expended:**

Section 504 Home Repair program provides loans to very-low-income homeowners to repair, improve, or modernize their homes. or provides grants to elderly very-low-income homeowners to remove health and safety hazards. Tribal communities may become recipients of these programs.

**Department of Agriculture (USDA) – Rural Development – Sec. 504 Housing Repair Loans**

*Program Category: Agriculture*

<b>Annual Budget and Appropriations (dollars in millions)</b>													
2023 President's Budget Request		2023 Enacted				2024 President's Budget Request		2024 Enacted			2025 President's Budget Request		
Disc.	Mand.	Disc.	Mand.	Disaster Supp.	Advance Approps. for 2024	Disc.	Mand.	Disc.	Mand.	Advance Approps. for 2025	Disc.	Mand.	Advance Approps. for 2026
\$0.5	\$-	\$0.2	\$-	\$-	\$-	\$0.9	\$-	\$0.5	\$-	\$-	\$0.9	\$-	\$-

<b>Bipartisan Infrastructure Law (BIL) (dollars in millions)</b>					
2022 - 2023 Actual Obligations		2024+outyears Planned Obligations		Total	
Disc.	Mand.	Disc.	Mand.	Disc.	Mand.
\$-	\$-	\$-	\$-	\$-	\$-

<b>Inflation Reduction Act (IRA) (dollars in millions)</b>		
2022 - 2023 Actual Obligations	2024+outyears Planned Obligations	Total
\$-	\$-	\$-

**Description of major changes from 2024 Enacted in the 2025 President's Budget Request:**

Section 504 Housing Repairs Loans and Grants is requested at \$35.99 million, an increase of \$6.654 million from the FY 2024 level.

**Description of reported data:**

There is no budgetary set aside for Native Americans in funding for Section Sec. 504 Housing Repair Loans.

**Description of how funds are expended:**

Section 504 Home Repair program provides loans to very-low-income homeowners to repair, improve, or modernize their homes. or provides grants to elderly very-low-income homeowners to remove health and safety hazards. Tribal communities may become recipients of these programs.

**Department of Agriculture (USDA) – Rural Development – Water and Waste Disposal Tribal Grants**

*Program Category: Agriculture*

<b>Annual Budget and Appropriations (dollars in millions)</b>													
2023 President’s Budget Request		2023 Enacted				2024 President’s Budget Request		2024 Enacted			2025 President’s Budget Request		
Disc.	Mand.	Disc.	Mand.	Disaster Supp.	Advance Approps. for 2024	Disc.	Mand.	Disc.	Mand.	Advance Approps. for 2025	Disc.	Mand.	Advance Approps. for 2026
\$36	\$-	\$26	\$-	\$-	\$-	\$30	\$-	\$22	\$-	\$-	\$24	\$-	\$-

<b>Bipartisan Infrastructure Law (BIL) (dollars in millions)</b>					
2022 - 2023 Actual Obligations		2024+outyears Planned Obligations		Total	
Disc.	Mand.	Disc.	Mand.	Disc.	Mand.
\$-	\$-	\$-	\$-	\$-	\$-

<b>Inflation Reduction Act (IRA) (dollars in millions)</b>		
2022 - 2023 Actual Obligations	2024+outyears Planned Obligations	Total
\$-	\$-	\$-

**Description of major changes from 2024 Enacted in the 2025 President’s Budget Request:**

For Water and Environmental Programs (WEP), the FY2025 budget provides a set-aside of \$42 million for Water and Waste Disposal Tribal Grants and rural Alaska Villages, a \$4 million increase from the 2024 enacted level, with set asides of \$24 million and \$18 million respectively.

**Description of reported data:**

Congress provides appropriations language that determines the level of funding set-aside for Native American and Alaskan Villages within the respective programs. This is true for every program except the Water and Waste Disposal Tribal and Rural Alaska Village Grant programs. Those two programs combined received \$38 million in the FY 2024 enacted budget. The Rural Utilities Service’s Water & Environmental Program (WEP) leadership determines, based on past year(s) demand, the level of funding allocated to each account. The same parameters were used for the FY 2025 budget allocations for these accounts.

**Description of how funds are expended:**

The Water & Environmental Program’s Native American set-aside dollars are primarily used directly by federally recognized Tribes, although tribal water authorities and tribal water utilities can also access the funding. Occasionally, non-Tribal water utilities access this funding in partnership with Tribes. In those cases, the non-Tribal applicant must certify that at least 50 percent of the project will benefit members of federally recognized Tribes and document that the respective Tribal government(s) support(s) the project.

**Department of Commerce (DOC) – Economic Development Administration – Assistance to Indigenous Communities**

*Program Category: Other*

<b>Annual Budget and Appropriations (dollars in millions)</b>													
2023 President’s Budget Request		2023 Enacted				2024 President’s Budget Request		2024 Enacted			2025 President’s Budget Request		
Disc.	Mand.	Disc.	Mand.	Disaster Supp.	Advance Approps. for 2024	Disc.	Mand.	Disc.	Mand.	Advance Approps. for 2025	Disc.	Mand.	Advance Approps. for 2026
\$-	\$-	\$-	\$-	\$-	\$-	\$20	\$-	\$5	\$-	\$-	\$5	\$-	\$-

<b>Bipartisan Infrastructure Law (BIL) (dollars in millions)</b>					
2022 - 2023 Actual Obligations		2024+outyears Planned Obligations		Total	
Disc.	Mand.	Disc.	Mand.	Disc.	Mand.
\$-	\$-	\$-	\$-	\$-	\$-

<b>Inflation Reduction Act (IRA) (dollars in millions)</b>		
2022 - 2023 Actual Obligations	2024+outyears Planned Obligations	Total
\$-	\$-	\$-

**Description of major changes from 2024 Enacted in the 2025 President’s Budget Request:**

There are no changes from the FY 2024 Enacted to FY 2025 Budget.

**Description of reported data:**

Under EDA's Assistance to Indigenous Communities program, EDA will use a separate NOFO for Indigenous Communities. EDA will undertake its traditional construction and non-construction grant work but exclusively with Indigenous communities including recognized Tribes, consortia of Tribes, Native Hawaiians and Pacific Islanders. Through this program, EDA can support both the development of economic recovery strategies and the implementation of recovery projects identified with those strategies, including infrastructure improvements and capitalization of revolving loan funds (RLFs).

**Description of how funds are expended:**

EDA grants are competitively awarded, and funding is paid directly to the grantee organization, in this case a Tribe or tribal organization. Funds are typically disbursed on a reimbursable basis. The grantee incurs an expense in performance of the grant and submits a request for reimbursement to EDA. After validating the expenses, EDA then disburses the funds to the grantee.

**Department of Commerce (DOC) – Economic Development Administration – Planning and Technical Assistance**

*Program Category: Other*

<b>Annual Budget and Appropriations (dollars in millions)</b>													
2023 President's Budget Request		2023 Enacted				2024 President's Budget Request		2024 Enacted			2025 President's Budget Request		
Disc.	Mand.	Disc.	Mand.	Disaster Supp.	Advance Approps. for 2024	Disc.	Mand.	Disc.	Mand.	Advance Approps. for 2025	Disc.	Mand.	Advance Approps. for 2026
\$5	\$-	\$5	\$-	\$-	\$-	\$5	\$-	\$5	\$-	\$-	\$5	\$-	\$-

<b>Bipartisan Infrastructure Law (BIL) (dollars in millions)</b>					
2022 - 2023 Actual Obligations		2024+outyears Planned Obligations		Total	
Disc.	Mand.	Disc.	Mand.	Disc.	Mand.
\$-	\$-	\$-	\$-	\$-	\$-

<b>Inflation Reduction Act (IRA) (dollars in millions)</b>		
2022 - 2023 Actual Obligations	2024+outyears Planned Obligations	Total
\$-	\$-	\$-

**Description of major changes from 2024 Enacted in the 2025 President's Budget Request:**

There are no changes from the FY 2024 Enacted to FY 2025 Budget.

**Description of reported data:**

Under EDA's Partnership Planning and Technical Assistance programs, Indigenous Communities are eligible for competitive grants. While EDA's budget does not designate a specific amount for Indigenous Communities, the Partnership Planning grants are recurring so budget amounts reported represent the historical average amount awarded to Indigenous Communities.

**Description of how funds are expended:**

EDA grants are competitively awarded, and funding is paid directly to the grantee organization, in this case a Tribe or tribal organization. Funds are typically disbursed on a reimbursable basis. The grantee incurs an expense in performance of the grant and submits a request for reimbursement to EDA. After validating the expenses, EDA then disburses the funds to the grantee.

**Department of Commerce (DOC) – Minority Business Development Administration – American Indian, Alaska Native, Native Hawaiian (AIANNH)**

Broad Agency Announcements (BAAs)

Program Category: Other

<b>Annual Budget and Appropriations (dollars in millions)</b>													
2023 President’s Budget Request		2023 Enacted				2024 President’s Budget Request		2024 Enacted			2025 President’s Budget Request		
Disc.	Mand.	Disc.	Mand.	Disaster Supp.	Advance Approps. for 2024	Disc.	Mand.	Disc.	Mand.	Advance Approps. for 2025	Disc.	Mand.	Advance Approps. for 2026
\$5	\$-	\$5	\$-	\$-	\$-	\$5	\$-	\$6.5	\$-	\$-	\$6.5	\$-	\$-

<b>Bipartisan Infrastructure Law (BIL) (dollars in millions)</b>					
2022 - 2023 Actual Obligations		2024+outyears Planned Obligations		Total	
Disc.	Mand.	Disc.	Mand.	Disc.	Mand.
\$-	\$-	\$-	\$-	\$-	\$-

<b>Inflation Reduction Act (IRA) (dollars in millions)</b>		
2022 - 2023 Actual Obligations	2024+outyears Planned Obligations	Total
\$-	\$-	\$-

**Description of major changes from 2024 Enacted in the 2025 President’s Budget Request:**

In FY 2025, MBDA will continue its efforts to support the American Indian, Alaska Natives, Native Hawaiian (AIANNH) businesses through Broad Agency Announcements (BAAs). MBDA is projecting to spend up to \$6.5 million to support the AIANNH businesses through it Broad Agency Announcements in FY 2025.

**Description of reported data:**

The MBDA American Indian and Alaska Natives (AI/AN) business center program operated from FY2011 through FY2017. The program completed its multi-year awards in FY 2018. MBDA continued its efforts to support the AI/AN businesses through a new broad agency announcement focused on American Indians, Alaska Natives, and Native Hawaiians and related competitions as noted below. MBDA learned a great deal from conducting tribal consultations; most notably that “one-size does not fit all” in Indian Country. Tribes need greater flexibility in how they use federal funds to support business development. Rather than issuing a competition for traditional MBDA Business Centers, MBDA issued a grant solicitation encouraging applicants to propose business development solutions most appropriate for Indian Country. Establishment of Funding Level for AI/AN/NH – First, MBDA determined existing funding baseline under the AI/AN business center program averaged \$262,500 per award in FY2011. MBDA determined it would need to increase the average investment level by approximately 14% in FY2018 to accommodate estimated cost of living adjustments and increase to operational expenses since 2011. The total average (rounded) funding level was revised to \$300,000 per award. Second, MBDA leveraged Bureau of Indian Affairs information to better serve Indian Country by identifying 10 recognized areas (note, 11th area was MBDA addition of Hawaii for Native Hawaiians). This effort resulted in the FY2019 MBDA broad agency announcement statement, “MBDA



anticipates making 13 awards under this initiative for a total of \$3,567,610." FY 2024 MBDA will determine its expenditure by following the same metric. American Indian, Alaska Native, and Native Hawaiian Project (AIANNH) – Funding innovative projects seeking to impact one or more core needs for AIANNH entities and businesses. Although AIANNH's experience a range of common needs that impede growth, MBDA has identified five areas that are consistently identified as top needs through the recently held MBDA Tribal Consultations. These core needs are: (1) Access to Capital; (2) Business Training; (3) Federal Program Coaching; (4) Business Incubators and Accelerators; and, (5) Infrastructure Focused Public-Private Partnerships.

**Description of how funds are expended:**

MBDA expends its funding to American Indian, Alaska Native, and Native Hawaiians through Broad Agency Announcements (BAAs) that are awarded through a competitive grant process. MBDA has continued its efforts to support the AI/AN businesses in FY 2021 through a new BAA focused on American Indians, Alaska Natives, and Native Hawaiians and related competitions as noted below. American Indian, Alaska Native, and Native Hawaiian Project (AI/AN/NH) – BAA funding for innovative projects seek to impact one or more core needs for AI/AN/NH entities and businesses. Although AI/AN/NHs experience a range of common needs that impede growth, MBDA has identified five areas that are consistently identified as top needs through the recently held MBDA Tribal Consultations. These core needs are: (1) Access to Capital; (2) Business Training; (3) Federal Program Coaching; (4) Business Incubators and Accelerators; and, (5) Infrastructure Focused Public-Private Partnerships. MBDA expects to expend up to approximately \$5.0 million in fiscal year (FY) 2024 funds for the financial assistance awards under this Announcement. The funding amount for each award will be determined by the agency based on the proposals submitted. The funding amounts referenced in this Notice of Funding Opportunity (NOFO) are subject to the availability of appropriated funds.

**Department of Commerce (DOC) – National Oceanic and Atmospheric Administration (NOAA) – Coastal Science, Assessment, Response, and Restoration - National Centers for Coastal Ocean Science - Monitoring/Testing and capacity building with Tribes**

*Program Category: Natural resources and environment*

<b>Annual Budget and Appropriations (dollars in millions)</b>													
2023 President's Budget Request		2023 Enacted				2024 President's Budget Request		2024 Enacted			2025 President's Budget Request		
Disc.	Mand.	Disc.	Mand.	Disaster Supp.	Advance Approps. for 2024	Disc.	Mand.	Disc.	Mand.	Advance Approps. for 2025	Disc.	Mand.	Advance Approps. for 2026
\$0.4	\$-	\$0.4	\$-	\$-	\$-	\$0.4	\$-	\$0.6	\$-	\$-	\$0.6	\$-	\$-

<b>Bipartisan Infrastructure Law (BIL) (dollars in millions)</b>					
2022 - 2023 Actual Obligations		2024+outyears Planned Obligations		Total	
Disc.	Mand.	Disc.	Mand.	Disc.	Mand.
\$-	\$-	\$-	\$-	\$-	\$-

<b>Inflation Reduction Act (IRA) (dollars in millions)</b>		
2022 - 2023 Actual Obligations	2024+outyears Planned Obligations	Total
\$-	\$-	\$-

**Description of major changes from 2024 Enacted in the 2025 President's Budget Request:**

No major changes.

**Description of reported data:**

Monitoring/testing + capacity building with tribes to monitor for HABs

**Description of how funds are expended:**

CRADA, FTE labor, contract labor

**Department of Commerce (DOC) – National Oceanic and Atmospheric Administration (NOAA) – Coastal Science, Assessment, Response, and Restoration - Office of Response and Restoration - Marine Debris Program - Marine Debris Program BIL Large Scale Removal: Ocean Conservancy**  
*Program Category: Natural resources and environment*

<b>Annual Budget and Appropriations (dollars in millions)</b>													
2023 President's Budget Request		2023 Enacted				2024 President's Budget Request		2024 Enacted			2025 President's Budget Request		
Disc.	Mand.	Disc.	Mand.	Disaster Supp.	Advance Approps. for 2024	Disc.	Mand.	Disc.	Mand.	Advance Approps. for 2025	Disc.	Mand.	Advance Approps. for 2026
\$-	\$-	\$-	\$-	\$-	\$-	\$-	\$-	\$-	\$-	\$-	\$-	\$-	\$-

<b>Bipartisan Infrastructure Law (BIL) (dollars in millions)</b>					
2022 - 2023 Actual Obligations		2024+outyears Planned Obligations		Total	
Disc.	Mand.	Disc.	Mand.	Disc.	Mand.
\$-	\$-	\$0.5	\$-	\$0.5	\$-

<b>Inflation Reduction Act (IRA) (dollars in millions)</b>		
2022 - 2023 Actual Obligations	2024+outyears Planned Obligations	Total
\$-	\$-	\$-

**Description of major changes from 2024 Enacted in the 2025 President's Budget Request:**

No major changes.

**Description of reported data:**

Extramural competitive award. Estimate based on subawards which provide funding to tribal organizations in Alaska to remove marine debris (Yakutat Tlingit Tribe - \$.382,279; Sitka Sound Science Center - \$81,486; Norton Sound Economic Development Corporation - \$69,150; Total - \$532,915)

**Description of how funds are expended:**

Competitive Grants

**Department of Commerce (DOC) – National Oceanic and Atmospheric Administration (NOAA) – Coastal Science, Assessment, Response, and Restoration - Office of Response and Restoration - Marine Debris Program - Marine Debris Program BIL Large Scale Removal: University of Alaska Fairbanks**

*Program Category: Natural resources and environment*

<b>Annual Budget and Appropriations (dollars in millions)</b>													
2023 President's Budget Request		2023 Enacted				2024 President's Budget Request		2024 Enacted			2025 President's Budget Request		
Disc.	Mand.	Disc.	Mand.	Disaster Supp.	Advance Approps. for 2024	Disc.	Mand.	Disc.	Mand.	Advance Approps. for 2025	Disc.	Mand.	Advance Approps. for 2026
\$-	\$-	\$-	\$-	\$-	\$-	\$-	\$-	\$-	\$-	\$-	\$-	\$-	\$-

<b>Bipartisan Infrastructure Law (BIL) (dollars in millions)</b>					
2022 - 2023 Actual Obligations		2024+outyears Planned Obligations		Total	
Disc.	Mand.	Disc.	Mand.	Disc.	Mand.
\$0.8	\$-	\$-	\$-	\$0.8	\$-

<b>Inflation Reduction Act (IRA) (dollars in millions)</b>		
2022 - 2023 Actual Obligations	2024+outyears Planned Obligations	Total
\$-	\$-	\$-

**Description of major changes from 2024 Enacted in the 2025 President's Budget Request:**

No major changes.

**Description of reported data:**

Extramural competitive award. Estimate based on subawards which provide funding to federally recognized tribes in Alaska to remove and reduce accumulation of derelict crab pots (Douglas Indian Association - \$206,819) , to collect sidescan sonar data to locate derelict crab pots on halibut fishing grounds (Aleut Community of St. Paul - \$567,609), and to ship stockpiles of marine debris collected (Native Village of Port Heiden - \$22,462). Note total provided in BIL FY2022 column but award is split between FY2022 and FY2023 BIL funds.

**Description of how funds are expended:**

Competitive Grants

**Department of Commerce (DOC) – National Oceanic and Atmospheric Administration (NOAA) – Coastal Science, Assessment, Response, and Restoration - Office of Response and Restoration - Marine Debris Program - Marine Debris Program BIL Large Scale Removal: WA Department of Natural Resources**

*Program Category: Natural resources and environment*

<b>Annual Budget and Appropriations (dollars in millions)</b>													
2023 President's Budget Request		2023 Enacted				2024 President's Budget Request		2024 Enacted			2025 President's Budget Request		
Disc.	Mand.	Disc.	Mand.	Disaster Supp.	Advance Approps. for 2024	Disc.	Mand.	Disc.	Mand.	Advance Approps. for 2025	Disc.	Mand.	Advance Approps. for 2026
\$-	\$-	\$-	\$-	\$-	\$-	\$-	\$-	\$-	\$-	\$-	\$-	\$-	\$-

<b>Bipartisan Infrastructure Law (BIL) (dollars in millions)</b>					
2022 - 2023 Actual Obligations		2024+outyears Planned Obligations		Total	
Disc.	Mand.	Disc.	Mand.	Disc.	Mand.
\$-	\$-	\$0.5	\$-	\$0.5	\$-

<b>Inflation Reduction Act (IRA) (dollars in millions)</b>		
2022 - 2023 Actual Obligations	2024+outyears Planned Obligations	Total
\$-	\$-	\$-

**Description of major changes from 2024 Enacted in the 2025 President's Budget Request:**

No major changes.

**Description of reported data:**

Extramural competitive award. Estimate based on portion of award which directly funds removal of 8 vessels from intertidal areas of the Squaxin Island Tribe (\$510,000).

**Description of how funds are expended:**

Competitive Grants

**Department of Commerce (DOC) – National Oceanic and Atmospheric Administration (NOAA) – Coastal Science, Assessment, Response, and Restoration - Office of Response and Restoration - Marine Debris Program- Marine Debris Program BIL Large Scale Removal: National Marine Sanctuary Foundation**

*Program Category: Natural resources and environment*

<b>Annual Budget and Appropriations (dollars in millions)</b>													
2023 President's Budget Request		2023 Enacted				2024 President's Budget Request		2024 Enacted			2025 President's Budget Request		
Disc.	Mand.	Disc.	Mand.	Disaster Supp.	Advance Approps. for 2024	Disc.	Mand.	Disc.	Mand.	Advance Approps. for 2025	Disc.	Mand.	Advance Approps. for 2026
\$-	\$-	\$-	\$-	\$-	\$-	\$-	\$-	\$-	\$-	\$-	\$-	\$-	\$-

<b>Bipartisan Infrastructure Law (BIL) (dollars in millions)</b>					
2022 - 2023 Actual Obligations		2024+outyears Planned Obligations		Total	
Disc.	Mand.	Disc.	Mand.	Disc.	Mand.
\$7.9	\$-	\$-	\$-	\$7.9	\$-

<b>Inflation Reduction Act (IRA) (dollars in millions)</b>		
2022 - 2023 Actual Obligations	2024+outyears Planned Obligations	Total
\$-	\$-	\$-

**Description of major changes from 2024 Enacted in the 2025 President's Budget Request:**

No major changes.

**Description of reported data:**

Extramural competitive award. Estimate based on portion of award which directly funds removal of marine debris from tribal waters of Makah Tribe (Makah Marina and Neah Bay - \$6,000,000) and Quileute Tribe (\$1,925,000). Note total provided in BIL FY2022 column but award is split between FY2022 and FY2023 BIL funds.

**Description of how funds are expended:**

Competitive Grants

**Department of Commerce (DOC) – National Oceanic and Atmospheric Administration (NOAA) – Coastal Zone Management Grants - Office of Coastal Management - CZM (BIL and IRA)**  
*Program Category: Natural resources and environment*

<b>Annual Budget and Appropriations (dollars in millions)</b>													
2023 President's Budget Request		2023 Enacted				2024 President's Budget Request		2024 Enacted			2025 President's Budget Request		
Disc.	Mand.	Disc.	Mand.	Disaster Supp.	Advance Approps. for 2024	Disc.	Mand.	Disc.	Mand.	Advance Approps. for 2025	Disc.	Mand.	Advance Approps. for 2026
\$-	\$-	\$-	\$-	\$-	\$-	\$-	\$-	\$-	\$-	\$-	\$-	\$-	\$-

<b>Bipartisan Infrastructure Law (BIL) (dollars in millions)</b>					
2022 - 2023 Actual Obligations		2024+outyears Planned Obligations		Total	
Disc.	Mand.	Disc.	Mand.	Disc.	Mand.
\$5.1	\$-	\$-	\$-	\$5.1	\$-

<b>Inflation Reduction Act (IRA) (dollars in millions)</b>		
2022 - 2023 Actual Obligations	2024+outyears Planned Obligations	Total
\$2.1	\$-	\$2.1

**Description of major changes from 2024 Enacted in the 2025 President's Budget Request:**

No major changes.

**Description of reported data:**

Amount includes funding dedicated to tribes or within their control.

**Description of how funds are expended:**

Competitive Grants

**Department of Commerce (DOC) – National Oceanic and Atmospheric Administration (NOAA) – Competitive Research - National Centers for Coastal Ocean Science - Extramural Research**  
*Program Category: Natural resources and environment*

<b>Annual Budget and Appropriations (dollars in millions)</b>													
2023 President's Budget Request		2023 Enacted				2024 President's Budget Request		2024 Enacted			2025 President's Budget Request		
Disc.	Mand.	Disc.	Mand.	Disaster Supp.	Advance Approps. for 2024	Disc.	Mand.	Disc.	Mand.	Advance Approps. for 2025	Disc.	Mand.	Advance Approps. for 2026
\$1.3	\$-	\$2.5	\$-	\$-	\$-	\$2.1	\$-	\$1.7	\$-	\$-	\$-	\$-	\$-

<b>Bipartisan Infrastructure Law (BIL) (dollars in millions)</b>					
2022 - 2023 Actual Obligations		2024+outyears Planned Obligations		Total	
Disc.	Mand.	Disc.	Mand.	Disc.	Mand.
\$-	\$-	\$-	\$-	\$-	\$-

<b>Inflation Reduction Act (IRA) (dollars in millions)</b>		
2022 - 2023 Actual Obligations	2024+outyears Planned Obligations	Total
\$-	\$-	\$-

**Description of major changes from 2024 Enacted in the 2025 President's Budget Request:**

In the FY25 PB, the Competitive Research PPA is proposed to be significantly reduced

**Description of reported data:**

Used full amount of extramural award for the estimate benefiting American Indians and Alaska Native Communities

**Description of how funds are expended:**

Competitive Grants



**Department of Commerce (DOC) – National Oceanic and Atmospheric Administration (NOAA) – Executive Leadership - NOAA Tribal Liaisons**

*Program Category: Natural resources and environment*

<b>Annual Budget and Appropriations (dollars in millions)</b>													
2023 President's Budget Request		2023 Enacted				2024 President's Budget Request		2024 Enacted			2025 President's Budget Request		
Disc.	Mand.	Disc.	Mand.	Disaster Supp.	Advance Approps. for 2024	Disc.	Mand.	Disc.	Mand.	Advance Approps. for 2025	Disc.	Mand.	Advance Approps. for 2026
\$0.5	\$-	\$0.5	\$-	\$-	\$-	\$0.5	\$-	\$0.5	\$-	\$-	\$0.5	\$-	\$-

<b>Bipartisan Infrastructure Law (BIL) (dollars in millions)</b>					
2022 - 2023 Actual Obligations		2024+outyears Planned Obligations		Total	
Disc.	Mand.	Disc.	Mand.	Disc.	Mand.
\$-	\$-	\$-	\$-	\$-	\$-

<b>Inflation Reduction Act (IRA) (dollars in millions)</b>		
2022 - 2023 Actual Obligations	2024+outyears Planned Obligations	Total
\$-	\$-	\$-

**Description of major changes from 2024 Enacted in the 2025 President's Budget Request:**

No major changes.

**Description of reported data:**

Accounted for in full.

**Description of how funds are expended:**

Labor.

**Department of Commerce (DOC) – National Oceanic and Atmospheric Administration (NOAA) – Fisheries Disaster Assistance - Federally**

Recognized Tribes on the West Coast

Program Category: Natural resources and environment

<b>Annual Budget and Appropriations (dollars in millions)</b>													
2023 President's Budget Request		2023 Enacted				2024 President's Budget Request		2024 Enacted			2025 President's Budget Request		
Disc.	Mand.	Disc.	Mand.	Disaster Supp.	Advance Approps. for 2024	Disc.	Mand.	Disc.	Mand.	Advance Approps. for 2025	Disc.	Mand.	Advance Approps. for 2026
\$-	\$-	\$-	\$-	\$9.6	\$-	\$-	\$-	\$-	\$-	\$-	\$-	\$-	\$-

<b>Bipartisan Infrastructure Law (BIL) (dollars in millions)</b>					
2022 - 2023 Actual Obligations		2024+outyears Planned Obligations		Total	
Disc.	Mand.	Disc.	Mand.	Disc.	Mand.
\$-	\$-	\$-	\$-	\$-	\$-

<b>Inflation Reduction Act (IRA) (dollars in millions)</b>		
2022 - 2023 Actual Obligations	2024+outyears Planned Obligations	Total
\$-	\$-	\$-

**Description of major changes from 2024 Enacted in the 2025 President's Budget Request:**

No major changes.

**Description of reported data:**

Monies from Consolidated Appropriations Act, 2023 (P.L. 117-328): \$300M appropriated for all U.S. fisheries disaster funding

**Description of how funds are expended:**

Grants through PSMFC to Tribal recipients

**Department of Commerce (DOC) – National Oceanic and Atmospheric Administration (NOAA) – Habitat Conservation and Restoration - Fish Passage**

*Program Category: Natural resources and environment*

<b>Annual Budget and Appropriations (dollars in millions)</b>													
2023 President's Budget Request		2023 Enacted				2024 President's Budget Request		2024 Enacted			2025 President's Budget Request		
Disc.	Mand.	Disc.	Mand.	Disaster Supp.	Advance Approps. for 2024	Disc.	Mand.	Disc.	Mand.	Advance Approps. for 2025	Disc.	Mand.	Advance Approps. for 2026
\$-	\$-	\$0.4	\$-	\$-	\$-	\$-	\$-	\$-	\$-	\$-	\$-	\$-	\$-

<b>Bipartisan Infrastructure Law (BIL) (dollars in millions)</b>					
2022 - 2023 Actual Obligations		2024+outyears Planned Obligations		Total	
Disc.	Mand.	Disc.	Mand.	Disc.	Mand.
\$26.8	\$-	\$20.2	\$-	\$47	\$-

<b>Inflation Reduction Act (IRA) (dollars in millions)</b>		
2022 - 2023 Actual Obligations	2024+outyears Planned Obligations	Total
\$-	\$81.7	\$81.7

**Description of major changes from 2024 Enacted in the 2025 President's Budget Request:**

No Major Changes.

**Description of reported data:**

Reopen migratory pathways, restore access to healthy habitat for fish, and build tribal capacity to develop and implement fish passage projects

**Description of how funds are expended:**

Direct Funding to Tribes via Awards or Subawards

**Department of Commerce (DOC) – National Oceanic and Atmospheric Administration (NOAA) – Habitat Conservation and Restoration - Fisheries**

Habitat Restoration

Program Category: Natural resources and environment

<b>Annual Budget and Appropriations (dollars in millions)</b>													
2023 President's Budget Request		2023 Enacted				2024 President's Budget Request		2024 Enacted			2025 President's Budget Request		
Disc.	Mand.	Disc.	Mand.	Disaster Supp.	Advance Approps. for 2024	Disc.	Mand.	Disc.	Mand.	Advance Approps. for 2025	Disc.	Mand.	Advance Approps. for 2026
\$-	\$-	\$-	\$-	\$-	\$-	\$-	\$-	\$-	\$-	\$-	\$-	\$-	\$-

<b>Bipartisan Infrastructure Law (BIL) (dollars in millions)</b>					
2022 - 2023 Actual Obligations		2024+outyears Planned Obligations		Total	
Disc.	Mand.	Disc.	Mand.	Disc.	Mand.
\$13.1	\$-	\$9.2	\$-	\$22.2	\$-

<b>Inflation Reduction Act (IRA) (dollars in millions)</b>		
2022 - 2023 Actual Obligations	2024+outyears Planned Obligations	Total
\$2.4	\$38	\$40.4

**Description of major changes from 2024 Enacted in the 2025 President's Budget Request:**

No major changes.

**Description of reported data:**

Projects that will have a transformative impact, groundbreaking efforts that restore habitat in ecosystems to benefit tribes

**Description of how funds are expended:**

Direct Funding to Tribes via Awards or Subawards

**Department of Commerce (DOC) – National Oceanic and Atmospheric Administration (NOAA) – Hydrographic Survey Priorities/Contracts - Office of Coast Survey - Hydrographic Survey priorities**  
*Program Category: Transportation*

<b>Annual Budget and Appropriations (dollars in millions)</b>													
2023 President's Budget Request		2023 Enacted				2024 President's Budget Request		2024 Enacted			2025 President's Budget Request		
Disc.	Mand.	Disc.	Mand.	Disaster Supp.	Advance Approps. for 2024	Disc.	Mand.	Disc.	Mand.	Advance Approps. for 2025	Disc.	Mand.	Advance Approps. for 2026
\$15	\$-	\$19.7	\$-	\$-	\$-	\$15	\$-	\$8.5	\$-	\$-	\$6.2	\$-	\$-

<b>Bipartisan Infrastructure Law (BIL) (dollars in millions)</b>					
2022 - 2023 Actual Obligations		2024+outyears Planned Obligations		Total	
Disc.	Mand.	Disc.	Mand.	Disc.	Mand.
\$-	\$-	\$-	\$-	\$-	\$-

<b>Inflation Reduction Act (IRA) (dollars in millions)</b>		
2022 - 2023 Actual Obligations	2024+outyears Planned Obligations	Total
\$-	\$-	\$-

**Description of major changes from 2024 Enacted in the 2025 President's Budget Request:**

Based on what was submitted to AGO two projects completely fall within AK. The numbers reflected are the lower end estimates, the range for the two projects is \$6.2-\$12M. It is possible that other projects will be planned however those are not finalized to date. The FY24 estimate vs enacted difference is due to the fact that we had unexpected ship repairs on NOAA Ship Fairweather while in AK, significantly reducing the number of DAS that we had to carry out the mission.

**Description of reported data:**

Funding level determined based on acquisition plan for hydrographic contracts for Great Lakes, AK, Pacific Islands, and Pacific Northwest.

**Description of how funds are expended:**

Contract hydrographic surveys

**Department of Commerce (DOC) – National Oceanic and Atmospheric Administration (NOAA) – IOOS Regional Observations - U.S Integrated Ocean Observations System - Various Regional Associations**  
*Program Category: Natural resources and environment*

<b>Annual Budget and Appropriations (dollars in millions)</b>													
2023 President's Budget Request		2023 Enacted				2024 President's Budget Request		2024 Enacted			2025 President's Budget Request		
Disc.	Mand.	Disc.	Mand.	Disaster Supp.	Advance Approps. for 2024	Disc.	Mand.	Disc.	Mand.	Advance Approps. for 2025	Disc.	Mand.	Advance Approps. for 2026
\$2.4	\$-	\$2.4	\$-	\$-	\$-	\$3.2	\$-	\$2.4	\$-	\$-	\$-	\$-	\$-

<b>Bipartisan Infrastructure Law (BIL) (dollars in millions)</b>					
2022 - 2023 Actual Obligations		2024+outyears Planned Obligations		Total	
Disc.	Mand.	Disc.	Mand.	Disc.	Mand.
\$1.7	\$-	\$2.6	\$-	\$4.3	\$-

<b>Inflation Reduction Act (IRA) (dollars in millions)</b>		
2022 - 2023 Actual Obligations	2024+outyears Planned Obligations	Total
\$-	\$5.3	\$5.3

**Description of major changes from 2024 Enacted in the 2025 President's Budget Request:**

In the FY25 PB, the IOOS Regional Observations PPA is proposed to be significantly reduced.

**Description of reported data:**

Regional programs and direct funding for products, services, stakeholder engagement, and special programs to address coastal AI/AN issues

**Description of how funds are expended:**

Direct service programs, direct grants/funds to Tribes, non-competitive grants, funding provided through states

**Department of Commerce (DOC) – National Oceanic and Atmospheric Administration (NOAA) – Marine Mammals, Sea Turtles, and Other Species**

- Alaska Native Marine Mammal Co-Management

Program Category: Natural resources and environment

<b>Annual Budget and Appropriations (dollars in millions)</b>													
2023 President's Budget Request		2023 Enacted				2024 President's Budget Request		2024 Enacted			2025 President's Budget Request		
Disc.	Mand.	Disc.	Mand.	Disaster Supp.	Advance Approps. for 2024	Disc.	Mand.	Disc.	Mand.	Advance Approps. for 2025	Disc.	Mand.	Advance Approps. for 2026
\$1.7	\$-	\$1.7	\$-	\$-	\$-	\$1.8	\$-	\$1.7	\$-	\$-	\$1.8	\$-	\$-

<b>Bipartisan Infrastructure Law (BIL) (dollars in millions)</b>					
2022 - 2023 Actual Obligations		2024+outyears Planned Obligations		Total	
Disc.	Mand.	Disc.	Mand.	Disc.	Mand.
\$-	\$-	\$-	\$-	\$-	\$-

<b>Inflation Reduction Act (IRA) (dollars in millions)</b>		
2022 - 2023 Actual Obligations	2024+outyears Planned Obligations	Total
\$-	\$-	\$-

**Description of major changes from 2024 Enacted in the 2025 President's Budget Request:**

No major changes.

**Description of reported data:**

Proposals are reviewed by a NMFS Panel and they recommend funding based on activities within proposal and funds available.

**Description of how funds are expended:**

Competitive grants and co-management agreements

**Department of Commerce (DOC) – National Oceanic and Atmospheric Administration (NOAA) – National Estuarine Research Reserve System - Office of Coastal Management - NERRS (BIL and IRA)**  
*Program Category: Natural resources and environment*

<b>Annual Budget and Appropriations (dollars in millions)</b>													
2023 President's Budget Request		2023 Enacted				2024 President's Budget Request		2024 Enacted			2025 President's Budget Request		
Disc.	Mand.	Disc.	Mand.	Disaster Supp.	Advance Approps. for 2024	Disc.	Mand.	Disc.	Mand.	Advance Approps. for 2025	Disc.	Mand.	Advance Approps. for 2026
\$-	\$-	\$-	\$-	\$-	\$-	\$-	\$-	\$-	\$-	\$-	\$-	\$-	\$-

<b>Bipartisan Infrastructure Law (BIL) (dollars in millions)</b>					
2022 - 2023 Actual Obligations		2024+outyears Planned Obligations		Total	
Disc.	Mand.	Disc.	Mand.	Disc.	Mand.
\$0.4	\$-	\$-	\$-	\$0.4	\$-

<b>Inflation Reduction Act (IRA) (dollars in millions)</b>		
2022 - 2023 Actual Obligations	2024+outyears Planned Obligations	Total
\$3.4	\$-	\$3.4

**Description of major changes from 2024 Enacted in the 2025 President's Budget Request:**

No major changes.

**Description of reported data:**

Amount includes funding dedicated to tribes or within their control.

**Description of how funds are expended:**

Competitive Grants



**Department of Commerce (DOC) – National Oceanic and Atmospheric Administration (NOAA) – National Sea Grant College Program - Marine Debris Community Action Coalitions: Advancing Equitable Resources to Marine Debris Solutions Through California's Ocean Litter Strategy**  
*Program Category: Natural resources and environment*

<b>Annual Budget and Appropriations (dollars in millions)</b>													
2023 President's Budget Request		2023 Enacted				2024 President's Budget Request		2024 Enacted			2025 President's Budget Request		
Disc.	Mand.	Disc.	Mand.	Disaster Supp.	Advance Approps. for 2024	Disc.	Mand.	Disc.	Mand.	Advance Approps. for 2025	Disc.	Mand.	Advance Approps. for 2026
\$-	\$-	\$-	\$-	\$-	\$-	\$-	\$-	\$-	\$-	\$-	\$-	\$-	\$-

<b>Bipartisan Infrastructure Law (BIL) (dollars in millions)</b>					
2022 - 2023 Actual Obligations		2024+outyears Planned Obligations		Total	
Disc.	Mand.	Disc.	Mand.	Disc.	Mand.
\$-	\$-	\$-	\$-	\$-	\$-

<b>Inflation Reduction Act (IRA) (dollars in millions)</b>		
2022 - 2023 Actual Obligations	2024+outyears Planned Obligations	Total
\$0.3	\$-	\$0.3

**Description of major changes from 2024 Enacted in the 2025 President's Budget Request:**

No Major Changes.

**Description of reported data:**

This funding supports the creation of coalitions and partnerships among communities, groups, and localities - especially those that have been traditionally underserved - to address marine debris prevention and removal. This specific funded project includes Tribes or tribal organizations as key project partners.

**Description of how funds are expended:**

Competitive grant

**Department of Commerce (DOC) – National Oceanic and Atmospheric Administration (NOAA) – National Sea Grant College Program - Climate-Ready Workforce: Expanding and Strengthening an Indigenous Workforce for Climate Resilience in Alaska**  
*Program Category: Education and training*

<b>Annual Budget and Appropriations (dollars in millions)</b>													
2023 President's Budget Request		2023 Enacted				2024 President's Budget Request		2024 Enacted			2025 President's Budget Request		
Disc.	Mand.	Disc.	Mand.	Disaster Supp.	Advance Approps. for 2024	Disc.	Mand.	Disc.	Mand.	Advance Approps. for 2025	Disc.	Mand.	Advance Approps. for 2026
\$-	\$-	\$-	\$-	\$-	\$-	\$-	\$-	\$-	\$-	\$-	\$-	\$-	\$-

<b>Bipartisan Infrastructure Law (BIL) (dollars in millions)</b>					
2022 - 2023 Actual Obligations		2024+outyears Planned Obligations		Total	
Disc.	Mand.	Disc.	Mand.	Disc.	Mand.
\$-	\$-	\$-	\$-	\$-	\$-

<b>Inflation Reduction Act (IRA) (dollars in millions)</b>		
2022 - 2023 Actual Obligations	2024+outyears Planned Obligations	Total
\$-	\$2.3	\$2.3

**Description of major changes from 2024 Enacted in the 2025 President's Budget Request:**

No Major Changes.

**Description of reported data:**

This funding establishes programs that train and place people across the country into good jobs that advance climate resilience and assist employers in developing a 21st-century workforce that is climate-literate, informed by climate resilience and skilled at addressing consequent challenges. Funded projects ensure direct hire or promotion into jobs related to climate resilience with an emphasis on training and hiring in place, especially to benefit underserved communities. This specific funded project includes project leadership by a tribal government.

**Description of how funds are expended:**

Competitive grant

**Department of Commerce (DOC) – National Oceanic and Atmospheric Administration (NOAA) – National Sea Grant College Program - Climate-Ready Workforce: Tribal Stewards: Cultivating Tribal Leadership & Equity in Natural Resource Co-Stewardship & Climate Resilience**  
*Program Category: Education and training*

<b>Annual Budget and Appropriations (dollars in millions)</b>													
2023 President's Budget Request		2023 Enacted				2024 President's Budget Request		2024 Enacted			2025 President's Budget Request		
Disc.	Mand.	Disc.	Mand.	Disaster Supp.	Advance Approps. for 2024	Disc.	Mand.	Disc.	Mand.	Advance Approps. for 2025	Disc.	Mand.	Advance Approps. for 2026
\$-	\$-	\$-	\$-	\$-	\$-	\$-	\$-	\$-	\$-	\$-	\$-	\$-	\$-

<b>Bipartisan Infrastructure Law (BIL) (dollars in millions)</b>					
2022 - 2023 Actual Obligations		2024+outyears Planned Obligations		Total	
Disc.	Mand.	Disc.	Mand.	Disc.	Mand.
\$-	\$-	\$-	\$-	\$-	\$-

<b>Inflation Reduction Act (IRA) (dollars in millions)</b>		
2022 - 2023 Actual Obligations	2024+outyears Planned Obligations	Total
\$-	\$9.3	\$9.3

**Description of major changes from 2024 Enacted in the 2025 President's Budget Request:**

No Major Changes.

**Description of reported data:**

This funding establishes programs that train and place people across the country into good jobs that advance climate resilience and assist employers in developing a 21st-century workforce that is climate-literate, informed by climate resilience and skilled at addressing consequent challenges. Funded projects ensure direct hire or promotion into jobs related to climate resilience with an emphasis on training and hiring in place, especially to benefit underserved communities. This specific funded project includes project leadership by Tribe(s) or tribal organization(s).

**Description of how funds are expended:**

Competitive grant

**Department of Commerce (DOC) – National Oceanic and Atmospheric Administration (NOAA) – National Sea Grant College Program - Marine Debris Community Action Coalitions: Cultivating a trinational marine debris leadership coalition to find solutions to complex cross-border land-based marine debris**

*Program Category: Natural resources and environment*

<b>Annual Budget and Appropriations (dollars in millions)</b>													
2023 President's Budget Request		2023 Enacted				2024 President's Budget Request		2024 Enacted			2025 President's Budget Request		
Disc.	Mand.	Disc.	Mand.	Disaster Supp.	Advance Approps. for 2024	Disc.	Mand.	Disc.	Mand.	Advance Approps. for 2025	Disc.	Mand.	Advance Approps. for 2026
\$-	\$-	\$-	\$-	\$-	\$-	\$-	\$-	\$-	\$-	\$-	\$-	\$-	\$-

<b>Bipartisan Infrastructure Law (BIL) (dollars in millions)</b>					
2022 - 2023 Actual Obligations		2024+outyears Planned Obligations		Total	
Disc.	Mand.	Disc.	Mand.	Disc.	Mand.
\$-	\$-	\$0.3	\$-	\$0.3	\$-

<b>Inflation Reduction Act (IRA) (dollars in millions)</b>		
2022 - 2023 Actual Obligations	2024+outyears Planned Obligations	Total
\$-	\$-	\$-

**Description of major changes from 2024 Enacted in the 2025 President's Budget Request:**

No Major Changes.

**Description of reported data:**

This funding supports the creation of coalitions and partnerships among communities, groups, and localities - especially those that have been traditionally underserved - to address marine debris prevention and removal. This specific funded project includes Tribes or tribal organizations as key project partners.

**Description of how funds are expended:**

Competitive grant

**Department of Commerce (DOC) – National Oceanic and Atmospheric Administration (NOAA) – National Sea Grant College Program - Marine Debris Community Action Coalitions: Washington CoastSavers Clean Coast Quest**  
*Program Category: Natural resources and environment*

<b>Annual Budget and Appropriations (dollars in millions)</b>													
2023 President's Budget Request		2023 Enacted				2024 President's Budget Request		2024 Enacted			2025 President's Budget Request		
Disc.	Mand.	Disc.	Mand.	Disaster Supp.	Advance Approps. for 2024	Disc.	Mand.	Disc.	Mand.	Advance Approps. for 2025	Disc.	Mand.	Advance Approps. for 2026
\$-	\$-	\$-	\$-	\$-	\$-	\$-	\$-	\$-	\$-	\$-	\$-	\$-	\$-

<b>Bipartisan Infrastructure Law (BIL) (dollars in millions)</b>					
2022 - 2023 Actual Obligations		2024+outyears Planned Obligations		Total	
Disc.	Mand.	Disc.	Mand.	Disc.	Mand.
\$0.3	\$-	\$-	\$-	\$0.3	\$-

<b>Inflation Reduction Act (IRA) (dollars in millions)</b>		
2022 - 2023 Actual Obligations	2024+outyears Planned Obligations	Total
\$-	\$-	\$-

**Description of major changes from 2024 Enacted in the 2025 President's Budget Request:**

No Major Changes.

**Description of reported data:**

This funding supports the creation of coalitions and partnerships among communities, groups, and localities - especially those that have been traditionally underserved - to address marine debris prevention and removal. This specific funded project includes Tribes or tribal organizations as key project partners.

**Description of how funds are expended:**

Competitive grant

**Department of Commerce (DOC) – National Oceanic and Atmospheric Administration (NOAA) – Navigation, Observations and Positioning - Office of Coast Survey - Coordination with Tribal Communities, Hydrographic Survey (in house)**

*Program Category: Transportation*

<b>Annual Budget and Appropriations (dollars in millions)</b>													
2023 President's Budget Request		2023 Enacted				2024 President's Budget Request		2024 Enacted			2025 President's Budget Request		
Disc.	Mand.	Disc.	Mand.	Disaster Supp.	Advance Approps. for 2024	Disc.	Mand.	Disc.	Mand.	Advance Approps. for 2025	Disc.	Mand.	Advance Approps. for 2026
\$2.3	\$-	\$3	\$-	\$-	\$-	\$3	\$-	\$3	\$-	\$-	\$2.9	\$-	\$-

<b>Bipartisan Infrastructure Law (BIL) (dollars in millions)</b>					
2022 - 2023 Actual Obligations		2024+outyears Planned Obligations		Total	
Disc.	Mand.	Disc.	Mand.	Disc.	Mand.
\$-	\$-	\$-	\$-	\$-	\$-

<b>Inflation Reduction Act (IRA) (dollars in millions)</b>		
2022 - 2023 Actual Obligations	2024+outyears Planned Obligations	Total
\$-	\$-	\$-

**Description of major changes from 2024 Enacted in the 2025 President's Budget Request:**

In FY2025 we will not have the project areas in Lake Quinault or Columbia River. It would simply be the NEPA coordinator and the 10% of navigation manager time.

**Description of reported data:**

10% of 2 navigation managers (AK) and 10% of NEPA Coordinator/Tribal Coordinator, 5 days on Lake Quinault and 33 total days on Columbia River NOAA Ship hydrographic surveys for Great Lakes, AK, Pacific Islands, and Pacific Northwest

**Description of how funds are expended:**

FTE labor and Days at Sea

**Department of Commerce (DOC) – National Oceanic and Atmospheric Administration (NOAA) – Ocean and Coastal Zone Management - Office of Coastal Management - Arctic**

*Program Category: Natural resources and environment*

<b>Annual Budget and Appropriations (dollars in millions)</b>													
2023 President's Budget Request		2023 Enacted				2024 President's Budget Request		2024 Enacted			2025 President's Budget Request		
Disc.	Mand.	Disc.	Mand.	Disaster Supp.	Advance Approps. for 2024	Disc.	Mand.	Disc.	Mand.	Advance Approps. for 2025	Disc.	Mand.	Advance Approps. for 2026
\$-	\$-	\$-	\$-	\$-	\$-	\$-	\$-	\$-	\$-	\$-	\$-	\$-	\$-

<b>Bipartisan Infrastructure Law (BIL) (dollars in millions)</b>					
2022 - 2023 Actual Obligations		2024+outyears Planned Obligations		Total	
Disc.	Mand.	Disc.	Mand.	Disc.	Mand.
\$-	\$-	\$-	\$-	\$-	\$-

<b>Inflation Reduction Act (IRA) (dollars in millions)</b>		
2022 - 2023 Actual Obligations	2024+outyears Planned Obligations	Total
\$0.9	\$2.2	\$3.1

**Description of major changes from 2024 Enacted in the 2025 President's Budget Request:**

No major changes.

**Description of reported data:**

These funds are directed to the Alaska Native Health Consortium over 5 years, less AGO and other NOAA management costs.

**Description of how funds are expended:**

Direct funding to this Alaska Native Tribal consortium.

**Department of Commerce (DOC) – National Oceanic and Atmospheric Administration (NOAA) – Ocean and Coastal Zone Management - Office of Coastal Management - IRA Climate Resilience Regional Challenge**  
*Program Category: Natural resources and environment*

<b>Annual Budget and Appropriations (dollars in millions)</b>													
2023 President's Budget Request		2023 Enacted				2024 President's Budget Request		2024 Enacted			2025 President's Budget Request		
Disc.	Mand.	Disc.	Mand.	Disaster Supp.	Advance Approps. for 2024	Disc.	Mand.	Disc.	Mand.	Advance Approps. for 2025	Disc.	Mand.	Advance Approps. for 2026
\$-	\$-	\$-	\$-	\$-	\$-	\$-	\$-	\$-	\$-	\$-	\$-	\$-	\$-

<b>Bipartisan Infrastructure Law (BIL) (dollars in millions)</b>					
2022 - 2023 Actual Obligations		2024+outyears Planned Obligations		Total	
Disc.	Mand.	Disc.	Mand.	Disc.	Mand.
\$-	\$-	\$-	\$-	\$-	\$-

<b>Inflation Reduction Act (IRA) (dollars in millions)</b>		
2022 - 2023 Actual Obligations	2024+outyears Planned Obligations	Total
\$-	\$152.4	\$152.4

**Description of major changes from 2024 Enacted in the 2025 President's Budget Request:**

No major changes.

**Description of reported data:**

Amount includes funding dedicated to tribes or within their control. Funding obligated in FY24 and will be expended over 5 years.

**Description of how funds are expended:**

Cooperative agreements awarded through a competitive process



**Department of Commerce (DOC) – National Oceanic and Atmospheric Administration (NOAA) – Ocean and Coastal Zone Management - Office of Coastal Management - Regional Ocean Partnerships**  
*Program Category: Natural resources and environment*

<b>Annual Budget and Appropriations (dollars in millions)</b>													
2023 President's Budget Request		2023 Enacted				2024 President's Budget Request		2024 Enacted			2025 President's Budget Request		
Disc.	Mand.	Disc.	Mand.	Disaster Supp.	Advance Approps. for 2024	Disc.	Mand.	Disc.	Mand.	Advance Approps. for 2025	Disc.	Mand.	Advance Approps. for 2026
\$-	\$-	\$-	\$-	\$-	\$-	\$-	\$-	\$-	\$-	\$-	\$-	\$-	\$-

<b>Bipartisan Infrastructure Law (BIL) (dollars in millions)</b>					
2022 - 2023 Actual Obligations		2024+outyears Planned Obligations		Total	
Disc.	Mand.	Disc.	Mand.	Disc.	Mand.
\$1.1	\$-	\$2.8	\$-	\$3.9	\$-

<b>Inflation Reduction Act (IRA) (dollars in millions)</b>		
2022 - 2023 Actual Obligations	2024+outyears Planned Obligations	Total
\$-	\$-	\$-

**Description of major changes from 2024 Enacted in the 2025 President's Budget Request:**

No major changes.

**Description of reported data:**

Tribal set aside within the BIL ROP.

**Description of how funds are expended:**

Cooperative agreements

**Department of Commerce (DOC) – National Oceanic and Atmospheric Administration (NOAA) – Ocean and Coastal Zone Management - Office of Coastal Management - Title IX (National Coastal Resilience Fund)**

*Program Category: Natural resources and environment*

<b>Annual Budget and Appropriations (dollars in millions)</b>													
2023 President's Budget Request		2023 Enacted				2024 President's Budget Request		2024 Enacted			2025 President's Budget Request		
Disc.	Mand.	Disc.	Mand.	Disaster Supp.	Advance Approps. for 2024	Disc.	Mand.	Disc.	Mand.	Advance Approps. for 2025	Disc.	Mand.	Advance Approps. for 2026
\$-	\$-	\$-	\$-	\$-	\$-	\$-	\$-	\$-	\$-	\$-	\$-	\$-	\$-

<b>Bipartisan Infrastructure Law (BIL) (dollars in millions)</b>					
2022 - 2023 Actual Obligations		2024+outyears Planned Obligations		Total	
Disc.	Mand.	Disc.	Mand.	Disc.	Mand.
\$9.4	\$-	\$-	\$-	\$9.4	\$-

<b>Inflation Reduction Act (IRA) (dollars in millions)</b>		
2022 - 2023 Actual Obligations	2024+outyears Planned Obligations	Total
\$0.6	\$-	\$0.6

**Description of major changes from 2024 Enacted in the 2025 President's Budget Request:**

No major changes.

**Description of reported data:**

FY22 amounts reflect results of open competition awards to Tribes or Tribal organizations through the National Coastal Resilience Fund.

**Description of how funds are expended:**

Competitive Grants

**Department of Commerce (DOC) – National Oceanic and Atmospheric Administration (NOAA) – Pacific Coastal Salmon Recovery Fund**

*Program Category: Natural resources and environment*

<b>Annual Budget and Appropriations (dollars in millions)</b>													
2023 President's Budget Request		2023 Enacted				2024 President's Budget Request		2024 Enacted			2025 President's Budget Request		
Disc.	Mand.	Disc.	Mand.	Disaster Supp.	Advance Approps. for 2024	Disc.	Mand.	Disc.	Mand.	Advance Approps. for 2025	Disc.	Mand.	Advance Approps. for 2026
\$6.9	\$-	\$6.9	\$-	\$-	\$-	\$5.5	\$-	\$TBD	\$-	\$-	\$TBD	\$-	\$-

<b>Bipartisan Infrastructure Law (BIL) (dollars in millions)</b>					
2022 - 2023 Actual Obligations		2024+outyears Planned Obligations		Total	
Disc.	Mand.	Disc.	Mand.	Disc.	Mand.
\$28.4	\$-	\$10.9	\$-	\$39.3	\$-

<b>Inflation Reduction Act (IRA) (dollars in millions)</b>		
2022 - 2023 Actual Obligations	2024+outyears Planned Obligations	Total
\$7.5	\$7.5	\$15

**Description of major changes from 2024 Enacted in the 2025 President's Budget Request:**

No major changes.

**Description of reported data:**

FY 2024 Enacted and FY 2025 President's Budget amounts are to be determined because this is a competitive grant program. In July 2024, NOAA announced \$106 million in funding from appropriations, BIL, and IRA for 14 new and continuing salmon recovery programs and projects across the West Coast and Alaska. Of the 14 applicants recommended to receive funding, 9 applicants are individual tribes and tribal commission/consortia proposals.

**Description of how funds are expended:**

Competitive grants

**Department of Commerce (DOC) – National Oceanic and Atmospheric Administration (NOAA) – Regional Climate and Data Information - National Integrated Drought Information System (NIDIS)**

*Program Category: Natural resources and environment*

<b>Annual Budget and Appropriations (dollars in millions)</b>													
2023 President's Budget Request		2023 Enacted				2024 President's Budget Request		2024 Enacted			2025 President's Budget Request		
Disc.	Mand.	Disc.	Mand.	Disaster Supp.	Advance Approps. for 2024	Disc.	Mand.	Disc.	Mand.	Advance Approps. for 2025	Disc.	Mand.	Advance Approps. for 2026
\$-	\$-	\$-	\$-	\$-	\$-	\$-	\$-	\$-	\$-	\$-	\$-	\$-	\$-

<b>Bipartisan Infrastructure Law (BIL) (dollars in millions)</b>					
2022 - 2023 Actual Obligations		2024+outyears Planned Obligations		Total	
Disc.	Mand.	Disc.	Mand.	Disc.	Mand.
\$-	\$-	\$-	\$-	\$-	\$-

<b>Inflation Reduction Act (IRA) (dollars in millions)</b>		
2022 - 2023 Actual Obligations	2024+outyears Planned Obligations	Total
\$-	\$2	\$2

**Description of major changes from 2024 Enacted in the 2025 President's Budget Request:**

No Major Changes.

**Description of reported data:**

This funding supports projects that address current and future drought risk on tribal lands across the Western U.S. to support decision-making and build tribal drought resilience in a changing climate. This opportunity will assist tribal nations in implementing activities to increase their resilience to drought and account for the impacts of climate change on water availability. The full amount is reported as all projects directly and exclusively benefits tribal populations.

**Description of how funds are expended:**

Competitive grant

**Department of Commerce (DOC) – National Oceanic and Atmospheric Administration (NOAA) – Salmon Management Activities**

*Program Category: Natural resources and environment*

<b>Annual Budget and Appropriations (dollars in millions)</b>													
2023 President's Budget Request		2023 Enacted				2024 President's Budget Request		2024 Enacted			2025 President's Budget Request		
Disc.	Mand.	Disc.	Mand.	Disaster Supp.	Advance Approps. for 2024	Disc.	Mand.	Disc.	Mand.	Advance Approps. for 2025	Disc.	Mand.	Advance Approps. for 2026
\$2.9	\$-	\$3.1	\$-	\$-	\$-	\$6.5	\$-	\$6.5	\$-	\$-	\$6.5	\$-	\$-

<b>Bipartisan Infrastructure Law (BIL) (dollars in millions)</b>					
2022 - 2023 Actual Obligations		2024+outyears Planned Obligations		Total	
Disc.	Mand.	Disc.	Mand.	Disc.	Mand.
\$-	\$-	\$-	\$-	\$-	\$-

<b>Inflation Reduction Act (IRA) (dollars in millions)</b>		
2022 - 2023 Actual Obligations	2024+outyears Planned Obligations	Total
\$60	\$240	\$300

**Description of major changes from 2024 Enacted in the 2025 President's Budget Request:**

No major changes.

**Description of reported data:**

Program funding is provided either directly to Tribes or Tribal Commissions via non-competitive grants or as sub-awards to Tribes through the Washington State Recreation and Conservation Office. IRA funds are for non-Mitchell Act Hatcheries

**Description of how funds are expended:**

Non-competitive formula grants, IRA funds are funded according to spend plan

**Department of Commerce (DOC) – National Oceanic and Atmospheric Administration (NOAA) – Sanctuaries and Marine Protected Areas - Office of National Marine Sanctuaries - Grants to Tribes and coordination with tribal communities**

*Program Category: Natural resources and environment*

<b>Annual Budget and Appropriations (dollars in millions)</b>													
2023 President's Budget Request		2023 Enacted				2024 President's Budget Request		2024 Enacted			2025 President's Budget Request		
Disc.	Mand.	Disc.	Mand.	Disaster Supp.	Advance Approps. for 2024	Disc.	Mand.	Disc.	Mand.	Advance Approps. for 2025	Disc.	Mand.	Advance Approps. for 2026
\$0.7	\$-	\$0.4	\$-	\$-	\$-	\$0.5	\$-	\$0.6	\$-	\$-	\$0.9	\$-	\$-

<b>Bipartisan Infrastructure Law (BIL) (dollars in millions)</b>					
2022 - 2023 Actual Obligations		2024+outyears Planned Obligations		Total	
Disc.	Mand.	Disc.	Mand.	Disc.	Mand.
\$-	\$-	\$-	\$-	\$-	\$-

<b>Inflation Reduction Act (IRA) (dollars in millions)</b>		
2022 - 2023 Actual Obligations	2024+outyears Planned Obligations	Total
\$-	\$-	\$-

**Description of major changes from 2024 Enacted in the 2025 President's Budget Request:**

Consistent with PYs the FY 2025 PCS would provide additional resources for ONMS coordination efforts with Tribal communities

**Description of reported data:**

Direct grants to tribes in Pacific NW (related to Olympic Coast NMS) FTE labor, includes 2 proposed new hires, costs for travel, workshops, training, etc. required for coordination with tribes

**Description of how funds are expended:**

Non-competitive grants, FTE labor, contracts and grants

**Department of Commerce (DOC) – National Oceanic and Atmospheric Administration (NOAA) – Sustained Ocean Observations and Monitoring - GOMO-ARP: Expanding critical ice and ocean observations in the Arctic**  
*Program Category: Natural resources and environment*

<b>Annual Budget and Appropriations (dollars in millions)</b>													
2023 President's Budget Request		2023 Enacted				2024 President's Budget Request		2024 Enacted			2025 President's Budget Request		
Disc.	Mand.	Disc.	Mand.	Disaster Supp.	Advance Approps. for 2024	Disc.	Mand.	Disc.	Mand.	Advance Approps. for 2025	Disc.	Mand.	Advance Approps. for 2026
\$-	\$-	\$-	\$-	\$-	\$-	\$-	\$-	\$-	\$-	\$-	\$-	\$-	\$-

<b>Bipartisan Infrastructure Law (BIL) (dollars in millions)</b>					
2022 - 2023 Actual Obligations		2024+outyears Planned Obligations		Total	
Disc.	Mand.	Disc.	Mand.	Disc.	Mand.
\$-	\$-	\$2.1	\$-	\$2.1	\$-

<b>Inflation Reduction Act (IRA) (dollars in millions)</b>		
2022 - 2023 Actual Obligations	2024+outyears Planned Obligations	Total
\$-	\$-	\$-

**Description of major changes from 2024 Enacted in the 2025 President's Budget Request:**

No major changes.

**Description of reported data:**

This funding supports three key projects aimed at expanding Arctic observing capabilities: enhancing the Argo float array, increasing deployment of seasonal ice mass balance buoys, and deploying an innovative RISE mooring and pop-up floats in the Northern Bering and Chukchi Seas. The full amount is reported as it directly benefits AN populations by providing critical year-round data on Arctic ocean and sea-ice properties, which supports various stakeholders including those in fisheries, national security, shipping, and climate research. The allocation was determined based on specific project needs and goals, with the aim of improving understanding and management of Arctic ecosystems that are crucial to AN communities.

**Description of how funds are expended:**

Competitive grants, Equipment

**Department of Commerce (DOC) – National Oceanic and Atmospheric Administration (NOAA) – Sustained Ocean Observations and Monitoring - GOMO-ARP: Improving research, data, and products for Alaska and the Pacific Arctic region’s climate and ecosystem changes**  
*Program Category: Natural resources and environment*

<b>Annual Budget and Appropriations (dollars in millions)</b>													
2023 President’s Budget Request		2023 Enacted				2024 President’s Budget Request		2024 Enacted			2025 President’s Budget Request		
Disc.	Mand.	Disc.	Mand.	Disaster Supp.	Advance Approps. for 2024	Disc.	Mand.	Disc.	Mand.	Advance Approps. for 2025	Disc.	Mand.	Advance Approps. for 2026
\$-	\$-	\$-	\$-	\$-	\$-	\$-	\$-	\$-	\$-	\$-	\$-	\$-	\$-

<b>Bipartisan Infrastructure Law (BIL) (dollars in millions)</b>					
2022 - 2023 Actual Obligations		2024+outyears Planned Obligations		Total	
Disc.	Mand.	Disc.	Mand.	Disc.	Mand.
\$-	\$-	\$-	\$-	\$-	\$-

<b>Inflation Reduction Act (IRA) (dollars in millions)</b>		
2022 - 2023 Actual Obligations	2024+outyears Planned Obligations	Total
\$-	\$3.8	\$3.8

**Description of major changes from 2024 Enacted in the 2025 President’s Budget Request:**

No major changes.

**Description of reported data:**

This funding supports four key components: improving sea-ice prediction capability, advancing data management infrastructure, enhancing community engagement through the Alaska Center for Climate Assessment and Policy (ACCAP), and supporting the Alaska Climate Integrated Modeling (ACLIM) Project. The amounts were determined based on specific project needs and goals, aimed at improving climate resilience, data accessibility, and decision-making capabilities for AN communities in Alaska and the Arctic region. The full amount is reported as it exclusively benefits or relates to AN populations in these areas.

**Description of how funds are expended:**

Competitive grants, Non-competitive grants, Contracts, Labor



**Department of Commerce (DOC) – National Telecommunications and Information Administration – Digital Equity Program**

*Program Category: Other*

<b>Annual Budget and Appropriations (dollars in millions)</b>													
2023 President's Budget Request		2023 Enacted				2024 President's Budget Request		2024 Enacted			2025 President's Budget Request		
Disc.	Mand.	Disc.	Mand.	Disaster Supp.	Advance Approps. for 2024	Disc.	Mand.	Disc.	Mand.	Advance Approps. for 2025	Disc.	Mand.	Advance Approps. for 2026
\$-	\$-	\$-	\$-	\$-	\$-	\$-	\$-	\$-	\$-	\$-	\$-	\$-	\$-

<b>Bipartisan Infrastructure Law (BIL) (dollars in millions)</b>					
2022 - 2023 Actual Obligations		2024+outyears Planned Obligations		Total	
Disc.	Mand.	Disc.	Mand.	Disc.	Mand.
\$-	\$-	\$140.5	\$-	\$140.5	\$-

<b>Inflation Reduction Act (IRA) (dollars in millions)</b>		
2022 - 2023 Actual Obligations	2024+outyears Planned Obligations	Total
\$-	\$-	\$-

**Description of major changes from 2024 Enacted in the 2025 President's Budget Request:**

In FY 2024, NTIA will begin to award funds appropriated in the Infrastructure Investment and Jobs Act, 2022 for the Digital Equity capacity program to tribal governments. In FY 2025, NTIA will make awards for the Digital Equity competitive program.

**Description of reported data:**

For the Digital Equity Program, the Infrastructure Investment and Jobs Act of 2022 directs NTIA to award not less than 5 percent from the amounts made available in a fiscal year to carry out the program for grants to Indian Tribes, Alaska Native entities, and Native Hawaiian organizations.

**Description of how funds are expended:**

From amounts made available in a fiscal year to carry out the Digital Equity Program, NTIA will award not less than 5 percent for capacity and competitive grant programs to Indian Tribes, Alaska Native entities, and Native Hawaiian organizations.

**Department of Commerce (DOC) – National Telecommunications and Information Administration – Tribal Broadband Connectivity Program**

Program Category: Other

Annual Budget and Appropriations (dollars in millions)														
2023 President’s Budget Request		2023 Enacted				2024 President’s Budget Request		2024 Enacted			2025 President’s Budget Request			
Disc.	Mand.	Disc.	Mand.	Disaster Supp.	Advance Approps. for 2024	Disc.	Mand.	Disc.	Mand.	Advance Approps. for 2025	Disc.	Mand.	Advance Approps. for 2026	
\$-	\$-	\$-	\$-	\$-	\$-	\$-	\$-	\$-	\$-	\$-	\$-	\$-	\$-	\$-

Bipartisan Infrastructure Law (BIL) (dollars in millions)					
2022 - 2023 Actual Obligations		2024+outyears Planned Obligations		Total	
Disc.	Mand.	Disc.	Mand.	Disc.	Mand.
\$886.2	\$-	\$1,073.7	\$-	\$1,959.9	\$-

Inflation Reduction Act (IRA) (dollars in millions)		
2022 - 2023 Actual Obligations	2024+outyears Planned Obligations	Total
\$-	\$-	\$-

**Description of major changes from 2024 Enacted in the 2025 President’s Budget Request:**

The Infrastructure Investment and Jobs Act, 2022 (P.L. 117-58) directed the National Telecommunications and Information Administration (NTIA) to award \$2 billion in Tribal Broadband Connectivity grants to tribal governments for broadband deployment on tribal lands, as well as for telehealth, distance learning, broadband affordability, and digital inclusion. In FY 2024, NTIA received and reviewed applications associated with a second grant competition. In FY 2025, NTIA will begin making awards for that NOFO, and it will continue oversight of grants already awarded under the first NOFO.

**Description of reported data:**

Congress enacted appropriations that determined the level of funding. The method of distributing the funding to Tribes was determined by the Notices of Funding Opportunity.

**Description of how funds are expended:**

NTIA will award competitive grants to eligible Tribal entities based on applications received in the initial and second Notices of Funding Opportunity for the Tribal Broadband Connectivity program.

**Department of Defense (DOD) – Native American Lands Environmental Mitigation Program**

*Program Category: Natural resources and environment*

<b>Annual Budget and Appropriations (dollars in millions)</b>													
2023 President’s Budget Request		2023 Enacted				2024 President’s Budget Request		2024 Enacted			2025 President’s Budget Request		
Disc.	Mand.	Disc.	Mand.	Disaster Supp.	Advance Approps. for 2024	Disc.	Mand.	Disc.	Mand.	Advance Approps. for 2025	Disc.	Mand.	Advance Approps. for 2026
\$12.4	\$-	\$20.5	\$-	\$-	\$-	\$12.6	\$-	\$12.6	\$-	\$-	\$19.9	\$-	\$-

<b>Bipartisan Infrastructure Law (BIL) (dollars in millions)</b>					
2022 - 2023 Actual Obligations		2024+outyears Planned Obligations		Total	
Disc.	Mand.	Disc.	Mand.	Disc.	Mand.
\$-	\$-	\$-	\$-	\$-	\$-

<b>Inflation Reduction Act (IRA) (dollars in millions)</b>		
2022 - 2023 Actual Obligations	2024+outyears Planned Obligations	Total
\$-	\$-	\$-

**Description of major changes from 2024 Enacted in the 2025 President’s Budget Request:**

In FY 2025, the request was increase by \$7.3 million for a total request of \$19.86 million.

**Description of reported data:**

The DoD requests program funding for the Native American Lands Environmental Mitigation Program (NALEMP).

**Description of how funds are expended:**

The FY 2024 request will be used for the mitigation of environmental impacts, including training and technical assistance to Tribes, related administrative support, the gathering of information, documenting of environmental damage, and developing a system for prioritization of mitigation and cost to complete estimates for mitigation, on Indian lands resulting from Department of Defense activities. NALEMP addresses environmental effects of past DoD actions on Indian lands and on other locations where the Department, an Indian Tribe, and the current land owner agree that such mitigation is appropriate. Funding available under NALEMP is provided to Tribal partners through 2-year Cooperative Agreements (CAs) which enables tribal governments to lead NALEMP projects, incorporate traditional ecological knowledge into design for cleanup, and build tribal capacity regarding environmental services and technical remediation skills.

**Department of Defense (DOD) – The Indian Incentive Program Payments (25 USC 1544)**

*Program Category: Other*

<b>Annual Budget and Appropriations (dollars in millions)</b>													
2023 President’s Budget Request		2023 Enacted				2024 President’s Budget Request		2024 Enacted			2025 President’s Budget Request		
Disc.	Mand.	Disc.	Mand.	Disaster Supp.	Advance Approps. for 2024	Disc.	Mand.	Disc.	Mand.	Advance Approps. for 2025	Disc.	Mand.	Advance Approps. for 2026
\$25	\$-	\$44.6	\$-	\$-	\$-	\$25	\$-	\$25	\$-	\$-	\$11	\$-	\$-

<b>Bipartisan Infrastructure Law (BIL) (dollars in millions)</b>					
2022 - 2023 Actual Obligations		2024+outyears Planned Obligations		Total	
Disc.	Mand.	Disc.	Mand.	Disc.	Mand.
\$-	\$-	\$-	\$-	\$-	\$-

<b>Inflation Reduction Act (IRA) (dollars in millions)</b>		
2022 - 2023 Actual Obligations	2024+outyears Planned Obligations	Total
\$-	\$-	\$-

**Description of major changes from 2024 Enacted in the 2025 President’s Budget Request:**

The FY 2025 request was a decrease of \$14 million compared to FY 2024 enacted.

**Description of reported data:**

The DoD requests program funding for the Indian Incentive Program in accordance with U.S.C. 1544 Indian Financing Act

**Description of how funds are expended:**

The FY 2025 request of \$11 million annual budget represents 2.2% (\$500M) of subcontracted work performed by Native-owned businesses. To be eligible a DoD prime contractor must subcontract to one of the following companies: Federally Recognized American Indian Organizations, Indian-Owned economic enterprises, and small businesses owned by members of recognized tribes, Native Alaskans, or Native Hawaiians. By generating subcontracts to the aforementioned entities, the Indian Incentive Program fulfills its purpose as an economic multiplier for Native American communities. The program seeks to boost Native American economic development, increase partnerships with Native American businesses in the Defense Industrial Base, and act as a catalyst for teaming and subcontracting with Native companies to meet the Department's mission requirements. The program motivates prime contractors to utilize Native American-owned enterprises by providing a 5 percent rebate on subcontracted work performed by those companies.

**Department of Education (ED) – Grants to Support Native Language Resource centers**

*Program Category: Education and training*

<b>Annual Budget and Appropriations (dollars in millions)</b>													
2023 President's Budget Request		2023 Enacted				2024 President's Budget Request		2024 Enacted			2025 President's Budget Request		
Disc.	Mand.	Disc.	Mand.	Disaster Supp.	Advance Approps. for 2024	Disc.	Mand.	Disc.	Mand.	Advance Approps. for 2025	Disc.	Mand.	Advance Approps. for 2026
\$-	\$-	\$3.4	\$-	\$-	\$-	\$3	\$-	\$1.3	\$-	\$-	\$2.4	\$-	\$-

<b>Bipartisan Infrastructure Law (BIL) (dollars in millions)</b>					
2022 - 2023 Actual Obligations		2024+outyears Planned Obligations		Total	
Disc.	Mand.	Disc.	Mand.	Disc.	Mand.
\$-	\$-	\$-	\$-	\$-	\$-

<b>Inflation Reduction Act (IRA) (dollars in millions)</b>		
2022 - 2023 Actual Obligations	2024+outyears Planned Obligations	Total
\$-	\$-	\$-

**Description of major changes from 2024 Enacted in the 2025 President's Budget Request:**

No major changes.

**Description of reported data:**

Funding for Native American Language Resource Centers

**Description of how funds are expended:**

Competitive grants

**Department of Education (ED) – Direct Support – Impact Aid - Basic Support**

*Program Category: Education and training*

<b>Annual Budget and Appropriations (dollars in millions)</b>													
2023 President's Budget Request		2023 Enacted				2024 President's Budget Request		2024 Enacted			2025 President's Budget Request		
Disc.	Mand.	Disc.	Mand.	Disaster Supp.	Advance Approps. for 2024	Disc.	Mand.	Disc.	Mand.	Advance Approps. for 2025	Disc.	Mand.	Advance Approps. for 2026
\$784.6	\$-	\$826.9	\$-	\$-	\$-	\$826.9	\$-	\$819.6	\$-	\$-	\$810.3	\$-	\$-

<b>Bipartisan Infrastructure Law (BIL) (dollars in millions)</b>					
2022 - 2023 Actual Obligations		2024+outyears Planned Obligations		Total	
Disc.	Mand.	Disc.	Mand.	Disc.	Mand.
\$-	\$-	\$-	\$-	\$-	\$-

<b>Inflation Reduction Act (IRA) (dollars in millions)</b>		
2022 - 2023 Actual Obligations	2024+outyears Planned Obligations	Total
\$-	\$-	\$-

**Description of major changes from 2024 Enacted in the 2025 President's Budget Request:**

No major changes.

**Description of reported data:**

Impact Aid - Basic Support

**Description of how funds are expended:**

Formula grants

**Department of Education (ED) – Direct Support – Indian Education (Local Education Agencies (LEA) grants)**

*Program Category: Education and training*

<b>Annual Budget and Appropriations (dollars in millions)</b>													
2023 President's Budget Request		2023 Enacted				2024 President's Budget Request		2024 Enacted			2025 President's Budget Request		
Disc.	Mand.	Disc.	Mand.	Disaster Supp.	Advance Approps. for 2024	Disc.	Mand.	Disc.	Mand.	Advance Approps. for 2025	Disc.	Mand.	Advance Approps. for 2026
\$110.4	\$-	\$110.4	\$-	\$-	\$-	\$117.4	\$-	\$110.4	\$-	\$-	\$110.4	\$-	\$-

<b>Bipartisan Infrastructure Law (BIL) (dollars in millions)</b>					
2022 - 2023 Actual Obligations		2024+outyears Planned Obligations		Total	
Disc.	Mand.	Disc.	Mand.	Disc.	Mand.
\$-	\$-	\$-	\$-	\$-	\$-

<b>Inflation Reduction Act (IRA) (dollars in millions)</b>		
2022 - 2023 Actual Obligations	2024+outyears Planned Obligations	Total
\$-	\$-	\$-

**Description of major changes from 2024 Enacted in the 2025 President's Budget Request:**

No major changes.

**Description of reported data:**

Indian Education (LEA grants)

**Description of how funds are expended:**

Formula grants

**Department of Education (ED) – Direct Support – Other**

*Program Category: Education and training*

<b>Annual Budget and Appropriations (dollars in millions)</b>													
2023 President’s Budget Request		2023 Enacted				2024 President’s Budget Request		2024 Enacted			2025 President’s Budget Request		
Disc.	Mand.	Disc.	Mand.	Disaster Supp.	Advance Approps. for 2024	Disc.	Mand.	Disc.	Mand.	Advance Approps. for 2025	Disc.	Mand.	Advance Approps. for 2026
\$266	\$59.8	\$244.7	\$56.8	\$-	\$-	\$284.6	\$61.7	\$246.9	\$60.9	\$-	\$259.3	\$64.1	\$-

<b>Bipartisan Infrastructure Law (BIL) (dollars in millions)</b>					
2022 - 2023 Actual Obligations		2024+outyears Planned Obligations		Total	
Disc.	Mand.	Disc.	Mand.	Disc.	Mand.
\$-	\$-	\$-	\$-	\$-	\$-

<b>Inflation Reduction Act (IRA) (dollars in millions)</b>		
2022 - 2023 Actual Obligations	2024+outyears Planned Obligations	Total
\$-	\$-	\$-

**Description of major changes from 2024 Enacted in the 2025 President’s Budget Request:**

No major changes.

**Description of reported data:**

"Other" direct support includes funding from 21st Century Community Learning Centers, Rural Education, Supporting Effective Instruction State Grants, Homeless Children and Youth, Special Education - Infants, State Assessment Grants, School Support and Academic Enrichment State Grants, Indian Education - Special Programs, Indian Education - National Programs, Alaska Native Education Equity, Native American Career & Technical Education, Impact Aid - Disabilities, Impact Aid - Construction "Formula", Impact Aid - Construction "Discretionary", Vocational Rehabilitation for American Indians with Disabilities, Title III Institutional Aid (AN/NH-Serving Program), English Language Acquisition NA/AN Children, Native American Nontribal Institutions, Special Education Parent Information Centers programs, and Fund for the Improvement of Postsecondary Education (RDI program). Funding for Supporting Effective Instruction State Grants includes supplemental grants to the Bureau of Indian Education.

**Description of how funds are expended:**

Competitive and formula grants



**Department of Education (ED) – Direct Support – Special Education Grants to States**

*Program Category: Education and training*

<b>Annual Budget and Appropriations (dollars in millions)</b>													
2023 President's Budget Request		2023 Enacted				2024 President's Budget Request		2024 Enacted			2025 President's Budget Request		
Disc.	Mand.	Disc.	Mand.	Disaster Supp.	Advance Approps. for 2024	Disc.	Mand.	Disc.	Mand.	Advance Approps. for 2025	Disc.	Mand.	Advance Approps. for 2026
\$102.9	\$-	\$106.4	\$-	\$-	\$-	\$106.5	\$-	\$106.5	\$-	\$-	\$107.9	\$-	\$-

<b>Bipartisan Infrastructure Law (BIL) (dollars in millions)</b>					
2022 - 2023 Actual Obligations		2024+outyears Planned Obligations		Total	
Disc.	Mand.	Disc.	Mand.	Disc.	Mand.
\$-	\$-	\$-	\$-	\$-	\$-

<b>Inflation Reduction Act (IRA) (dollars in millions)</b>		
2022 - 2023 Actual Obligations	2024+outyears Planned Obligations	Total
\$-	\$-	\$-

**Description of major changes from 2024 Enacted in the 2025 President's Budget Request:**

No major changes.

**Description of reported data:**

Special Education Grants to States

**Description of how funds are expended:**

Formula grants

**Department of Education (ED) – Direct Support – Title I -LEA Grants**

*Program Category: Education and training*

<b>Annual Budget and Appropriations (dollars in millions)</b>													
2023 President’s Budget Request		2023 Enacted				2024 President’s Budget Request		2024 Enacted			2025 President’s Budget Request		
Disc.	Mand.	Disc.	Mand.	Disaster Supp.	Advance Approps. for 2024	Disc.	Mand.	Disc.	Mand.	Advance Approps. for 2025	Disc.	Mand.	Advance Approps. for 2026
\$143	\$112	\$52.8	\$-	\$-	\$75.9	\$143	\$-	\$148.2	\$-	\$75.9	\$130	\$-	\$75.9

<b>Bipartisan Infrastructure Law (BIL) (dollars in millions)</b>					
2022 - 2023 Actual Obligations		2024+outyears Planned Obligations		Total	
Disc.	Mand.	Disc.	Mand.	Disc.	Mand.
\$-	\$-	\$-	\$-	\$-	\$-

<b>Inflation Reduction Act (IRA) (dollars in millions)</b>		
2022 - 2023 Actual Obligations	2024+outyears Planned Obligations	Total
\$-	\$-	\$-

**Description of major changes from 2024 Enacted in the 2025 President’s Budget Request:**

Because the FY 2025 Advance Approps appropriated in FY 2024 is reported separately, that amount is no longer reported in the FY 2024 Enacted Discretionary column.

**Description of reported data:**

Title I - LEA Grants

**Description of how funds are expended:**

Formula grants

**Department of Education (ED) – Indirect Support – Other**

*Program Category: Education and training*

<b>Annual Budget and Appropriations (dollars in millions)</b>													
2023 President’s Budget Request		2023 Enacted				2024 President’s Budget Request		2024 Enacted			2025 President’s Budget Request		
Disc.	Mand.	Disc.	Mand.	Disaster Supp.	Advance Approps. for 2024	Disc.	Mand.	Disc.	Mand.	Advance Approps. for 2025	Disc.	Mand.	Advance Approps. for 2026
\$1,605.7	\$2,199.9	\$1,506.9	\$2,534.8	\$-	\$9.3	\$1.9	\$2.6	\$1,576.1	\$4,253.2	\$9.3	\$1,727.2	\$4,328.5	\$9.3

<b>Bipartisan Infrastructure Law (BIL) (dollars in millions)</b>					
2022 - 2023 Actual Obligations		2024+outyears Planned Obligations		Total	
Disc.	Mand.	Disc.	Mand.	Disc.	Mand.
\$-	\$-	\$-	\$-	\$-	\$-

<b>Inflation Reduction Act (IRA) (dollars in millions)</b>		
2022 - 2023 Actual Obligations	2024+outyears Planned Obligations	Total
\$-	\$-	\$-

**Description of major changes from 2024 Enacted in the 2025 President’s Budget Request:**

Due to a change in how estimates are calculated for the Adult Literacy and Basic program, some amounts have changed slightly since the 2023 Native American Funding Crosscut report.

**Description of reported data:**

"Other" indirect funds include funds from the English Language Acquisition, Special Education - Preschool, Special Education - Infants, Vocational Rehabilitation Services, Career & Technical Education, Adult Literacy and Basic, Student Financial Assistance, Student Loans, Minority Science & Engineering Improvement, GEAR UP, and TRIO programs.

**Description of how funds are expended:**

Formula and competitive grants and student loans

**Department of Education (ED) – Indirect Support – Special Education Grants to States**

*Program Category: Education and training*

<b>Annual Budget and Appropriations (dollars in millions)</b>													
2023 President's Budget Request		2023 Enacted				2024 President's Budget Request		2024 Enacted			2025 President's Budget Request		
Disc.	Mand.	Disc.	Mand.	Disaster Supp.	Advance Approps. for 2024	Disc.	Mand.	Disc.	Mand.	Advance Approps. for 2025	Disc.	Mand.	Advance Approps. for 2026
\$200.6	\$-	\$159.4	\$-	\$-	\$102.8	\$157	\$-	\$60.6	\$-	\$99.2	\$155.2	\$-	\$99.2

<b>Bipartisan Infrastructure Law (BIL) (dollars in millions)</b>					
2022 - 2023 Actual Obligations		2024+outyears Planned Obligations		Total	
Disc.	Mand.	Disc.	Mand.	Disc.	Mand.
\$-	\$-	\$-	\$-	\$-	\$-

<b>Inflation Reduction Act (IRA) (dollars in millions)</b>		
2022 - 2023 Actual Obligations	2024+outyears Planned Obligations	Total
\$-	\$-	\$-

**Description of major changes from 2024 Enacted in the 2025 President's Budget Request:**

Because the FY 2025 Advance Approps appropriated in FY 2024 is reported separately, that amount is no longer reported in the FY 2024 Enacted Discretionary column.

**Description of reported data:**

Special Education Grants to States

**Description of how funds are expended:**

Formula grants

**Department of Education (ED) – Indirect Support – Title I - LEA Grants**

*Program Category: Education and training*

<b>Annual Budget and Appropriations (dollars in millions)</b>													
2023 President's Budget Request		2023 Enacted				2024 President's Budget Request		2024 Enacted			2025 President's Budget Request		
Disc.	Mand.	Disc.	Mand.	Disaster Supp.	Advance Approps. for 2024	Disc.	Mand.	Disc.	Mand.	Advance Approps. for 2025	Disc.	Mand.	Advance Approps. for 2026
\$302.6	\$235.7	\$111.1	\$-	\$-	\$159.8	\$302.6	\$-	\$233	\$-	\$137.2	\$235.2	\$-	\$137.2

<b>Bipartisan Infrastructure Law (BIL) (dollars in millions)</b>					
2022 - 2023 Actual Obligations		2024+outyears Planned Obligations		Total	
Disc.	Mand.	Disc.	Mand.	Disc.	Mand.
\$-	\$-	\$-	\$-	\$-	\$-

<b>Inflation Reduction Act (IRA) (dollars in millions)</b>		
2022 - 2023 Actual Obligations	2024+outyears Planned Obligations	Total
\$-	\$-	\$-

**Description of major changes from 2024 Enacted in the 2025 President's Budget Request:**

No major changes.

**Description of reported data:**

Title I - LEA Grants

**Description of how funds are expended:**

Formula grants

**Department of Education (ED) – Tribal Colleges and Universities – Strengthening Tribally Controlled Colleges and Universities**

*Program Category: Education and training*

<b>Annual Budget and Appropriations (dollars in millions)</b>													
2023 President's Budget Request		2023 Enacted				2024 President's Budget Request		2024 Enacted			2025 President's Budget Request		
Disc.	Mand.	Disc.	Mand.	Disaster Supp.	Advance Approps. for 2024	Disc.	Mand.	Disc.	Mand.	Advance Approps. for 2025	Disc.	Mand.	Advance Approps. for 2026
\$53.1	\$28.3	\$51.5	\$28.3	\$-	\$-	\$53.1	\$28.3	\$51.8	\$28.3	\$-	\$56.4	\$30	\$-

<b>Bipartisan Infrastructure Law (BIL) (dollars in millions)</b>					
2022 - 2023 Actual Obligations		2024+outyears Planned Obligations		Total	
Disc.	Mand.	Disc.	Mand.	Disc.	Mand.
\$-	\$-	\$-	\$-	\$-	\$-

<b>Inflation Reduction Act (IRA) (dollars in millions)</b>		
2022 - 2023 Actual Obligations	2024+outyears Planned Obligations	Total
\$-	\$-	\$-

**Description of major changes from 2024 Enacted in the 2025 President's Budget Request:**

No major changes.

**Description of reported data:**

Strengthening Tribally Controlled Colleges and Universities

**Description of how funds are expended:**

Formula-based discretionary grants

**Department of Education (ED) – Tribal Colleges and Universities – Tribally Controlled Postsecondary Career and Technical Institutions**

*Program Category: Education and training*

<b>Annual Budget and Appropriations (dollars in millions)</b>													
2023 President's Budget Request		2023 Enacted				2024 President's Budget Request		2024 Enacted			2025 President's Budget Request		
Disc.	Mand.	Disc.	Mand.	Disaster Supp.	Advance Approps. for 2024	Disc.	Mand.	Disc.	Mand.	Advance Approps. for 2025	Disc.	Mand.	Advance Approps. for 2026
\$10.6	\$-	\$12	\$-	\$-	\$-	\$12	\$-	\$12	\$-	\$-	\$12	\$-	\$-

<b>Bipartisan Infrastructure Law (BIL) (dollars in millions)</b>					
2022 - 2023 Actual Obligations		2024+outyears Planned Obligations		Total	
Disc.	Mand.	Disc.	Mand.	Disc.	Mand.
\$-	\$-	\$-	\$-	\$-	\$-

<b>Inflation Reduction Act (IRA) (dollars in millions)</b>		
2022 - 2023 Actual Obligations	2024+outyears Planned Obligations	Total
\$-	\$-	\$-

**Description of major changes from 2024 Enacted in the 2025 President's Budget Request:**

No major changes.

**Description of reported data:**

Tribally Controlled Postsecondary Career and Technical Institutions

**Description of how funds are expended:**

Competitive grants

**Department of Energy (DOE) – Nuclear Energy**

*Program Category: Energy*

<b>Annual Budget and Appropriations (dollars in millions)</b>													
2023 President's Budget Request		2023 Enacted				2024 President's Budget Request		2024 Enacted			2025 President's Budget Request		
Disc.	Mand.	Disc.	Mand.	Disaster Supp.	Advance Approps. for 2024	Disc.	Mand.	Disc.	Mand.	Advance Approps. for 2025	Disc.	Mand.	Advance Approps. for 2026
\$1.2	\$-	\$1.2	\$-	\$-	\$-	\$1.2	\$-	\$1.2	\$-	\$-	\$1.2	\$-	\$-

<b>Bipartisan Infrastructure Law (BIL) (dollars in millions)</b>					
2022 - 2023 Actual Obligations		2024+outyears Planned Obligations		Total	
Disc.	Mand.	Disc.	Mand.	Disc.	Mand.
\$-	\$-	\$-	\$-	\$-	\$-

<b>Inflation Reduction Act (IRA) (dollars in millions)</b>		
2022 - 2023 Actual Obligations	2024+outyears Planned Obligations	Total
\$-	\$-	\$-

**Description of major changes from 2024 Enacted in the 2025 President's Budget Request:**

No major changes.

**Description of reported data:**

This is a five-year Cooperative Agreement between the Office of Nuclear Energy (NE) and the Office of Environmental Management (EM) for Shoshone-Bannock Tribes at cost share of 83% for NE and 17% for EM for a total of \$6.643M.

**Description of how funds are expended:**

Cooperative Agreement between NE and EM for Shoshone-Bannock Tribes.



**Department of Energy (DOE) – Tribal Energy Loan Guarantee Program (TELGP) - Administration**

*Program Category: Energy*

<b>Annual Budget and Appropriations (dollars in millions)</b>													
2023 President’s Budget Request		2023 Enacted				2024 President’s Budget Request		2024 Enacted			2025 President’s Budget Request		
Disc.	Mand.	Disc.	Mand.	Disaster Supp.	Advance Approps. for 2024	Disc.	Mand.	Disc.	Mand.	Advance Approps. for 2025	Disc.	Mand.	Advance Approps. for 2026
\$1.9	\$-	\$4	\$-	\$-	\$-	\$6.3	\$-	\$6.3	\$-	\$-	\$6.3	\$-	\$-

<b>Bipartisan Infrastructure Law (BIL) (dollars in millions)</b>					
2022 - 2023 Actual Obligations		2024+outyears Planned Obligations		Total	
Disc.	Mand.	Disc.	Mand.	Disc.	Mand.
\$-	\$-	\$-	\$-	\$-	\$-

<b>Inflation Reduction Act (IRA) (dollars in millions)</b>		
2022 - 2023 Actual Obligations	2024+outyears Planned Obligations	Total
\$1	\$74	\$75

**Description of major changes from 2024 Enacted in the 2025 President’s Budget Request:**

No major changes. In FY 2025, LPO requests \$6.3 million to continue outreach, origination, and monitoring activities for TELGP to invigorate economic opportunities in tribal communities through the development of energy projects. The Request supports recently enacted changes to the program, including the ability for tribal borrowers to apply for direct loans from the Federal Financing Bank via TELGP, which have greatly increased interest and accessibility to the program. Finally, the FY 2025 Request allows LPO to continue outreach activities to Indian Tribes and Alaska Native Corporations to highlight and publicize important improvements to the program, in addition to continuing to communicate the availability of loan authority and information about the benefits of the program and its application process to all potential borrowers and stakeholders.

**Description of reported data:**

The FY 2025 Budget provides Administrative Expense funding for the Tribal Energy Loan Guarantee Program (TELGP) to continue loan guarantee originating activities, as well as to monitor its expected portfolio.

**Description of how funds are expended:**

Appropriations for administrative expense supports the activities related to establishing a program to market, originate and monitor loan guarantees. The Tribal Energy Loan Guarantee Program (TELGP) is authorized by Title V of the Energy Policy Act of 2005. Congress first appropriated funding for the program in FY 2017, and DOE issued the first TELGP solicitation to support tribal energy development in FY 2018. In FY 2022 applicants can access direct loans via the United States Treasury Federal Financing Bank, guaranteed by the DOE, obviating the need for a partial guarantee of a commercial lender. This change – in addition to the improvements made in FY 2023 to the TELGP solicitation to clarify

ownership requirements, lending obligations, and fees – is expected to increase interest in and accessibility to TELGP loans. The loan must be made to a federally recognized Indian Tribe or Alaska Native Corporation for the purposes of energy development.

**Department of Energy (DOE) – Bonneville Power Administration – 12/14/2023 - 6 Sovereign Agreement**

*Program Category: Natural resources and environment*

<b>Annual Budget and Appropriations (dollars in millions)</b>													
2023 President's Budget Request		2023 Enacted				2024 President's Budget Request		2024 Enacted			2025 President's Budget Request		
Disc.	Mand.	Disc.	Mand.	Disaster Supp.	Advance Approps. for 2024	Disc.	Mand.	Disc.	Mand.	Advance Approps. for 2025	Disc.	Mand.	Advance Approps. for 2026
\$-	\$-	\$-	\$-	\$-	\$-	\$-	\$-	\$-	\$-	\$-	\$-	\$6.7	\$-

<b>Bipartisan Infrastructure Law (BIL) (dollars in millions)</b>					
2022 - 2023 Actual Obligations		2024+outyears Planned Obligations		Total	
Disc.	Mand.	Disc.	Mand.	Disc.	Mand.
\$-	\$-	\$-	\$-	\$-	\$-

<b>Inflation Reduction Act (IRA) (dollars in millions)</b>		
2022 - 2023 Actual Obligations	2024+outyears Planned Obligations	Total
\$-	\$-	\$-

**Description of major changes from 2024 Enacted in the 2025 President's Budget Request:**

2025 Budget was the first request for this program.

**Description of reported data:**

Funding to restore native fish and their habitats throughout the Columbia River Basin, with added measures to increase the autonomy of States and Tribes to use these funds.

**Description of how funds are expended:**

to be determined

**Department of Energy (DOE) – Bonneville Power Administration – 181(D) Allocations to Tribes**

*Program Category: Natural resources and environment*

<b>Annual Budget and Appropriations (dollars in millions)</b>													
2023 President’s Budget Request		2023 Enacted				2024 President’s Budget Request		2024 Enacted			2025 President’s Budget Request		
Disc.	Mand.	Disc.	Mand.	Disaster Supp.	Advance Approps. for 2024	Disc.	Mand.	Disc.	Mand.	Advance Approps. for 2025	Disc.	Mand.	Advance Approps. for 2026
\$-	unavailable	\$-	unavailable	\$-	\$-	\$-	\$29.1	\$-	\$29.1	\$-	\$-	\$25	\$-

<b>Bipartisan Infrastructure Law (BIL) (dollars in millions)</b>					
2022 - 2023 Actual Obligations		2024+outyears Planned Obligations		Total	
Disc.	Mand.	Disc.	Mand.	Disc.	Mand.
\$-	\$-	\$-	\$-	\$-	\$-

<b>Inflation Reduction Act (IRA) (dollars in millions)</b>		
2022 - 2023 Actual Obligations	2024+outyears Planned Obligations	Total
\$-	\$-	\$-

**Description of major changes from 2024 Enacted in the 2025 President’s Budget Request:**

no major changes from FY 2024 enacted. FY25 funding amount: Based on an average and calculation. Likely to be greater than \$25 million. Note: FY 2023 data unavailable

**Description of reported data:**

Annual payment to provide equitable compensation to Confederate Tribes of the Colville Reservation (CTCR) and Spokane Tribe of Indians (STOI) for use of tribal land for the production of hydropower by the Grand Coulee Dam, and for other purposes.

**Description of how funds are expended:**

Direct payments

**Department of Energy (DOE) – Bonneville Power Administration – American Indian Science and Engineering Society (AISES) Internships**

*Program Category: Education and training*

<b>Annual Budget and Appropriations (dollars in millions)</b>													
2023 President's Budget Request		2023 Enacted				2024 President's Budget Request		2024 Enacted			2025 President's Budget Request		
Disc.	Mand.	Disc.	Mand.	Disaster Supp.	Advance Approps. for 2024	Disc.	Mand.	Disc.	Mand.	Advance Approps. for 2025	Disc.	Mand.	Advance Approps. for 2026
\$-	\$0.1	\$-	\$0.1	\$-	\$-	\$-	\$0.1	\$-	\$0.1	\$-	\$-	\$0.1	\$-

<b>Bipartisan Infrastructure Law (BIL) (dollars in millions)</b>					
2022 - 2023 Actual Obligations		2024+outyears Planned Obligations		Total	
Disc.	Mand.	Disc.	Mand.	Disc.	Mand.
\$-	\$-	\$-	\$-	\$-	\$-

<b>Inflation Reduction Act (IRA) (dollars in millions)</b>		
2022 - 2023 Actual Obligations	2024+outyears Planned Obligations	Total
\$-	\$-	\$-

**Description of major changes from 2024 Enacted in the 2025 President's Budget Request:**

no major changes from FY 2024 enacted.

**Description of reported data:**

BPA funds the American Indian Science and Engineering Society (STEM) to provide 10-week experience-based BPA summer internships for American Indian/Alaska Native STEM college students who are AISES members. The internships provide capacity building and professional experience and networking for students and a potential pipeline for gaining interest from diverse students seeking federal careers in STEM. BPA's partnership with AISES spans more than 15 years and includes opportunities for students in engineering, natural resources, environmental science, cultural resources, and archaeology.

**Description of how funds are expended:**

Direct funding to individual for internship program

**Department of Energy (DOE) – Bonneville Power Administration – Columbia Basin Fish and Wildlife Program Funding**

*Program Category: Natural resources and environment*

<b>Annual Budget and Appropriations (dollars in millions)</b>													
2023 President’s Budget Request		2023 Enacted				2024 President’s Budget Request		2024 Enacted			2025 President’s Budget Request		
Disc.	Mand.	Disc.	Mand.	Disaster Supp.	Advance Approps. for 2024	Disc.	Mand.	Disc.	Mand.	Advance Approps. for 2025	Disc.	Mand.	Advance Approps. for 2026
\$-	\$144.7	\$-	\$144.7	\$-	\$-	\$-	\$170.9	\$-	\$170.9	\$-	\$-	\$178.7	\$-

<b>Bipartisan Infrastructure Law (BIL) (dollars in millions)</b>					
2022 - 2023 Actual Obligations		2024+outyears Planned Obligations		Total	
Disc.	Mand.	Disc.	Mand.	Disc.	Mand.
\$-	\$-	\$-	\$-	\$-	\$-

<b>Inflation Reduction Act (IRA) (dollars in millions)</b>		
2022 - 2023 Actual Obligations	2024+outyears Planned Obligations	Total
\$-	\$-	\$-

**Description of major changes from 2024 Enacted in the 2025 President’s Budget Request:**

no major changes from FY 2024 enacted.

**Description of reported data:**

The BPA F&W Program funds projects each year to mitigate the impacts of the development and operation of the federal hydropower system on fish and wildlife. The BPA program fulfills the mandates established by Congress in the Pacific Northwest Electric Power Planning and Conservation Act of 1980 (Northwest Power Act), 16 USC § 839b(h)(10)(A), to protect, mitigate, and enhance fish and wildlife affected by the development and operation of the Federal Columbia River Power System (FCRPS). Funding amounts reflected are those allocated to tribal partners. Includes expense, capital and Reserve Distribution Clause funds.

**Description of how funds are expended:**

Direct funding allocations to Tribes.

**Department of Energy (DOE) – Bonneville Power Administration – Energy Efficiency**

*Program Category: Energy*

<b>Annual Budget and Appropriations (dollars in millions)</b>													
2023 President’s Budget Request		2023 Enacted				2024 President’s Budget Request		2024 Enacted			2025 President’s Budget Request		
Disc.	Mand.	Disc.	Mand.	Disaster Supp.	Advance Approps. for 2024	Disc.	Mand.	Disc.	Mand.	Advance Approps. for 2025	Disc.	Mand.	Advance Approps. for 2026
\$-	\$0.6	\$-	\$0.6	\$-	\$-	\$-	\$0.6	\$-	\$0.6	\$-	\$-	\$0.6	\$-

<b>Bipartisan Infrastructure Law (BIL) (dollars in millions)</b>					
2022 - 2023 Actual Obligations		2024+outyears Planned Obligations		Total	
Disc.	Mand.	Disc.	Mand.	Disc.	Mand.
\$-	\$-	\$-	\$-	\$-	\$-

<b>Inflation Reduction Act (IRA) (dollars in millions)</b>		
2022 - 2023 Actual Obligations	2024+outyears Planned Obligations	Total
\$-	\$-	\$-

**Description of major changes from 2024 Enacted in the 2025 President’s Budget Request:**

no major changes from FY 2024 enacted.

**Description of reported data:**

Bonneville Power Administration’s (BPA’s) offers funding to federally recognized tribes in the Northwest for energy efficiency upgrades in income qualified homes through a few different pathways. Upgrades can include heating, ventilation, air conditioning (HVAC), water heating, weatherization, efficient appliances, efficient lighting, and much needed related repairs. For fiscal years 2024 – 2025, BPA offers total \$1,201,000 through direct, non-competitive tribal grants to any interested tribes. Additionally, tribal homes can be served through coordination with state grant funding in Washington, Oregon, Montana, and Idaho and through BPA utility energy efficiency programs as funds are available at the funder’s discretion.

**Description of how funds are expended:**

direct, non-competitive tribal grants

**Department of Energy (DOE) – Bonneville Power Administration – Federal Columbia River Power System Cultural Resource (FCRPS CR) Mitigation**  
*Program Category: Natural resources and environment*

<b>Annual Budget and Appropriations (dollars in millions)</b>													
2023 President’s Budget Request		2023 Enacted				2024 President’s Budget Request		2024 Enacted			2025 President’s Budget Request		
Disc.	Mand.	Disc.	Mand.	Disaster Supp.	Advance Approps. for 2024	Disc.	Mand.	Disc.	Mand.	Advance Approps. for 2025	Disc.	Mand.	Advance Approps. for 2026
\$-	unavailable	\$-	unavailable	\$-	\$-	\$-	\$2.2	\$-	\$2.2	\$-	\$-	\$2.2	\$-

<b>Bipartisan Infrastructure Law (BIL) (dollars in millions)</b>					
2022 - 2023 Actual Obligations		2024+outyears Planned Obligations		Total	
Disc.	Mand.	Disc.	Mand.	Disc.	Mand.
\$-	\$-	\$-	\$-	\$-	\$-

<b>Inflation Reduction Act (IRA) (dollars in millions)</b>		
2022 - 2023 Actual Obligations	2024+outyears Planned Obligations	Total
\$-	\$-	\$-

**Description of major changes from 2024 Enacted in the 2025 President’s Budget Request:**

no major changes from FY 2024 enacted. Note: FY 2023 data unavailable

**Description of reported data:**

In order to effectively manage historic properties within 14 of the dams and reservoirs, the FCRPS Cultural Resource Program was created in 1997 as a jointly-administered effort to address National Historic Preservation Act (NHPA) section 106 compliance. Work is guided by a programmatic agreement for management of historic properties effected by the operation and maintenance of the FCRPS. Mitigation of these effects protect valuable resources and help ensure compliance with Section 106 of the NHPA. Note that BPA provides additional funds to the Army Corps of Engineers (\$55 million) and the Bureau of Reclamation (\$11.2 million) for Cultural Resources and Fish & Wildlife purposes. These funds may ultimately support Tribal communities, but BPA does not have visibility on use of the funds so they are not reported here.

**Description of how funds are expended:**

Direct program implementation



**Department of Energy (DOE) – Bonneville Power Administration – Phase 2 Implementation Plan (P2IP)**

*Program Category: Natural resources and environment*

<b>Annual Budget and Appropriations (dollars in millions)</b>													
2023 President’s Budget Request		2023 Enacted				2024 President’s Budget Request		2024 Enacted			2025 President’s Budget Request		
Disc.	Mand.	Disc.	Mand.	Disaster Supp.	Advance Approps. for 2024	Disc.	Mand.	Disc.	Mand.	Advance Approps. for 2025	Disc.	Mand.	Advance Approps. for 2026
\$-	\$-	\$-	\$-	\$-	\$-	\$-	\$10	\$-	\$10	\$-	\$-	\$10	\$-

<b>Bipartisan Infrastructure Law (BIL) (dollars in millions)</b>					
2022 - 2023 Actual Obligations		2024+outyears Planned Obligations		Total	
Disc.	Mand.	Disc.	Mand.	Disc.	Mand.
\$-	\$-	\$-	\$-	\$-	\$-

<b>Inflation Reduction Act (IRA) (dollars in millions)</b>		
2022 - 2023 Actual Obligations	2024+outyears Planned Obligations	Total
\$-	\$-	\$-

**Description of major changes from 2024 Enacted in the 2025 President’s Budget Request:**

no major changes from FY 2024 enacted.

**Description of reported data:**

Settlement Agreement with the Confederated Tribes of the Colville Reservation, the Coeur d’Alene Tribe, and the Spokane Tribe of Indians for certain funding for implementation of the Phase 2 Implementation Plan (P2IP) projects for reintroducing specific non-Federally protected salmonid stocks above Chief Joseph and Grand Coulee dams in the Upper Columbia River Basin. The agreement provides funding for implementation of the P2IP, which is intended to benefit reintroduced salmonids and several Tribal Nations.

**Description of how funds are expended:**

to be determined

**Department of Energy (DOE) – Bonneville Power Administration – Tribal Affairs Education Grants**

*Program Category: Education and training*

<b>Annual Budget and Appropriations (dollars in millions)</b>													
2023 President's Budget Request		2023 Enacted				2024 President's Budget Request		2024 Enacted			2025 President's Budget Request		
Disc.	Mand.	Disc.	Mand.	Disaster Supp.	Advance Approps. for 2024	Disc.	Mand.	Disc.	Mand.	Advance Approps. for 2025	Disc.	Mand.	Advance Approps. for 2026
\$-	\$0.1	\$-	\$0.1	\$-	\$-	\$-	\$0.1	\$-	\$0.1	\$-	\$-	\$0.1	\$-

<b>Bipartisan Infrastructure Law (BIL) (dollars in millions)</b>					
2022 - 2023 Actual Obligations		2024+outyears Planned Obligations		Total	
Disc.	Mand.	Disc.	Mand.	Disc.	Mand.
\$-	\$-	\$-	\$-	\$-	\$-

<b>Inflation Reduction Act (IRA) (dollars in millions)</b>		
2022 - 2023 Actual Obligations	2024+outyears Planned Obligations	Total
\$-	\$-	\$-

**Description of major changes from 2024 Enacted in the 2025 President's Budget Request:**

no major changes from FY 2024 enacted.

**Description of reported data:**

Tribal Education Capacity Building Grant program provides funding assistance to federally recognized tribes to advance awareness and understanding of the federal Columbia River Power and Transmission system and BPA programs. The program advances participants awareness and understanding of electrical generation and transmission, energy efficiency, hydropower, environmental stewardship of the Columbia River Basin habitat and ecosystems, and cultural resource management.

**Description of how funds are expended:**

Competitive grants

**Department of Energy (DOE) – Environmental Management – Miscellaneous Programs and Agreements in Principle (PBS: VL-FAO-0101)**

*Program Category: Natural resources and environment*

<b>Annual Budget and Appropriations (dollars in millions)</b>													
2023 President’s Budget Request		2023 Enacted				2024 President’s Budget Request		2024 Enacted			2025 President’s Budget Request		
Disc.	Mand.	Disc.	Mand.	Disaster Supp.	Advance Approps. for 2024	Disc.	Mand.	Disc.	Mand.	Advance Approps. for 2025	Disc.	Mand.	Advance Approps. for 2026
\$3.4	\$-	\$3.4	\$-	\$-	\$-	\$3.4	\$-	\$3.4	\$-	\$-	\$6.1	\$-	\$-

<b>Bipartisan Infrastructure Law (BIL) (dollars in millions)</b>					
2022 - 2023 Actual Obligations		2024+outyears Planned Obligations		Total	
Disc.	Mand.	Disc.	Mand.	Disc.	Mand.
\$-	\$-	\$-	\$-	\$-	\$-

<b>Inflation Reduction Act (IRA) (dollars in millions)</b>		
2022 - 2023 Actual Obligations	2024+outyears Planned Obligations	Total
\$-	\$-	\$-

**Description of major changes from 2024 Enacted in the 2025 President’s Budget Request:**

Increasing the ceiling of the three task orders to ensure there is no lapse in NRDA Support entering phase 3. Additional scope added per LAPP participants. Adding community programming in support of workforce development and capacity building in Northern NM

**Description of reported data:**

This Project Baseline Summary includes continued community, Tribal, Los Alamos Pueblos Project (LAPP), and site wide programs including the Natural Resource Damage Assessment Program at Los Alamos National Laboratory. Los Alamos Pueblos Project (LAPP): The Pueblos include Pueblo of Cochiti, Pueblo of Jemez, Pueblo of San Ildefonso, and Santa Clara Pueblo. They make up the Accord Pueblos. Since 1992, DOE (EM-LA and NA-LA) have supported four Cooperative Agreements with the Accord Pueblos, an initiative called the Los Alamos Pueblo Project (LAPP). The cooperative agreement vehicle gives the parties flexibility to determine what is best suited for the individual recipients in performing funded activities.

**Description of how funds are expended:**

Funding provided through the cooperative agreements to perform environmental sampling, monitoring, and community based education programs. The type of sampling, number of sampling sites and frequency varies and is determined by each agreement. Current sampling and monitoring include: •Water, including ground water, surface water, storm run-off, irrigation canals, and wells •Air •Soil, including sediment from riverbeds, fields, individual family crops, and other identified areas of concern (for example: Cultural and/or religious areas) •Wildlife including aquatic life, big and small game.

**Department of Energy (DOE) – Environmental Management – Natural Resources Damage Assessment (NRDA)**

*Program Category: Natural resources and environment*

<b>Annual Budget and Appropriations (dollars in millions)</b>													
2023 President’s Budget Request		2023 Enacted				2024 President’s Budget Request		2024 Enacted			2025 President’s Budget Request		
Disc.	Mand.	Disc.	Mand.	Disaster Supp.	Advance Approps. for 2024	Disc.	Mand.	Disc.	Mand.	Advance Approps. for 2025	Disc.	Mand.	Advance Approps. for 2026
\$1.2	\$-	\$1.2	\$-	\$-	\$-	\$1.1	\$-	\$1.1	\$-	\$-	\$1	\$-	\$-

<b>Bipartisan Infrastructure Law (BIL) (dollars in millions)</b>					
2022 - 2023 Actual Obligations		2024+outyears Planned Obligations		Total	
Disc.	Mand.	Disc.	Mand.	Disc.	Mand.
\$-	\$-	\$-	\$-	\$-	\$-

<b>Inflation Reduction Act (IRA) (dollars in millions)</b>		
2022 - 2023 Actual Obligations	2024+outyears Planned Obligations	Total
\$-	\$-	\$-

**Description of major changes from 2024 Enacted in the 2025 President’s Budget Request:**

No major changes.

**Description of reported data:**

Non-competitive 5 year cooperative agreements. No cost share.

**Description of how funds are expended:**

The U.S. Department of Energy (DOE) has provided funding under various agreements since 1993 to help address natural resources impacted by the releases of hazardous substances on the DOE site. Tribes participate as a primary party in the Natural Resources Damage Assessment (NRDA) process to help maintain treaty rights by working with DOE as it honors American Indian Policy; helps protect and preserve natural and cultural resources at the site; and allows the Tribe to fully engage in the cleanup and restoration of the site as it works toward meeting the goal of the DOE site vision. Objectives are to help ensure that natural resource values are fully considered in decision-making related to the site; to integrate, to the extent practicable, natural resource restoration into cleanup actions; and to minimize additional injuries to natural resources during cleanup, to encourage the development and implementation of site wide natural resource planning which supports mitigation, restoration, and management goals, and encompasses good stewardship practices.

**Department of Energy (DOE) – Environmental Management – Safety for Waste Isolation Pilot Plant (WIPP) Transportation Corridor**

*Program Category: Education and training*

<b>Annual Budget and Appropriations (dollars in millions)</b>													
2023 President's Budget Request		2023 Enacted				2024 President's Budget Request		2024 Enacted			2025 President's Budget Request		
Disc.	Mand.	Disc.	Mand.	Disaster Supp.	Advance Approps. for 2024	Disc.	Mand.	Disc.	Mand.	Advance Approps. for 2025	Disc.	Mand.	Advance Approps. for 2026
\$0.7	\$-	\$0.7	\$-	\$-	\$-	\$0.7	\$-	\$0.8	\$-	\$-	\$0.8	\$-	\$-

<b>Bipartisan Infrastructure Law (BIL) (dollars in millions)</b>					
2022 - 2023 Actual Obligations		2024+outyears Planned Obligations		Total	
Disc.	Mand.	Disc.	Mand.	Disc.	Mand.
\$-	\$-	\$-	\$-	\$-	\$-

<b>Inflation Reduction Act (IRA) (dollars in millions)</b>		
2022 - 2023 Actual Obligations	2024+outyears Planned Obligations	Total
\$-	\$-	\$-

**Description of major changes from 2024 Enacted in the 2025 President's Budget Request:**

No major changes.

**Description of reported data:**

Safety for WIPP Transportation Corridor.

**Description of how funds are expended:**

Safety for WIPP Transportation Corridor.

**Department of Energy (DOE) – Environmental Management – Shoshone-Bannock Tribes**

*Program Category: Natural resources and environment*

<b>Annual Budget and Appropriations (dollars in millions)</b>													
2023 President's Budget Request		2023 Enacted				2024 President's Budget Request		2024 Enacted			2025 President's Budget Request		
Disc.	Mand.	Disc.	Mand.	Disaster Supp.	Advance Approps. for 2024	Disc.	Mand.	Disc.	Mand.	Advance Approps. for 2025	Disc.	Mand.	Advance Approps. for 2026
\$2.3	\$-	\$2.3	\$-	\$-	\$-	\$2.3	\$-	\$2.3	\$-	\$-	\$2.3	\$-	\$-

<b>Bipartisan Infrastructure Law (BIL) (dollars in millions)</b>					
2022 - 2023 Actual Obligations		2024+outyears Planned Obligations		Total	
Disc.	Mand.	Disc.	Mand.	Disc.	Mand.
\$-	\$-	\$-	\$-	\$-	\$-

<b>Inflation Reduction Act (IRA) (dollars in millions)</b>		
2022 - 2023 Actual Obligations	2024+outyears Planned Obligations	Total
\$-	\$-	\$-

**Description of major changes from 2024 Enacted in the 2025 President's Budget Request:**

No major changes.

**Description of reported data:**

Shoshone-Bannock Tribes: This is a 5 year Cooperative Agreement between NE and EM for Shoshone-Bannock Tribes at cost share of 59% for NE and 41% for EM for a total of \$11.27M.

**Description of how funds are expended:**

Shoshone-Bannock Tribes: This is a 5 year Cooperative Agreement between NE and EM for Shoshone-Bannock Tribes and also includes \$1.61M for Tribal Office of Emergency Management.

**Department of Energy (DOE) – Environmental Management – Stakeholder Community Outreach**

*Program Category: Natural resources and environment*

<b>Annual Budget and Appropriations (dollars in millions)</b>													
2023 President's Budget Request		2023 Enacted				2024 President's Budget Request		2024 Enacted			2025 President's Budget Request		
Disc.	Mand.	Disc.	Mand.	Disaster Supp.	Advance Approps. for 2024	Disc.	Mand.	Disc.	Mand.	Advance Approps. for 2025	Disc.	Mand.	Advance Approps. for 2026
\$5.3	\$-	\$5.3	\$-	\$-	\$-	\$5.2	\$-	\$5.2	\$-	\$-	\$5.3	\$-	\$-

<b>Bipartisan Infrastructure Law (BIL) (dollars in millions)</b>					
2022 - 2023 Actual Obligations		2024+outyears Planned Obligations		Total	
Disc.	Mand.	Disc.	Mand.	Disc.	Mand.
\$-	\$-	\$-	\$-	\$-	\$-

<b>Inflation Reduction Act (IRA) (dollars in millions)</b>		
2022 - 2023 Actual Obligations	2024+outyears Planned Obligations	Total
\$-	\$-	\$-

**Description of major changes from 2024 Enacted in the 2025 President's Budget Request:**

No major changes.

**Description of reported data:**

Non-competitive 5 year cooperative agreements. No cost share.

**Description of how funds are expended:**

The U.S. Department of Energy (DOE) has provided funding under various agreements since the Basalt Waste Isolation Project in the 1980s as a means to involve tribal governments in the review of DOE environmental restoration and waste management activities and assist DOE in protecting tribal treaty rights. These agreements facilitate involvement in the decision-making process at the DOE site. These activities primarily involve consultation with and review and comment on DOE planning activities to ensure that tribal treaty rights are considered in environmental restoration and waste management activities being conducted at the DOE site.

**Department of Energy (DOE) – Grid Deployment Office – Grid Resilience State and Tribal Formula Grant program (BIL 40101(d))**

*Program Category: Energy*

<b>Annual Budget and Appropriations (dollars in millions)</b>														
2023 President’s Budget Request		2023 Enacted				2024 President’s Budget Request		2024 Enacted			2025 President’s Budget Request			
Disc.	Mand.	Disc.	Mand.	Disaster Supp.	Advance Approps. for 2024	Disc.	Mand.	Disc.	Mand.	Advance Approps. for 2025	Disc.	Mand.	Advance Approps. for 2026	
\$-	\$-	\$-	\$-	\$-	\$-	\$-	\$-	\$-	\$-	\$-	\$-	\$-	\$-	\$-

<b>Bipartisan Infrastructure Law (BIL) (dollars in millions)</b>					
2022 - 2023 Actual Obligations		2024+outyears Planned Obligations		Total	
Disc.	Mand.	Disc.	Mand.	Disc.	Mand.
\$87.7	\$-	\$92.2	\$-	\$179.9	\$-

<b>Inflation Reduction Act (IRA) (dollars in millions)</b>		
2022 - 2023 Actual Obligations	2024+outyears Planned Obligations	Total
\$-	\$-	\$-

**Description of major changes from 2024 Enacted in the 2025 President’s Budget Request:**

Law requires formula to be updated each year based on latest available data.

**Description of reported data:**

The Grid Resilience State and Tribal Formula Grant program is authorized by Sec. 40101(d) of the Bipartisan Infrastructure Law and administered by the Grid Deployment Office. The grants fund projects that reduce the likelihood and consequences of electrical outages due to wildfires, extreme weather, and other natural disasters. Funding can be directed toward a wide range of resilience measures, including hardening of power lines, facilities, or other systems; vegetation and utility pole management; weatherization activities; relocation or undergrounding of power lines; monitoring and control technologies; and deployment of distributed energy resources to enhance adaptive capacity.

**Description of how funds are expended:**

Grid Resilience State and Tribal Formula Grants - Funds will be expended to recognized Indian Tribes, including Alaska Native Regional Corporations and Alaska Native Village Corporations.



**Department of Energy (DOE) – Grid Deployment Office – PNW Regional Energy Needs Planning**

*Program Category: Energy*

<b>Annual Budget and Appropriations (dollars in millions)</b>													
2023 President’s Budget Request		2023 Enacted				2024 President’s Budget Request		2024 Enacted			2025 President’s Budget Request		
Disc.	Mand.	Disc.	Mand.	Disaster Supp.	Advance Approps. for 2024	Disc.	Mand.	Disc.	Mand.	Advance Approps. for 2025	Disc.	Mand.	Advance Approps. for 2026
\$-	\$-	\$3.9	\$-	\$-	\$-	\$-	\$-	\$1.1	\$-	\$-	\$-	\$-	\$-

<b>Bipartisan Infrastructure Law (BIL) (dollars in millions)</b>					
2022 - 2023 Actual Obligations		2024+outyears Planned Obligations		Total	
Disc.	Mand.	Disc.	Mand.	Disc.	Mand.
\$-	\$-	\$-	\$-	\$-	\$-

<b>Inflation Reduction Act (IRA) (dollars in millions)</b>		
2022 - 2023 Actual Obligations	2024+outyears Planned Obligations	Total
\$-	\$-	\$-

**Description of major changes from 2024 Enacted in the 2025 President’s Budget Request:**

No major changes from FY 2024 Enacted. Budget requests are not made at this level of specificity.

**Description of reported data:**

PNW Regional Energy Needs Planning is focused on regional energy planning. The program includes significant Tribal representation as part of the governing committees as well as accounting for dam operations for the four Lower Snake River dams to support Tribal fish population needs. Program supports the DOE commitment of the Columbia Basin Restoration Initiative.

**Description of how funds are expended:**

PNW Regional Energy Needs Planning - Funds will be administered to Pacific Northwest National Lab.

**Department of Energy (DOE) – Grid Deployment Office – Tribal Nation Technical Assistance Program for Offshore Wind Transmission**

*Program Category: Energy*

<b>Annual Budget and Appropriations (dollars in millions)</b>													
2023 President’s Budget Request		2023 Enacted				2024 President’s Budget Request		2024 Enacted			2025 President’s Budget Request		
Disc.	Mand.	Disc.	Mand.	Disaster Supp.	Advance Approps. for 2024	Disc.	Mand.	Disc.	Mand.	Advance Approps. for 2025	Disc.	Mand.	Advance Approps. for 2026
\$-	\$-	\$1.8	\$-	\$-	\$-	\$-	\$-	\$2	\$-	\$-	\$2	\$-	\$-

<b>Bipartisan Infrastructure Law (BIL) (dollars in millions)</b>					
2022 - 2023 Actual Obligations		2024+outyears Planned Obligations		Total	
Disc.	Mand.	Disc.	Mand.	Disc.	Mand.
\$-	\$-	\$-	\$-	\$-	\$-

<b>Inflation Reduction Act (IRA) (dollars in millions)</b>		
2022 - 2023 Actual Obligations	2024+outyears Planned Obligations	Total
\$-	\$-	\$-

**Description of major changes from 2024 Enacted in the 2025 President’s Budget Request:**

No major changes from FY 2024 Enacted.

**Description of reported data:**

Tribal Nation Technical Assistance Program for Offshore Wind Transmission provides capacity building, expert matching, and participation support for Tribal Nation members related to offshore wind transmission projects

**Description of how funds are expended:**

Tribal Nation Technical Assistance Program for Offshore Wind Transmission - Funding will be administered by technical assistance providers to eligible Tribal National members.

**Department of Energy (DOE) – Legacy Management – Defense-Related Uranium Mine (DRUM) Program**

Program Category: Other

Annual Budget and Appropriations (dollars in millions)													
2023 President’s Budget Request		2023 Enacted				2024 President’s Budget Request		2024 Enacted			2025 President’s Budget Request		
Disc.	Mand.	Disc.	Mand.	Disaster Supp.	Advance Approps. for 2024	Disc.	Mand.	Disc.	Mand.	Advance Approps. for 2025	Disc.	Mand.	Advance Approps. for 2026
\$6.6	\$-	\$6.6	\$-	\$-	\$-	\$6.8	\$-	\$2.5	\$-	\$-	\$2.8	\$-	\$-

Bipartisan Infrastructure Law (BIL) (dollars in millions)					
2022 - 2023 Actual Obligations		2024+outyears Planned Obligations		Total	
Disc.	Mand.	Disc.	Mand.	Disc.	Mand.
\$-	\$-	\$-	\$-	\$-	\$-

Inflation Reduction Act (IRA) (dollars in millions)		
2022 - 2023 Actual Obligations	2024+outyears Planned Obligations	Total
\$-	\$-	\$-

**Description of major changes from 2024 Enacted in the 2025 President’s Budget Request:**

LM will continue inventorying, risk screening, and safeguarding of DRUM sites on Navajo Nation and other Tribal lands. This work will ensure the protectiveness of the mines and mills on Tribal Lands where uranium ore was mined and processed by the government. Base funding for DRUM and Long-Term Surveillance & Maintenance (LTS&M) activities are subject to regulatory, remediation, and community agreement limitations. As a result, funding that supports DRUM and LTS&M activities is not available for redistribution. Defense-Related Uranium Mine (DRUM) Program -- Continue providing establishment of a dedicated DRUM team to provide verification and validation of defense-related uranium mines located on or near Navajo Nation and Tribal lands.

**Description of reported data:**

Defense-Related Uranium Mine (DRUM) Program –LM’s DRUM Program is a partnership between federal land management agencies, state abandoned mine lands (AML) programs, and tribal governments. The partnership includes inventorying, risk screening, and safeguarding a specific set of abandoned uranium mines. The mines in question provided uranium ore to the U.S. Atomic Energy Commission (AEC) for defense-related activities. The DRUM activities accounted for in this data call include continuing to dictate a DRUM Team for inventorying, risk screening, and safeguarding DRUM sites on Navajo Nation and other Tribal lands. This work will ensure the protectiveness of the mines and mills on Tribal Lands where uranium ore was mined and processed by the government.

**Description of how funds are expended:**

Defense-Related Uranium Mine (DRUM) Program – Funds are expended through contractor (support services for executing DRUM activities). Additionally, funds are expended through cooperative agreements and discretionary grants to Navajo Nations and Tribal Governments.

**Department of Energy (DOE) – Legacy Management** – Education, Communication, History, and Outreach (ECHO) Program

*Program Category: Education and training*

<b>Annual Budget and Appropriations (dollars in millions)</b>													
2023 President’s Budget Request		2023 Enacted				2024 President’s Budget Request		2024 Enacted			2025 President’s Budget Request		
Disc.	Mand.	Disc.	Mand.	Disaster Supp.	Advance Approps. for 2024	Disc.	Mand.	Disc.	Mand.	Advance Approps. for 2025	Disc.	Mand.	Advance Approps. for 2026
\$0.6	\$-	\$0.6	\$-	\$-	\$-	\$0.6	\$-	\$0.9	\$-	\$-	\$1.5	\$-	\$-

<b>Bipartisan Infrastructure Law (BIL) (dollars in millions)</b>					
2022 - 2023 Actual Obligations		2024+outyears Planned Obligations		Total	
Disc.	Mand.	Disc.	Mand.	Disc.	Mand.
\$-	\$-	\$-	\$-	\$-	\$-

<b>Inflation Reduction Act (IRA) (dollars in millions)</b>		
2022 - 2023 Actual Obligations	2024+outyears Planned Obligations	Total
\$-	\$-	\$-

**Description of major changes from 2024 Enacted in the 2025 President’s Budget Request:**

Continue providing LM site specific environmental safety educational outreach to Navajo Nation and Tribal lands communities located on or near LM sites.

**Description of reported data:**

Education, Communications, History, & Outreach (ECHO) – LM’s long-term stewardship includes providing ECHO activities such as stakeholder engagement, education, and outreach to communities where sites are located. The ECHO activities accounted in this data call includes environmental safety outreach to Navajo Nation and Tribal lands communities located on or near LM sites.

**Description of how funds are expended:**

Education, Communications, History, & Outreach (ECHO) -- Funds are expended through contractor (support services for executing ECHO activities).

**Department of Energy (DOE) – Legacy Management – Environmental Justice (EJ) Program**

*Program Category: Justice*

<b>Annual Budget and Appropriations (dollars in millions)</b>													
2023 President’s Budget Request		2023 Enacted				2024 President’s Budget Request		2024 Enacted			2025 President’s Budget Request		
Disc.	Mand.	Disc.	Mand.	Disaster Supp.	Advance Approps. for 2024	Disc.	Mand.	Disc.	Mand.	Advance Approps. for 2025	Disc.	Mand.	Advance Approps. for 2026
\$3.3	\$-	\$3.3	\$-	\$-	\$-	\$4.8	\$-	\$7.2	\$-	\$-	\$7.1	\$-	\$-

<b>Bipartisan Infrastructure Law (BIL) (dollars in millions)</b>					
2022 - 2023 Actual Obligations		2024+outyears Planned Obligations		Total	
Disc.	Mand.	Disc.	Mand.	Disc.	Mand.
\$-	\$-	\$-	\$-	\$-	\$-

<b>Inflation Reduction Act (IRA) (dollars in millions)</b>		
2022 - 2023 Actual Obligations	2024+outyears Planned Obligations	Total
\$-	\$-	\$-

**Description of major changes from 2024 Enacted in the 2025 President’s Budget Request:**

No major change. Continue executing U.S. Department of Energy (DOE) EJ mission in accordance with Executive Order (E.O.) 12898, “Federal Actions to Address Environmental Justice in Minority Populations and Low-Income Populations”. - Strengthen EJ program, enabling the program to reach a larger number of Native American or Alaskan Native communities.

**Description of reported data:**

Environmental Justice (EJ) Program – LM’s EJ activities includes administering U.S. Department of Energy (DOE) EJ mission in accordance with Executive Order (E.O.) 12898. This includes all activities to ensure the fair treatment and meaningful involvement of all people—regardless of race, ethnicity, income, or education level—in environmental decision-making.

**Description of how funds are expended:**

Environmental Justice (EJ) Program – Funds are expended through cooperative agreements, discretionary grants and contracts to support Tribal Colleges and Universities, Navajo Nations and Tribal Governments.

**Department of Energy (DOE) – Legacy Management – Long Term Surveillance and Maintenance (LTS&M) Program**

Program Category: Energy

Annual Budget and Appropriations (dollars in millions)													
2023 President’s Budget Request		2023 Enacted				2024 President’s Budget Request		2024 Enacted			2025 President’s Budget Request		
Disc.	Mand.	Disc.	Mand.	Disaster Supp.	Advance Approps. for 2024	Disc.	Mand.	Disc.	Mand.	Advance Approps. for 2025	Disc.	Mand.	Advance Approps. for 2026
\$8.5	\$-	\$8.5	\$-	\$-	\$-	\$8.9	\$-	\$8.8	\$-	\$-	\$7.3	\$-	\$-

Bipartisan Infrastructure Law (BIL) (dollars in millions)					
2022 - 2023 Actual Obligations		2024+outyears Planned Obligations		Total	
Disc.	Mand.	Disc.	Mand.	Disc.	Mand.
\$-	\$-	\$-	\$-	\$-	\$-

Inflation Reduction Act (IRA) (dollars in millions)		
2022 - 2023 Actual Obligations	2024+outyears Planned Obligations	Total
\$-	\$-	\$-

**Description of major changes from 2024 Enacted in the 2025 President’s Budget Request:**

Base funding for DRUM and Long-Term Surveillance & Maintenance (LTS&M) activities are subject to regulatory, remediation, and community agreement limitations. As a result, funding that supports DRUM and LTS&M activities are not available for redistribution. Long-Term Surveillance & Maintenance (LTS&M) Program -- Continue providing long-term surveillance and maintenance at closed sites on or adjacent to Native American or Alaskan Native communities.

**Description of reported data:**

Long-Term Surveillance & Maintenance (LTS&M) Program -LM protects human health and the environment and provides long-term stewardship at more than 100 World War II and Cold War era sites where the federal government operated, researched, produced, and tested nuclear weapons and conducted scientific and engineering research. LM sites are in 29 States and Puerto Rico. Additionally, some of the closed sites are located on or near Native American or Alaskan Native communities. LM’s long-term stewardship includes providing LTS&M activities such as records archiving, routine inspections, maintenance, or the operation of active remedial action systems. The LTS&M activities accounted in this data call includes those executed sites located on or near Native American or Alaskan Native communities.

**Description of how funds are expended:**

Long-Term Surveillance & Maintenance (LTS&M) Program – Funds are expended through contractor (support services for executing LTS&M activities). Additionally, funds are expended through cooperative agreements and discretionary grants to Navajo Nations and Tribal Governments.

**Department of Energy (DOE) – National Nuclear Security Administration (NNSA) – Tribal Education Partnership Program (TEPP)**

*Program Category: Education and training*

<b>Annual Budget and Appropriations (dollars in millions)</b>													
2023 President’s Budget Request		2023 Enacted				2024 President’s Budget Request		2024 Enacted			2025 President’s Budget Request		
Disc.	Mand.	Disc.	Mand.	Disaster Supp.	Advance Approps. for 2024	Disc.	Mand.	Disc.	Mand.	Advance Approps. for 2025	Disc.	Mand.	Advance Approps. for 2026
\$5	\$-	\$10	\$-	\$-	\$-	\$10	\$-	\$10	\$-	\$-	\$10	\$-	\$-

<b>Bipartisan Infrastructure Law (BIL) (dollars in millions)</b>					
2022 - 2023 Actual Obligations		2024+outyears Planned Obligations		Total	
Disc.	Mand.	Disc.	Mand.	Disc.	Mand.
\$-	\$-	\$-	\$-	\$-	\$-

<b>Inflation Reduction Act (IRA) (dollars in millions)</b>		
2022 - 2023 Actual Obligations	2024+outyears Planned Obligations	Total
\$-	\$-	\$-

**Description of major changes from 2024 Enacted in the 2025 President’s Budget Request:**

No major changes from FY 2024.

**Description of reported data:**

The entire subprogram is dedicated to supporting Tribal Colleges and Universities.

**Description of how funds are expended:**

The Minority Serving Institution Partnership Program’s (MSIPP) mission is to create and foster a sustainable STEM-pathway that prepares a diverse workforce of world class talent through strategic partnerships between Minority Serving Institutions and the Nuclear Security Enterprise (NSE). MSIPP supports Historically Black Colleges and Universities (HBCUs), Hispanic Serving Institutions (HSIs), and Tribal Colleges and Universities (TCUs). MSIPP aligns investments in university capacity and workforce development with the NNSA mission to develop the needed skills and talent for the NSE’s enduring technical workforce and to enhance research and education capacity at under-represented colleges and universities. TCUs are supported directly through the Tribal Education Partnership Program (TEPP), a sub-program within MSIPP with the same mission and objectives.



**Department of Energy (DOE) – Office of Clean Energy Demonstrations – Carbon Capture Demonstrations**

*Program Category: Energy*

<b>Annual Budget and Appropriations (dollars in millions)</b>														
2023 President's Budget Request		2023 Enacted				2024 President's Budget Request		2024 Enacted			2025 President's Budget Request			
Disc.	Mand.	Disc.	Mand.	Disaster Supp.	Advance Approps. for 2024	Disc.	Mand.	Disc.	Mand.	Advance Approps. for 2025	Disc.	Mand.	Advance Approps. for 2026	
\$-	\$-	\$-	\$-	\$-	\$-	\$-	\$-	\$-	\$-	\$-	\$-	\$-	\$-	\$-

<b>Bipartisan Infrastructure Law (BIL) (dollars in millions)</b>					
2022 - 2023 Actual Obligations		2024+outyears Planned Obligations		Total	
Disc.	Mand.	Disc.	Mand.	Disc.	Mand.
\$-	\$-	\$7.1	\$-	\$7.1	\$-

<b>Inflation Reduction Act (IRA) (dollars in millions)</b>		
2022 - 2023 Actual Obligations	2024+outyears Planned Obligations	Total
\$-	\$-	\$-

**Description of major changes from 2024 Enacted in the 2025 President's Budget Request:**

No major changes.

**Description of reported data:**

Navajo Transitional Energy Company CCUS FEED Study

**Description of how funds are expended:**

Funds will be expended via a cooperative agreement.

**Department of Energy (DOE) – Office of Electricity – Energy Storage**

*Program Category: Energy*

<b>Annual Budget and Appropriations (dollars in millions)</b>													
2023 President's Budget Request		2023 Enacted				2024 President's Budget Request		2024 Enacted			2025 President's Budget Request		
Disc.	Mand.	Disc.	Mand.	Disaster Supp.	Advance Approps. for 2024	Disc.	Mand.	Disc.	Mand.	Advance Approps. for 2025	Disc.	Mand.	Advance Approps. for 2026
\$-	\$-	\$1.6	\$-	\$-	\$-	\$-	\$-	\$-	\$-	\$-	\$-	\$-	\$-

<b>Bipartisan Infrastructure Law (BIL) (dollars in millions)</b>					
2022 - 2023 Actual Obligations		2024+outyears Planned Obligations		Total	
Disc.	Mand.	Disc.	Mand.	Disc.	Mand.
\$-	\$-	\$-	\$-	\$-	\$-

<b>Inflation Reduction Act (IRA) (dollars in millions)</b>		
2022 - 2023 Actual Obligations	2024+outyears Planned Obligations	Total
\$-	\$-	\$-

**Description of major changes from 2024 Enacted in the 2025 President's Budget Request:**

No major changes.

**Description of reported data:**

Energy Storage/Native American Projects: FY 2023 funding supports several projects that benefit or are related to Native Americans. Energy Storage does not have a specific program focused on Native American Funding.

**Description of how funds are expended:**

Competitive financial assistance awards; contracts with DOE national laboratories providing technical assistance to Tribal governments and organizations

**Department of Energy (DOE) – Office of Electricity – Resilient Distribution Systems/Underserved and Indigenous Community Microgrids (UICM)**

*Program Category: Energy*

<b>Annual Budget and Appropriations (dollars in millions)</b>													
2023 President’s Budget Request		2023 Enacted				2024 President’s Budget Request		2024 Enacted			2025 President’s Budget Request		
Disc.	Mand.	Disc.	Mand.	Disaster Supp.	Advance Approps. for 2024	Disc.	Mand.	Disc.	Mand.	Advance Approps. for 2025	Disc.	Mand.	Advance Approps. for 2026
\$-	\$-	\$10	\$-	\$-	\$-	\$-	\$-	\$10	\$-	\$-	\$-	\$-	\$-

<b>Bipartisan Infrastructure Law (BIL) (dollars in millions)</b>					
2022 - 2023 Actual Obligations		2024+outyears Planned Obligations		Total	
Disc.	Mand.	Disc.	Mand.	Disc.	Mand.
\$-	\$-	\$-	\$-	\$-	\$-

<b>Inflation Reduction Act (IRA) (dollars in millions)</b>		
2022 - 2023 Actual Obligations	2024+outyears Planned Obligations	Total
\$-	\$-	\$-

**Description of major changes from 2024 Enacted in the 2025 President’s Budget Request:**

Enacted funds reflect Congressional direction. No funding was requested in any year for this activity.

**Description of reported data:**

The UICM activity aims to develop technical know-how and human capacity to promote microgrid energy solutions to lessen energy burden and enhance energy security, and help transition to carbon-free electricity to mitigate future climate impacts. The activity responds to meeting the critical needs of American Indians and Alaska Natives. FY 2023 funding supports coordinated research, development, deployment, and training related to advanced microgrid-enabling technologies, with a focus on underserved and Indigenous communities in remote and islanded areas. These projects will address common microgrid challenges facing American Indian and Alaska Native communities. FY 2024 funding supports a new DOE-OE program, called the Community Microgrid Assistance Partnership (C-MAP), to support microgrid development in underserved and Indigenous communities.

**Description of how funds are expended:**

FY 2023 funding supports competitive awards to community-based organizations, State/local government entities, FFRDCs, local utilities, universities, etc. to provide replicable microgrid solutions for underserved and Indigenous communities in remote, rural, and island regions. Funding also supports national lab-based projects to develop tools targeted for applications in underserved and Indigenous communities for microgrid planning and analysis and for resilience methods and strategies. FY 2024 funding launches C-MAP through competitive solicitations and

technical assistance. The communities of focus include those in Alaska, Hawai'i, and Tribal lands, primarily across the Midwest and Southwest. Release of solicitation topics is planned for October 2024 with contract awards anticipated in spring 2025.

**Department of Energy (DOE) – Office of Indian Energy Policy and Programs – Indian Energy Policy and Programs**

*Program Category: Energy*

<b>Annual Budget and Appropriations (dollars in millions)</b>													
2023 President’s Budget Request		2023 Enacted				2024 President’s Budget Request		2024 Enacted			2025 President’s Budget Request		
Disc.	Mand.	Disc.	Mand.	Disaster Supp.	Advance Approps. for 2024	Disc.	Mand.	Disc.	Mand.	Advance Approps. for 2025	Disc.	Mand.	Advance Approps. for 2026
\$150	\$-	\$75	\$-	\$-	\$-	\$110	\$-	\$70	\$-	\$-	\$95	\$-	\$-

<b>Bipartisan Infrastructure Law (BIL) (dollars in millions)</b>					
2022 - 2023 Actual Obligations		2024+outyears Planned Obligations		Total	
Disc.	Mand.	Disc.	Mand.	Disc.	Mand.
\$-	\$-	\$-	\$-	\$-	\$-

<b>Inflation Reduction Act (IRA) (dollars in millions)</b>		
2022 - 2023 Actual Obligations	2024+outyears Planned Obligations	Total
\$-	\$-	\$-

**Description of major changes from 2024 Enacted in the 2025 President’s Budget Request:**

In FY 2025, the Office of Indian Energy will continue its financial assistance and technical assistance to support Tribal Nations' transition to clean energy, providing energy access to unelectrified homes, addressing energy poverty, and serving more Tribes across the Nation. Additional initiatives focus on transitioning Tribal Colleges and Universities to clean energy, along with initiatives for climate justice and seven generation energy planning.

**Description of reported data:**

The Office of Indian Energy is exclusively funded to operate programs for consenting Indian tribes. None of the funds are used for purposes that do not benefit Native American Tribes.

**Description of how funds are expended:**

Funds will be provided through technical assistance and grants (competitive and formula grants) to support the transition of Tribal Nations to clean energy, increasing energy access, and addressing energy poverty. Additionally, financial and technical support will be provided to Tribal Colleges and Universities to continue their transition to clean energy.

**Department of Energy (DOE) – State and Community Energy Programs – Energy Efficiency (EE) Conservation Block Grant**

*Program Category: Energy*

<b>Annual Budget and Appropriations (dollars in millions)</b>														
2023 President’s Budget Request		2023 Enacted				2024 President’s Budget Request		2024 Enacted			2025 President’s Budget Request			
Disc.	Mand.	Disc.	Mand.	Disaster Supp.	Advance Approps. for 2024	Disc.	Mand.	Disc.	Mand.	Advance Approps. for 2025	Disc.	Mand.	Advance Approps. for 2026	
\$-	\$-	\$-	\$-	\$-	\$-	\$-	\$-	\$-	\$-	\$-	\$-	\$-	\$-	\$-

<b>Bipartisan Infrastructure Law (BIL) (dollars in millions)</b>					
2022 - 2023 Actual Obligations		2024+outyears Planned Obligations		Total	
Disc.	Mand.	Disc.	Mand.	Disc.	Mand.
\$-	\$-	\$8.8	\$-	\$8.8	\$-

<b>Inflation Reduction Act (IRA) (dollars in millions)</b>		
2022 - 2023 Actual Obligations	2024+outyears Planned Obligations	Total
\$-	\$-	\$-

**Description of major changes from 2024 Enacted in the 2025 President’s Budget Request:**

No major changes.

**Description of reported data:**

EECBG project examples: programs for financing energy efficiency, renewable energy, and zero-emission transportation (and associated infrastructure), capital investments, projects, and programs, which may include loan programs and performance contracting programs, for leveraging of additional public and private sector funds, and programs that allow rebates, grants, or other incentives for the purchase and installation of energy efficiency, renewable energy, and zero-emission transportation (and associated infrastructure)

**Description of how funds are expended:**

DOE formula grant funding allocations to Indian tribes for the Energy Efficiency and Conservation Block Grant (EECBG) program.

**Department of Energy (DOE) – State and Community Energy Programs – High Efficiency Electric Homes Rebate Program-Tribes IRA**

*Program Category: Energy*

<b>Annual Budget and Appropriations (dollars in millions)</b>													
2023 President's Budget Request		2023 Enacted				2024 President's Budget Request		2024 Enacted			2025 President's Budget Request		
Disc.	Mand.	Disc.	Mand.	Disaster Supp.	Advance Approps. for 2024	Disc.	Mand.	Disc.	Mand.	Advance Approps. for 2025	Disc.	Mand.	Advance Approps. for 2026
\$-	\$-	\$-	\$-	\$-	\$-	\$-	\$-	\$-	\$-	\$-	\$-	\$-	\$-

<b>Bipartisan Infrastructure Law (BIL) (dollars in millions)</b>					
2022 - 2023 Actual Obligations		2024+outyears Planned Obligations		Total	
Disc.	Mand.	Disc.	Mand.	Disc.	Mand.
\$-	\$-	\$-	\$-	\$-	\$-

<b>Inflation Reduction Act (IRA) (dollars in millions)</b>		
2022 - 2023 Actual Obligations	2024+outyears Planned Obligations	Total
\$-	\$225	\$225

**Description of major changes from 2024 Enacted in the 2025 President's Budget Request:**

No major changes.

**Description of reported data:**

High-Efficiency Electric Home Rebate Program, Indian Tribes Grants: Grants made to Indian Tribes to establish a high-efficiency electric home rebate program under which rebates shall be provided to eligible entities for qualified electrification projects.

**Description of how funds are expended:**

Grants made to Indian Tribes to establish a high-efficiency electric home rebate program under which rebates shall be provided to eligible entities for qualified electrification projects.

**Department of Energy (DOE) – State and Community Energy Programs – Weatherization Assistance Program (WAP) Annual - Enhancement and Innovation (E&I) initiative to support the Red Cloud Renewable project**  
*Program Category: Energy*

<b>Annual Budget and Appropriations (dollars in millions)</b>													
2023 President’s Budget Request		2023 Enacted				2024 President’s Budget Request		2024 Enacted			2025 President’s Budget Request		
Disc.	Mand.	Disc.	Mand.	Disaster Supp.	Advance Approps. for 2024	Disc.	Mand.	Disc.	Mand.	Advance Approps. for 2025	Disc.	Mand.	Advance Approps. for 2026
\$1.5	\$-	\$1.5	\$-	\$-	\$-	\$-	\$-	\$-	\$-	\$-	\$-	\$-	\$-

<b>Bipartisan Infrastructure Law (BIL) (dollars in millions)</b>					
2022 - 2023 Actual Obligations		2024+outyears Planned Obligations		Total	
Disc.	Mand.	Disc.	Mand.	Disc.	Mand.
\$-	\$-	\$-	\$-	\$-	\$-

<b>Inflation Reduction Act (IRA) (dollars in millions)</b>		
2022 - 2023 Actual Obligations	2024+outyears Planned Obligations	Total
\$-	\$-	\$-

**Description of major changes from 2024 Enacted in the 2025 President’s Budget Request:**

No major changes.

**Description of reported data:**

The Weatherization Assistance Program provides formula funding to States and other governmental entities, including Native American Tribes, for the weatherization of low-income housing. Planned funds will be distributed via formula allocation.

**Description of how funds are expended:**

Part of the WAP Enhancement and Innovation (E&I) initiative to support the Red Cloud Renewable project.



**Department of Energy (DOE) – State and Community Energy Programs – Weatherization Assistance Program (WAP) Annual - Northern Arapaho Tribe**  
*Program Category: Energy*

<b>Annual Budget and Appropriations (dollars in millions)</b>													
2023 President’s Budget Request		2023 Enacted				2024 President’s Budget Request		2024 Enacted			2025 President’s Budget Request		
Disc.	Mand.	Disc.	Mand.	Disaster Supp.	Advance Approps. for 2024	Disc.	Mand.	Disc.	Mand.	Advance Approps. for 2025	Disc.	Mand.	Advance Approps. for 2026
\$0.1	\$-	\$0.1	\$-	\$-	\$-	\$0.1	\$-	\$0.1	\$-	\$-	\$0.1	\$-	\$-

<b>Bipartisan Infrastructure Law (BIL) (dollars in millions)</b>					
2022 - 2023 Actual Obligations		2024+outyears Planned Obligations		Total	
Disc.	Mand.	Disc.	Mand.	Disc.	Mand.
\$-	\$-	\$-	\$-	\$-	\$-

<b>Inflation Reduction Act (IRA) (dollars in millions)</b>		
2022 - 2023 Actual Obligations	2024+outyears Planned Obligations	Total
\$-	\$-	\$-

**Description of major changes from 2024 Enacted in the 2025 President’s Budget Request:**

No major changes.

**Description of reported data:**

The Weatherization Assistance Program provides formula funding to States and other governmental entities, including Native American Tribes, for the weatherization of low-income housing. Planned funds will be distributed via formula allocation.

**Description of how funds are expended:**

Formula grants directly to the Northern Arapaho Tribe for the Weatherization Assistance Program.

**Department of Energy (DOE) – State and Community Energy Programs – Weatherization Assistance Program (WAP) IIJA**

*Program Category: Energy*

<b>Annual Budget and Appropriations (dollars in millions)</b>													
2023 President's Budget Request		2023 Enacted				2024 President's Budget Request		2024 Enacted			2025 President's Budget Request		
Disc.	Mand.	Disc.	Mand.	Disaster Supp.	Advance Approps. for 2024	Disc.	Mand.	Disc.	Mand.	Advance Approps. for 2025	Disc.	Mand.	Advance Approps. for 2026
\$-	\$-	\$-	\$-	\$-	\$-	\$-	\$-	\$-	\$-	\$-	\$-	\$-	\$-

<b>Bipartisan Infrastructure Law (BIL) (dollars in millions)</b>					
2022 - 2023 Actual Obligations		2024+outyears Planned Obligations		Total	
Disc.	Mand.	Disc.	Mand.	Disc.	Mand.
\$-	\$-	\$0.7	\$-	\$0.7	\$-

<b>Inflation Reduction Act (IRA) (dollars in millions)</b>		
2022 - 2023 Actual Obligations	2024+outyears Planned Obligations	Total
\$-	\$-	\$-

**Description of major changes from 2024 Enacted in the 2025 President's Budget Request:**

No major changes.

**Description of reported data:**

The Weatherization Assistance Program provides formula funding to States and other governmental entities, including native American Tribes, for the weatherization of low-income housing. Planned funds will be distributed via formula allocation.

**Description of how funds are expended:**

Formula grants directly to the Northern Arapaho Tribe for the Weatherization Assistance Program.

**Department of Health and Human Services (HHS) – Administration for Children and Families (ACF) – Administration of Native Americans - Native American Programs**

*Program Category: Other*

<b>Annual Budget and Appropriations (dollars in millions)</b>													
2023 President's Budget Request		2023 Enacted				2024 President's Budget Request		2024 Enacted			2025 President's Budget Request		
Disc.	Mand.	Disc.	Mand.	Disaster Supp.	Advance Approps. for 2024	Disc.	Mand.	Disc.	Mand.	Advance Approps. for 2025	Disc.	Mand.	Advance Approps. for 2026
\$62.5	\$-	\$60.5	\$-	\$-	\$-	\$87.5	\$-	\$60.5	\$-	\$-	\$65.5	\$-	\$-

<b>Bipartisan Infrastructure Law (BIL) (dollars in millions)</b>					
2022 - 2023 Actual Obligations		2024+outyears Planned Obligations		Total	
Disc.	Mand.	Disc.	Mand.	Disc.	Mand.
\$-	\$-	\$-	\$-	\$-	\$-

<b>Inflation Reduction Act (IRA) (dollars in millions)</b>		
2022 - 2023 Actual Obligations	2024+outyears Planned Obligations	Total
\$-	\$-	\$-

**Description of major changes from 2024 Enacted in the 2025 President's Budget Request:**

No major changes.

**Description of reported data:**

Total appropriation.

**Description of how funds are expended:**

Projects that promote business development, capacity-building, entrepreneurial activities, financial education, cultural and language preservation, as well as the implementation of environmental laws, regulations, and ordinances.

**Department of Health and Human Services (HHS) – Administration for Children and Families (ACF) – Child Care Programs - Child Care and Development Fund (CCDF)**  
*Program Category: Income Support*

<b>Annual Budget and Appropriations (dollars in millions)</b>													
2023 President’s Budget Request		2023 Enacted				2024 President’s Budget Request		2024 Enacted			2025 President’s Budget Request		
Disc.	Mand.	Disc.	Mand.	Disaster Supp.	Advance Approps. for 2024	Disc.	Mand.	Disc.	Mand.	Advance Approps. for 2025	Disc.	Mand.	Advance Approps. for 2026
\$404	\$100	\$456	\$100	\$-	\$-	\$512	\$100	\$500	\$100	\$-	\$485	\$100	\$-

<b>Bipartisan Infrastructure Law (BIL) (dollars in millions)</b>					
2022 - 2023 Actual Obligations		2024+outyears Planned Obligations		Total	
Disc.	Mand.	Disc.	Mand.	Disc.	Mand.
\$-	\$-	\$-	\$-	\$-	\$-

<b>Inflation Reduction Act (IRA) (dollars in millions)</b>		
2022 - 2023 Actual Obligations	2024+outyears Planned Obligations	Total
\$-	\$-	\$-

**Description of major changes from 2024 Enacted in the 2025 President’s Budget Request:**

No major changes.

**Description of reported data:**

Percentage of total.

**Description of how funds are expended:**

The Child Care and Development Fund (CCDF) —a block grant to state, territory, and tribal governments that provides support for children and their families with paying for child care that will fit their needs and that will prepare children to succeed in school.

**Department of Health and Human Services (HHS) – Administration for Children and Families (ACF) – Child Welfare Services**

Program Category: Other

<b>Annual Budget and Appropriations (dollars in millions)</b>													
2023 President’s Budget Request		2023 Enacted				2024 President’s Budget Request		2024 Enacted			2025 President’s Budget Request		
Disc.	Mand.	Disc.	Mand.	Disaster Supp.	Advance Approps. for 2024	Disc.	Mand.	Disc.	Mand.	Advance Approps. for 2025	Disc.	Mand.	Advance Approps. for 2026
\$7.3	\$-	\$7.6	\$-	\$-	\$-	\$7.6	\$-	\$7.6	\$-	\$-	\$7.6	\$-	\$-

<b>Bipartisan Infrastructure Law (BIL) (dollars in millions)</b>					
2022 - 2023 Actual Obligations		2024+outyears Planned Obligations		Total	
Disc.	Mand.	Disc.	Mand.	Disc.	Mand.
\$-	\$-	\$-	\$-	\$-	\$-

<b>Inflation Reduction Act (IRA) (dollars in millions)</b>		
2022 - 2023 Actual Obligations	2024+outyears Planned Obligations	Total
\$-	\$-	\$-

**Description of major changes from 2024 Enacted in the 2025 President’s Budget Request:**

No major changes.

**Description of reported data:**

Percentage of total.

**Description of how funds are expended:**

Child Welfare Services program provides formula grants to help state and tribal public child welfare agencies to develop and expand their child and family services programs.

**Department of Health and Human Services (HHS) – Administration for Children and Families (ACF) – Community Services Block Grant**

*Program Category: Income Support*

<b>Annual Budget and Appropriations (dollars in millions)</b>													
2023 President's Budget Request		2023 Enacted				2024 President's Budget Request		2024 Enacted			2025 President's Budget Request		
Disc.	Mand.	Disc.	Mand.	Disaster Supp.	Advance Approps. for 2024	Disc.	Mand.	Disc.	Mand.	Advance Approps. for 2025	Disc.	Mand.	Advance Approps. for 2026
\$6.7	\$-	\$6.8	\$-	\$-	\$-	\$6.9	\$-	\$6.9	\$-	\$-	\$6.9	\$-	\$-

<b>Bipartisan Infrastructure Law (BIL) (dollars in millions)</b>					
2022 - 2023 Actual Obligations		2024+outyears Planned Obligations		Total	
Disc.	Mand.	Disc.	Mand.	Disc.	Mand.
\$-	\$-	\$-	\$-	\$-	\$-

<b>Inflation Reduction Act (IRA) (dollars in millions)</b>		
2022 - 2023 Actual Obligations	2024+outyears Planned Obligations	Total
\$-	\$-	\$-

**Description of major changes from 2024 Enacted in the 2025 President's Budget Request:**

No major changes.

**Description of reported data:**

Percentage of total.

**Description of how funds are expended:**

CSBG provides grant allocations, using a statutory formula calculation, to states, territories, and Tribes, for poverty reduction, including services to address employment, education, housing assistance, nutrition, energy, emergency services, health, and substance abuse.

**Department of Health and Human Services (HHS) – Administration for Children and Families (ACF) – Community-Based Child Abuse Prevention**  
*Program Category: Other*

<b>Annual Budget and Appropriations (dollars in millions)</b>													
2023 President's Budget Request		2023 Enacted				2024 President's Budget Request		2024 Enacted			2025 President's Budget Request		
Disc.	Mand.	Disc.	Mand.	Disaster Supp.	Advance Approps. for 2024	Disc.	Mand.	Disc.	Mand.	Advance Approps. for 2025	Disc.	Mand.	Advance Approps. for 2026
\$0.9	\$-	\$0.7	\$-	\$-	\$-	\$0.9	\$-	\$0.7	\$-	\$-	\$5	\$-	\$-

<b>Bipartisan Infrastructure Law (BIL) (dollars in millions)</b>					
2022 - 2023 Actual Obligations		2024+outyears Planned Obligations		Total	
Disc.	Mand.	Disc.	Mand.	Disc.	Mand.
\$-	\$-	\$-	\$-	\$-	\$-

<b>Inflation Reduction Act (IRA) (dollars in millions)</b>		
2022 - 2023 Actual Obligations	2024+outyears Planned Obligations	Total
\$-	\$-	\$-

**Description of major changes from 2024 Enacted in the 2025 President's Budget Request:**

The FY 2025 budget includes a discretionary legislative proposal to replace the one percent reservation with a \$5 million set-aside for CBCAP grants to Tribes, Tribal organizations, and Migrant programs.

**Description of reported data:**

Percentage of total.

**Description of how funds are expended:**

Awarded as discretionary grants.

**Department of Health and Human Services (HHS) – Administration for Children and Families (ACF) – Family Violence Prevention and Services**

*Program Category: Health*

<b>Annual Budget and Appropriations (dollars in millions)</b>													
2023 President's Budget Request		2023 Enacted				2024 President's Budget Request		2024 Enacted			2025 President's Budget Request		
Disc.	Mand.	Disc.	Mand.	Disaster Supp.	Advance Approps. for 2024	Disc.	Mand.	Disc.	Mand.	Advance Approps. for 2025	Disc.	Mand.	Advance Approps. for 2026
\$26	\$-	\$27	\$-	\$-	\$-	\$27	\$-	\$27	\$-	\$-	\$27	\$-	\$-

<b>Bipartisan Infrastructure Law (BIL) (dollars in millions)</b>					
2022 - 2023 Actual Obligations		2024+outyears Planned Obligations		Total	
Disc.	Mand.	Disc.	Mand.	Disc.	Mand.
\$-	\$-	\$-	\$-	\$-	\$-

<b>Inflation Reduction Act (IRA) (dollars in millions)</b>		
2022 - 2023 Actual Obligations	2024+outyears Planned Obligations	Total
\$-	\$-	\$-

**Description of major changes from 2024 Enacted in the 2025 President's Budget Request:**

No major changes.

**Description of reported data:**

Percentage of total funding level plus any Tribal-specific allocations.

**Description of how funds are expended:**

Statute requires that not less than 10 percent of the FVPSA appropriation be awarded to Indian Tribes (including Alaska Natives) and Tribal organizations. FY 2022 and 2023 appropriations also directed an additional \$7 million for Tribes, which the FY 2024 Budget request proposes to continue.



**Department of Health and Human Services (HHS) – Administration for Children and Families (ACF) – Head Start**

*Program Category: Education and training*

<b>Annual Budget and Appropriations (dollars in millions)</b>													
2023 President's Budget Request		2023 Enacted				2024 President's Budget Request		2024 Enacted			2025 President's Budget Request		
Disc.	Mand.	Disc.	Mand.	Disaster Supp.	Advance Approps. for 2024	Disc.	Mand.	Disc.	Mand.	Advance Approps. for 2025	Disc.	Mand.	Advance Approps. for 2026
\$324	\$-	\$348	\$-	\$-	\$-	\$344	\$-	\$352	\$-	\$-	\$368	\$-	\$-

<b>Bipartisan Infrastructure Law (BIL) (dollars in millions)</b>					
2022 - 2023 Actual Obligations		2024+outyears Planned Obligations		Total	
Disc.	Mand.	Disc.	Mand.	Disc.	Mand.
\$-	\$-	\$-	\$-	\$-	\$-

<b>Inflation Reduction Act (IRA) (dollars in millions)</b>		
2022 - 2023 Actual Obligations	2024+outyears Planned Obligations	Total
\$-	\$-	\$-

**Description of major changes from 2024 Enacted in the 2025 President's Budget Request:**

No major changes.

**Description of reported data:**

Percentage of total.

**Description of how funds are expended:**

Federally recognized Tribes, or consortia of Tribes, are eligible to receive Head Start funding directly. The Head Start Act reserves funds specifically for Tribes.

**Department of Health and Human Services (HHS) – Administration for Children and Families (ACF) – Low Income Home Energy Assistance Program**  
*Program Category: Income Support*

<b>Annual Budget and Appropriations (dollars in millions)</b>													
2023 President’s Budget Request		2023 Enacted				2024 President’s Budget Request		2024 Enacted			2025 President’s Budget Request		
Disc.	Mand.	Disc.	Mand.	Disaster Supp.	Advance Approps. for 2024	Disc.	Mand.	Disc.	Mand.	Advance Approps. for 2025	Disc.	Mand.	Advance Approps. for 2026
\$45	\$-	\$45	\$-	\$22	\$-	\$46	\$-	\$46.6	\$-	\$-	\$46.4	\$-	\$-

<b>Bipartisan Infrastructure Law (BIL) (dollars in millions)</b>					
2022 - 2023 Actual Obligations		2024+outyears Planned Obligations		Total	
Disc.	Mand.	Disc.	Mand.	Disc.	Mand.
\$2.2	\$-	\$3.3	\$-	\$5.6	\$-

<b>Inflation Reduction Act (IRA) (dollars in millions)</b>		
2022 - 2023 Actual Obligations	2024+outyears Planned Obligations	Total
\$-	\$-	\$-

**Description of major changes from 2024 Enacted in the 2025 President’s Budget Request:**

Future Years are being budgeted for.

**Description of reported data:**

Actual; Percentage of total for budget amounts.

**Description of how funds are expended:**

Formula Grant

**Department of Health and Human Services (HHS) – Administration for Children and Families (ACF) – Personal Responsibility Education Program**

*Program Category: Education and training*

<b>Annual Budget and Appropriations (dollars in millions)</b>													
2023 President’s Budget Request		2023 Enacted				2024 President’s Budget Request		2024 Enacted			2025 President’s Budget Request		
Disc.	Mand.	Disc.	Mand.	Disaster Supp.	Advance Approps. for 2024	Disc.	Mand.	Disc.	Mand.	Advance Approps. for 2025	Disc.	Mand.	Advance Approps. for 2026
\$-	\$3.3	\$-	\$3.4	\$-	\$-	\$-	\$3.3	\$-	\$3.3	\$-	\$-	\$3.4	\$-

<b>Bipartisan Infrastructure Law (BIL) (dollars in millions)</b>					
2022 - 2023 Actual Obligations		2024+outyears Planned Obligations		Total	
Disc.	Mand.	Disc.	Mand.	Disc.	Mand.
\$-	\$-	\$-	\$-	\$-	\$-

<b>Inflation Reduction Act (IRA) (dollars in millions)</b>		
2022 - 2023 Actual Obligations	2024+outyears Planned Obligations	Total
\$-	\$-	\$-

**Description of major changes from 2024 Enacted in the 2025 President’s Budget Request:**

No major changes for PREP.

**Description of reported data:**

Percentage of the total.

**Description of how funds are expended:**

PREP amount will be spent for discretionary grants

**Department of Health and Human Services (HHS) – Administration for Children and Families (ACF) – Promoting Safe and Stable Families**

*Program Category: Education and training*

<b>Annual Budget and Appropriations (dollars in millions)</b>													
2023 President’s Budget Request		2023 Enacted				2024 President’s Budget Request		2024 Enacted			2025 President’s Budget Request		
Disc.	Mand.	Disc.	Mand.	Disaster Supp.	Advance Approps. for 2024	Disc.	Mand.	Disc.	Mand.	Advance Approps. for 2025	Disc.	Mand.	Advance Approps. for 2026
\$2.4	\$17.3	\$2.4	\$9.6	\$-	\$-	\$2.4	\$16.8	\$2.8	\$10.3	\$-	\$2.4	\$16.8	\$-

<b>Bipartisan Infrastructure Law (BIL) (dollars in millions)</b>					
2022 - 2023 Actual Obligations		2024+outyears Planned Obligations		Total	
Disc.	Mand.	Disc.	Mand.	Disc.	Mand.
\$-	\$-	\$-	\$-	\$-	\$-

<b>Inflation Reduction Act (IRA) (dollars in millions)</b>		
2022 - 2023 Actual Obligations	2024+outyears Planned Obligations	Total
\$-	\$-	\$-

**Description of major changes from 2024 Enacted in the 2025 President’s Budget Request:**

No major changes

**Description of reported data:**

Percentage of total.

**Description of how funds are expended:**

These funds will be spent on Formula grants.

**Department of Health and Human Services (HHS) – Administration for Children and Families (ACF) – Tribal Child Support**

*Program Category: Income Support*

<b>Annual Budget and Appropriations (dollars in millions)</b>													
2023 President's Budget Request		2023 Enacted				2024 President's Budget Request		2024 Enacted			2025 President's Budget Request		
Disc.	Mand.	Disc.	Mand.	Disaster Supp.	Advance Approps. for 2024	Disc.	Mand.	Disc.	Mand.	Advance Approps. for 2025	Disc.	Mand.	Advance Approps. for 2026
\$-	\$53.6	\$-	\$59.3	\$-	\$59.4	\$-	\$59.4	\$-	\$61.4	\$82.3	\$-	\$82.3	\$-

<b>Bipartisan Infrastructure Law (BIL) (dollars in millions)</b>					
2022 - 2023 Actual Obligations		2024+outyears Planned Obligations		Total	
Disc.	Mand.	Disc.	Mand.	Disc.	Mand.
\$-	\$-	\$-	\$-	\$-	\$-

<b>Inflation Reduction Act (IRA) (dollars in millions)</b>		
2022 - 2023 Actual Obligations	2024+outyears Planned Obligations	Total
\$-	\$-	\$-

**Description of major changes from 2024 Enacted in the 2025 President's Budget Request:**

FY 2023 and FY 2024 amounts are the program's estimated baseline costs.

**Description of reported data:**

FY 2023 and FY 2024 amounts are the program's estimated baseline costs.

**Description of how funds are expended:**

Funds are grants made to Tribes.

**Department of Health and Human Services (HHS) – Administration for Children and Families (ACF) – Tribal Foster Care**

*Program Category: Education and training*

<b>Annual Budget and Appropriations (dollars in millions)</b>													
2023 President’s Budget Request		2023 Enacted				2024 President’s Budget Request		2024 Enacted			2025 President’s Budget Request		
Disc.	Mand.	Disc.	Mand.	Disaster Supp.	Advance Approps. for 2024	Disc.	Mand.	Disc.	Mand.	Advance Approps. for 2025	Disc.	Mand.	Advance Approps. for 2026
\$-	\$7.4	\$-	\$7.4	\$-	\$-	\$-	\$8.1	\$-	\$11.4	\$-	\$-	\$15.9	\$-

<b>Bipartisan Infrastructure Law (BIL) (dollars in millions)</b>					
2022 - 2023 Actual Obligations		2024+outyears Planned Obligations		Total	
Disc.	Mand.	Disc.	Mand.	Disc.	Mand.
\$-	\$-	\$-	\$-	\$-	\$-

<b>Inflation Reduction Act (IRA) (dollars in millions)</b>		
2022 - 2023 Actual Obligations	2024+outyears Planned Obligations	Total
\$-	\$-	\$-

**Description of major changes from 2024 Enacted in the 2025 President’s Budget Request:**

No major changes.

**Description of reported data:**

Percentage of total.

**Description of how funds are expended:**

Contract with Tribal government , Competitive Grants and Non- Competitive Grants.

**Department of Health and Human Services (HHS) – Administration for Children and Families (ACF) – Tribal TANF Healthy Marriage / Responsible Fatherhood**

Program Category: Other

<b>Annual Budget and Appropriations (dollars in millions)</b>													
2023 President’s Budget Request		2023 Enacted				2024 President’s Budget Request		2024 Enacted			2025 President’s Budget Request		
Disc.	Mand.	Disc.	Mand.	Disaster Supp.	Advance Approps. for 2024	Disc.	Mand.	Disc.	Mand.	Advance Approps. for 2025	Disc.	Mand.	Advance Approps. for 2026
\$-	\$2	\$-	\$2	\$-	\$-	\$-	\$2	\$-	\$2	\$-	\$-	\$2	\$-

<b>Bipartisan Infrastructure Law (BIL) (dollars in millions)</b>					
2022 - 2023 Actual Obligations		2024+outyears Planned Obligations		Total	
Disc.	Mand.	Disc.	Mand.	Disc.	Mand.
\$-	\$-	\$-	\$-	\$-	\$-

<b>Inflation Reduction Act (IRA) (dollars in millions)</b>		
2022 - 2023 Actual Obligations	2024+outyears Planned Obligations	Total
\$-	\$-	\$-

**Description of major changes from 2024 Enacted in the 2025 President’s Budget Request:**

No major changes.

**Description of reported data:**

Statutory amount.

**Description of how funds are expended:**

Up to \$2 million of Healthy Marriage and Responsible Fatherhood funding is available for demonstration projects to test the effectiveness of coordinating tribal Temporary Assistance for Needy Families (TANF) and child welfare services for tribal families at risk of child abuse or neglect. Eight Tribal TANF-Child Welfare Coordination demonstration projects are providing improved case management for families eligible for assistance, supportive services and assistance to tribal children in out-of-home placements, and prevention services and assistance to tribal families at risk of child abuse and neglect.

**Department of Health and Human Services (HHS) – Administration for Children and Families (ACF) – Tribal Temporary Assistance for Needy Families (TANF) Grants**  
*Program Category: Income Support*

<b>Annual Budget and Appropriations (dollars in millions)</b>													
2023 President’s Budget Request		2023 Enacted				2024 President’s Budget Request		2024 Enacted			2025 President’s Budget Request		
Disc.	Mand.	Disc.	Mand.	Disaster Supp.	Advance Approps. for 2024	Disc.	Mand.	Disc.	Mand.	Advance Approps. for 2025	Disc.	Mand.	Advance Approps. for 2026
\$-	\$208	\$-	\$208	\$-	\$-	\$-	\$208	\$-	\$208	\$-	\$-	\$208	\$-

<b>Bipartisan Infrastructure Law (BIL) (dollars in millions)</b>					
2022 - 2023 Actual Obligations		2024+outyears Planned Obligations		Total	
Disc.	Mand.	Disc.	Mand.	Disc.	Mand.
\$-	\$-	\$-	\$-	\$-	\$-

<b>Inflation Reduction Act (IRA) (dollars in millions)</b>		
2022 - 2023 Actual Obligations	2024+outyears Planned Obligations	Total
\$-	\$-	\$-

**Description of major changes from 2024 Enacted in the 2025 President’s Budget Request:**

No major changes.

**Description of reported data:**

Percentage of total.

**Description of how funds are expended:**

Tribes use TANF funding on a variety of programs and services that are reasonably calculated to address the program’s four broad purposes: providing assistance to needy families so that children may be cared for in their own homes or the homes of relatives; ending dependence of needy parents by promoting job preparation, work, and marriage; preventing and reducing the incidence of out-of-wedlock pregnancies; and encouraging the formation and maintenance of two-parent families. Activities include cash assistance, child care, and employment and training services.



**Department of Health and Human Services (HHS) – Administration for Children and Families (ACF) – Tribal Work Program**

*Program Category: Income Support*

<b>Annual Budget and Appropriations (dollars in millions)</b>													
2023 President's Budget Request		2023 Enacted				2024 President's Budget Request		2024 Enacted			2025 President's Budget Request		
Disc.	Mand.	Disc.	Mand.	Disaster Supp.	Advance Approps. for 2024	Disc.	Mand.	Disc.	Mand.	Advance Approps. for 2025	Disc.	Mand.	Advance Approps. for 2026
\$-	\$8	\$-	\$8	\$-	\$-	\$-	\$8	\$-	\$8	\$-	\$-	\$8	\$-

<b>Bipartisan Infrastructure Law (BIL) (dollars in millions)</b>					
2022 - 2023 Actual Obligations		2024+outyears Planned Obligations		Total	
Disc.	Mand.	Disc.	Mand.	Disc.	Mand.
\$-	\$-	\$-	\$-	\$-	\$-

<b>Inflation Reduction Act (IRA) (dollars in millions)</b>		
2022 - 2023 Actual Obligations	2024+outyears Planned Obligations	Total
\$-	\$-	\$-

**Description of major changes from 2024 Enacted in the 2025 President's Budget Request:**

No major changes.

**Description of reported data:**

Total appropriation.

**Description of how funds are expended:**

Provides funds to Indian Tribes and Alaska Native organizations that conducted a Job Opportunities and Basic Skills Training program in FY 1995. These grants allow Indian Tribes and Alaska Native organizations to operate programs to make work activities available to their members.

**Department of Health and Human Services (HHS) – Administration for Community Living – Elder Justice - State Adult Protective Services (APS)**

Grants

Program Category: Justice

<b>Annual Budget and Appropriations (dollars in millions)</b>													
2023 President's Budget Request		2023 Enacted				2024 President's Budget Request		2024 Enacted			2025 President's Budget Request		
Disc.	Mand.	Disc.	Mand.	Disaster Supp.	Advance Approps. for 2024	Disc.	Mand.	Disc.	Mand.	Advance Approps. for 2025	Disc.	Mand.	Advance Approps. for 2026
\$2.5	\$-	\$0.7	\$-	\$-	\$-	\$2.5	\$-	\$0.8	\$-	\$-	\$0.8	\$-	\$-

<b>Bipartisan Infrastructure Law (BIL) (dollars in millions)</b>					
2022 - 2023 Actual Obligations		2024+outyears Planned Obligations		Total	
Disc.	Mand.	Disc.	Mand.	Disc.	Mand.
\$-	\$-	\$-	\$-	\$-	\$-

<b>Inflation Reduction Act (IRA) (dollars in millions)</b>		
2022 - 2023 Actual Obligations	2024+outyears Planned Obligations	Total
\$-	\$-	\$-

**Description of major changes from 2024 Enacted in the 2025 President's Budget Request:**

No major changes.

**Description of reported data:**

Based on a 5% set-aside of the total appropriation.

**Description of how funds are expended:**

Competitive grants.

**Department of Health and Human Services (HHS) – Administration for Community Living – Medicare Improvements for Patients and Providers Act**

*Program Category: Health*

<b>Annual Budget and Appropriations (dollars in millions)</b>													
2023 President’s Budget Request		2023 Enacted				2024 President’s Budget Request		2024 Enacted			2025 President’s Budget Request		
Disc.	Mand.	Disc.	Mand.	Disaster Supp.	Advance Approps. for 2024	Disc.	Mand.	Disc.	Mand.	Advance Approps. for 2025	Disc.	Mand.	Advance Approps. for 2026
\$-	\$-	\$-	\$0.6	\$-	\$-	\$-	\$0.6	\$-	\$0.6	\$-	\$-	\$0.6	\$-

<b>Bipartisan Infrastructure Law (BIL) (dollars in millions)</b>					
2022 - 2023 Actual Obligations		2024+outyears Planned Obligations		Total	
Disc.	Mand.	Disc.	Mand.	Disc.	Mand.
\$-	\$-	\$-	\$-	\$-	\$-

<b>Inflation Reduction Act (IRA) (dollars in millions)</b>		
2022 - 2023 Actual Obligations	2024+outyears Planned Obligations	Total
\$-	\$-	\$-

**Description of major changes from 2024 Enacted in the 2025 President’s Budget Request:**

No major changes.

**Description of reported data:**

Agency determined set-aside.

**Description of how funds are expended:**

Grants directly to tribes.

**Department of Health and Human Services (HHS) – Administration for Community Living – Native American Caregiver Supportive Services**

*Program Category: Health*

<b>Annual Budget and Appropriations (dollars in millions)</b>													
2023 President's Budget Request		2023 Enacted				2024 President's Budget Request		2024 Enacted			2025 President's Budget Request		
Disc.	Mand.	Disc.	Mand.	Disaster Supp.	Advance Approps. for 2024	Disc.	Mand.	Disc.	Mand.	Advance Approps. for 2025	Disc.	Mand.	Advance Approps. for 2026
\$15.8	\$-	\$12	\$-	\$-	\$-	\$15.8	\$-	\$12	\$-	\$-	\$12	\$-	\$-

<b>Bipartisan Infrastructure Law (BIL) (dollars in millions)</b>					
2022 - 2023 Actual Obligations		2024+outyears Planned Obligations		Total	
Disc.	Mand.	Disc.	Mand.	Disc.	Mand.
\$-	\$-	\$-	\$-	\$-	\$-

<b>Inflation Reduction Act (IRA) (dollars in millions)</b>		
2022 - 2023 Actual Obligations	2024+outyears Planned Obligations	Total
\$-	\$-	\$-

**Description of major changes from 2024 Enacted in the 2025 President's Budget Request:**

No major changes.

**Description of reported data:**

Appropriated funds.

**Description of how funds are expended:**

Grants directly to tribes.

**Department of Health and Human Services (HHS) – Administration for Community Living – Native American Nutrition and Supportive Services**

*Program Category: Health*

<b>Annual Budget and Appropriations (dollars in millions)</b>													
2023 President’s Budget Request		2023 Enacted				2024 President’s Budget Request		2024 Enacted			2025 President’s Budget Request		
Disc.	Mand.	Disc.	Mand.	Disaster Supp.	Advance Approps. for 2024	Disc.	Mand.	Disc.	Mand.	Advance Approps. for 2025	Disc.	Mand.	Advance Approps. for 2026
\$70.2	\$-	\$38.3	\$-	\$-	\$-	\$70.2	\$-	\$39.5	\$-	\$-	\$38.3	\$-	\$-

<b>Bipartisan Infrastructure Law (BIL) (dollars in millions)</b>					
2022 - 2023 Actual Obligations		2024+outyears Planned Obligations		Total	
Disc.	Mand.	Disc.	Mand.	Disc.	Mand.
\$-	\$-	\$-	\$-	\$-	\$-

<b>Inflation Reduction Act (IRA) (dollars in millions)</b>		
2022 - 2023 Actual Obligations	2024+outyears Planned Obligations	Total
\$-	\$-	\$-

**Description of major changes from 2024 Enacted in the 2025 President’s Budget Request:**

FY 2025 reflects the 2025 Budget request, lower than 2024 enacted due to one-time reprogramming in FY 2024. Native American Nutrition Supportive Services have been adjusted for reprogramming of \$1.25 million in FY 2024 to maintain funding for Native American programs due to the decrease in Nutrition Services Incentive Program funding.

**Description of reported data:**

Appropriated funds with reprogramming adjustments.

**Description of how funds are expended:**

Grants directly to tribes.

**Department of Health and Human Services (HHS) – Administration for Community Living – Native American Resource Centers**

*Program Category: Education and training*

<b>Annual Budget and Appropriations (dollars in millions)</b>													
2023 President's Budget Request		2023 Enacted				2024 President's Budget Request		2024 Enacted			2025 President's Budget Request		
Disc.	Mand.	Disc.	Mand.	Disaster Supp.	Advance Approps. for 2024	Disc.	Mand.	Disc.	Mand.	Advance Approps. for 2025	Disc.	Mand.	Advance Approps. for 2026
\$0.7	\$-	\$0.7	\$-	\$-	\$-	\$0.7	\$-	\$0.7	\$-	\$-	\$0.7	\$-	\$-

<b>Bipartisan Infrastructure Law (BIL) (dollars in millions)</b>					
2022 - 2023 Actual Obligations		2024+outyears Planned Obligations		Total	
Disc.	Mand.	Disc.	Mand.	Disc.	Mand.
\$-	\$-	\$-	\$-	\$-	\$-

<b>Inflation Reduction Act (IRA) (dollars in millions)</b>		
2022 - 2023 Actual Obligations	2024+outyears Planned Obligations	Total
\$-	\$-	\$-

**Description of major changes from 2024 Enacted in the 2025 President's Budget Request:**

No major changes.

**Description of reported data:**

Portion of Aging Network Support Services appropriation.

**Description of how funds are expended:**

Competitive grants.

**Department of Health and Human Services (HHS) – Administration for Community Living – Nutrition Services Incentive Program (NSIP)**

*Program Category: Health*

<b>Annual Budget and Appropriations (dollars in millions)</b>													
2023 President's Budget Request		2023 Enacted				2024 President's Budget Request		2024 Enacted			2025 President's Budget Request		
Disc.	Mand.	Disc.	Mand.	Disaster Supp.	Advance Approps. for 2024	Disc.	Mand.	Disc.	Mand.	Advance Approps. for 2025	Disc.	Mand.	Advance Approps. for 2026
\$3.9	\$-	\$4	\$-	\$-	\$-	\$2.8	\$-	\$2.8	\$-	\$-	\$2	\$-	\$-

<b>Bipartisan Infrastructure Law (BIL) (dollars in millions)</b>					
2022 - 2023 Actual Obligations		2024+outyears Planned Obligations		Total	
Disc.	Mand.	Disc.	Mand.	Disc.	Mand.
\$-	\$-	\$-	\$-	\$-	\$-

<b>Inflation Reduction Act (IRA) (dollars in millions)</b>		
2022 - 2023 Actual Obligations	2024+outyears Planned Obligations	Total
\$-	\$-	\$-

**Description of major changes from 2024 Enacted in the 2025 President's Budget Request:**

Decrease in overall NSIP funding resulted in a decrease in funding to Native American organizations.

**Description of reported data:**

Formula funded program.

**Description of how funds are expended:**

Grants directly to tribes.

**Department of Health and Human Services (HHS) – Administration for Community Living – Protection and Advocacy**

*Program Category: Justice*

<b>Annual Budget and Appropriations (dollars in millions)</b>													
2023 President's Budget Request		2023 Enacted				2024 President's Budget Request		2024 Enacted			2025 President's Budget Request		
Disc.	Mand.	Disc.	Mand.	Disaster Supp.	Advance Approps. for 2024	Disc.	Mand.	Disc.	Mand.	Advance Approps. for 2025	Disc.	Mand.	Advance Approps. for 2026
\$0.4	\$-	\$0.3	\$-	\$-	\$-	\$0.3	\$-	\$0.2	\$-	\$-	\$0.2	\$-	\$-

<b>Bipartisan Infrastructure Law (BIL) (dollars in millions)</b>					
2022 - 2023 Actual Obligations		2024+outyears Planned Obligations		Total	
Disc.	Mand.	Disc.	Mand.	Disc.	Mand.
\$-	\$-	\$-	\$-	\$-	\$-

<b>Inflation Reduction Act (IRA) (dollars in millions)</b>		
2022 - 2023 Actual Obligations	2024+outyears Planned Obligations	Total
\$-	\$-	\$-

**Description of major changes from 2024 Enacted in the 2025 President's Budget Request:**

No major changes.

**Description of reported data:**

Formula funded program.

**Description of how funds are expended:**

Grants directly to tribes.



**Department of Health and Human Services (HHS) – Administration for Community Living – Voting Access for People with Disabilities**

*Program Category: Justice*

<b>Annual Budget and Appropriations (dollars in millions)</b>													
2023 President's Budget Request		2023 Enacted				2024 President's Budget Request		2024 Enacted			2025 President's Budget Request		
Disc.	Mand.	Disc.	Mand.	Disaster Supp.	Advance Approps. for 2024	Disc.	Mand.	Disc.	Mand.	Advance Approps. for 2025	Disc.	Mand.	Advance Approps. for 2026
\$-	\$-	\$0.1	\$-	\$-	\$-	\$0.1	\$-	\$0.1	\$-	\$-	\$0.1	\$-	\$-

<b>Bipartisan Infrastructure Law (BIL) (dollars in millions)</b>					
2022 - 2023 Actual Obligations		2024+outyears Planned Obligations		Total	
Disc.	Mand.	Disc.	Mand.	Disc.	Mand.
\$-	\$-	\$-	\$-	\$-	\$-

<b>Inflation Reduction Act (IRA) (dollars in millions)</b>		
2022 - 2023 Actual Obligations	2024+outyears Planned Obligations	Total
\$-	\$-	\$-

**Description of major changes from 2024 Enacted in the 2025 President's Budget Request:**

No major changes.

**Description of reported data:**

Formula funded program.

**Description of how funds are expended:**

Grants directly to tribes.

**Department of Health and Human Services (HHS) – Centers for Disease Control and Prevention – Centers for Disease Control and Prevention**

*Program Category: Health*

<b>Annual Budget and Appropriations (dollars in millions)</b>													
2023 President’s Budget Request		2023 Enacted				2024 President’s Budget Request		2024 Enacted			2025 President’s Budget Request		
Disc.	Mand.	Disc.	Mand.	Disaster Supp.	Advance Approps. for 2024	Disc.	Mand.	Disc.	Mand.	Advance Approps. for 2025	Disc.	Mand.	Advance Approps. for 2026
\$88	\$-	\$88	\$-	\$-	\$-	\$88	\$-	\$88	\$-	\$-	\$88	\$-	\$-

<b>Bipartisan Infrastructure Law (BIL) (dollars in millions)</b>					
2022 - 2023 Actual Obligations		2024+outyears Planned Obligations		Total	
Disc.	Mand.	Disc.	Mand.	Disc.	Mand.
\$-	\$-	\$-	\$-	\$-	\$-

<b>Inflation Reduction Act (IRA) (dollars in millions)</b>		
2022 - 2023 Actual Obligations	2024+outyears Planned Obligations	Total
\$-	\$-	\$-

**Description of major changes from 2024 Enacted in the 2025 President’s Budget Request:**

FY 2024 Enacted is calculated as follows: FY2023 base cooperative agreement and grant funding to tribal recipients plus \$1.5M appropriations increase for Good Health and Wellness in Indian Country program + \$5M increase planned for a tribal public health infrastructure cooperative agreement. (Note that an additional \$15.97M in COVID supplemental funding provided in FY 2022 was an anomaly and is not included in these values.)

**Description of reported data:**

Funding amounts reflect the estimated direct awards to AI/AN partners through CDC's competitive grants processes from various budget lines, including Good Health and Wellness in Indian Country, and are subject to change. Along with these direct awards, CDC has many initiatives and programs that support Tribes and tribal members. Contributing CDC Programs: Chronic Disease Prevention and Health Promotion (including Good Health and Wellness in Indian Country co-ag) CDC-Wide (includes Preventive Health and Health Services Block Grant and Tribal Public Health Capacity Building and Quality Improvement co-ag) Emerging and Zoonotic Infectious Diseases Environmental Health Immunization and Respiratory Infections HIV, Hepatitis, Sexually Transmitted Infections, Tuberculosis Prevention Public Health Scientific Services/Surveillance Preparedness and Response

**Description of how funds are expended:**

Funds are expended through competitive cooperative agreement and grant awards to tribal partners and organizations.

**Department of Health and Human Services (HHS) – Centers for Medicare & Medicaid Services (CMS) – Tribal Affairs**

*Program Category: Health*

<b>Annual Budget and Appropriations (dollars in millions)</b>													
2023 President’s Budget Request		2023 Enacted				2024 President’s Budget Request		2024 Enacted			2025 President’s Budget Request		
Disc.	Mand.	Disc.	Mand.	Disaster Supp.	Advance Approps. for 2024	Disc.	Mand.	Disc.	Mand.	Advance Approps. for 2025	Disc.	Mand.	Advance Approps. for 2026
\$4.3	\$-	\$4.2	\$0.1	\$-	\$-	\$4.1	\$0.1	\$4.4	\$0.1	\$-	\$4.4	\$0.1	\$-

<b>Bipartisan Infrastructure Law (BIL) (dollars in millions)</b>					
2022 - 2023 Actual Obligations		2024+outyears Planned Obligations		Total	
Disc.	Mand.	Disc.	Mand.	Disc.	Mand.
\$-	\$-	\$-	\$-	\$-	\$-

<b>Inflation Reduction Act (IRA) (dollars in millions)</b>		
2022 - 2023 Actual Obligations	2024+outyears Planned Obligations	Total
\$-	\$-	\$-

**Description of major changes from 2024 Enacted in the 2025 President’s Budget Request:**

No major changes.

**Description of reported data:**

Funding is for: 1) ICD-10 Medical Coding Trainings to ITU staff in AI/AN communities and to Tribal College and University Students (TCU) 2) involves providing logistics, venue, and presenters for 16 field trainings 3) the development of culturally appropriate outreach and educational materials to assist in the enrollment of AI/ANs in CMS programs 4) Funds the five tasks under the Cooperative Agreement including Tribal regulation review and analysis, data research, TTAG strategic plan development, Tribal consultation support, and outreach trainings for tribal communities 5) Funds CMS portion of the Intradepartmental Council on Native American Affairs (ICNNA) Support

**Description of how funds are expended:**

The funding is used to support outreach and education activities to encourage enrollment of AI/ANs in Medicare, Medicaid and CHIP, and the Marketplace; training for IHS, Tribal and Urban Indian (I/T/U) health business office and patient records staff on Medicare, Medicaid and other federal programs; and training for I/T/U staff on billing and coding. This funding also supports research and analysis on data, strategic plan, regulations, tribal consultation and outreach and education through a cooperative agreement with the National Indian Health Board.

**Department of Health and Human Services (HHS) – General Departmental Management (GDM) – Office of the Assistant Secretary for Health (OASH)**

*Program Category: Health*

<b>Annual Budget and Appropriations (dollars in millions)</b>													
2023 President’s Budget Request		2023 Enacted				2024 President’s Budget Request		2024 Enacted			2025 President’s Budget Request		
Disc.	Mand.	Disc.	Mand.	Disaster Supp.	Advance Approps. for 2024	Disc.	Mand.	Disc.	Mand.	Advance Approps. for 2025	Disc.	Mand.	Advance Approps. for 2026
\$12.9	\$-	\$17.6	\$-	\$-	\$-	\$17.8	\$-	\$15	\$-	\$-	\$15	\$-	\$-

<b>Bipartisan Infrastructure Law (BIL) (dollars in millions)</b>					
2022 - 2023 Actual Obligations		2024+outyears Planned Obligations		Total	
Disc.	Mand.	Disc.	Mand.	Disc.	Mand.
\$-	\$-	\$-	\$-	\$-	\$-

<b>Inflation Reduction Act (IRA) (dollars in millions)</b>		
2022 - 2023 Actual Obligations	2024+outyears Planned Obligations	Total
\$-	\$-	\$-

**Description of major changes from 2024 Enacted in the 2025 President’s Budget Request:**

No major changes.

**Description of reported data:**

Of the total OASH amount, approximately 34% supports the Congressional language for Maternal Health and the remainder is calculated based on existing Grants and Contracts that are specifically related to Maternal Health; FY23 = (OMH-23-69: 'CIIHE') & (OMH-23-67: 'Hear Her'), FY24 = (OMH-24-69: 'CIIHE') & (OMH-24-67: 'Hear Her'), FY25 = (OMH-25-69: 'CIIHE') & (OMH-25-67: 'Hear Her'); and The SLTT Partnership Programs to Reduce Maternal Deaths Due to Violence will continue through FY26. .

**Description of how funds are expended:**

These funds are expended directly to Tribes and tribal communities through competitive grant process.; Minority HIV/AIDS Fund (MHAF)--The funds are being expended through 2 grants. These grants continue through FY 26.

**Department of Health and Human Services (HHS) – Health Resources and Services Administration – Centers of Excellence**

*Program Category: Education and training*

<b>Annual Budget and Appropriations (dollars in millions)</b>													
2023 President's Budget Request		2023 Enacted				2024 President's Budget Request		2024 Enacted			2025 President's Budget Request		
Disc.	Mand.	Disc.	Mand.	Disaster Supp.	Advance Approps. for 2024	Disc.	Mand.	Disc.	Mand.	Advance Approps. for 2025	Disc.	Mand.	Advance Approps. for 2026
\$7.3	\$-	\$5.7	\$-	\$-	\$-	\$7.3	\$-	\$5.7	\$-	\$-	\$5.7	\$-	\$-

<b>Bipartisan Infrastructure Law (BIL) (dollars in millions)</b>					
2022 - 2023 Actual Obligations		2024+outyears Planned Obligations		Total	
Disc.	Mand.	Disc.	Mand.	Disc.	Mand.
\$-	\$-	\$-	\$-	\$-	\$-

<b>Inflation Reduction Act (IRA) (dollars in millions)</b>		
2022 - 2023 Actual Obligations	2024+outyears Planned Obligations	Total
\$-	\$-	\$-

**Description of major changes from 2024 Enacted in the 2025 President's Budget Request:**

No major changes.

**Description of reported data:**

Centers of Excellence is based on the percentage of participants.

**Description of how funds are expended:**

Funds are expended through grant awards to tribal partners and organizations.

**Department of Health and Human Services (HHS) – Health Resources and Services Administration – Comprehensive Care - Part B - II**

*Program Category: Health*

<b>Annual Budget and Appropriations (dollars in millions)</b>													
2023 President's Budget Request		2023 Enacted				2024 President's Budget Request		2024 Enacted			2025 President's Budget Request		
Disc.	Mand.	Disc.	Mand.	Disaster Supp.	Advance Approps. for 2024	Disc.	Mand.	Disc.	Mand.	Advance Approps. for 2025	Disc.	Mand.	Advance Approps. for 2026
\$10.8	\$-	\$9.6	\$-	\$-	\$-	\$9.6	\$-	\$10.9	\$-	\$-	\$10.9	\$-	\$-

<b>Bipartisan Infrastructure Law (BIL) (dollars in millions)</b>					
2022 - 2023 Actual Obligations		2024+outyears Planned Obligations		Total	
Disc.	Mand.	Disc.	Mand.	Disc.	Mand.
\$-	\$-	\$-	\$-	\$-	\$-

<b>Inflation Reduction Act (IRA) (dollars in millions)</b>		
2022 - 2023 Actual Obligations	2024+outyears Planned Obligations	Total
\$-	\$-	\$-

**Description of major changes from 2024 Enacted in the 2025 President's Budget Request:**

No major changes.

**Description of reported data:**

Comprehensive Care is based on 0.8% of the budget.

**Description of how funds are expended:**

Funds are expended through grant awards to tribal partners and organizations.

**Department of Health and Human Services (HHS) – Health Resources and Services Administration – Early Intervention Services - Part C - III**

*Program Category: Health*

<b>Annual Budget and Appropriations (dollars in millions)</b>													
2023 President's Budget Request		2023 Enacted				2024 President's Budget Request		2024 Enacted			2025 President's Budget Request		
Disc.	Mand.	Disc.	Mand.	Disaster Supp.	Advance Approps. for 2024	Disc.	Mand.	Disc.	Mand.	Advance Approps. for 2025	Disc.	Mand.	Advance Approps. for 2026
\$1.5	\$-	\$1.7	\$-	\$-	\$-	\$1.7	\$-	\$1.5	\$-	\$-	\$1.5	\$-	\$-

<b>Bipartisan Infrastructure Law (BIL) (dollars in millions)</b>					
2022 - 2023 Actual Obligations		2024+outyears Planned Obligations		Total	
Disc.	Mand.	Disc.	Mand.	Disc.	Mand.
\$-	\$-	\$-	\$-	\$-	\$-

<b>Inflation Reduction Act (IRA) (dollars in millions)</b>		
2022 - 2023 Actual Obligations	2024+outyears Planned Obligations	Total
\$-	\$-	\$-

**Description of major changes from 2024 Enacted in the 2025 President's Budget Request:**

No major changes.

**Description of reported data:**

Early Intervention is based on 0.7% of the budget.

**Description of how funds are expended:**

Funds are expended through grant awards to tribal partners and organizations.

**Department of Health and Human Services (HHS) – Health Resources and Services Administration – Emergency Relief Grants - Part A - I**

*Program Category: Health*

<b>Annual Budget and Appropriations (dollars in millions)</b>													
2023 President's Budget Request		2023 Enacted				2024 President's Budget Request		2024 Enacted			2025 President's Budget Request		
Disc.	Mand.	Disc.	Mand.	Disaster Supp.	Advance Approps. for 2024	Disc.	Mand.	Disc.	Mand.	Advance Approps. for 2025	Disc.	Mand.	Advance Approps. for 2026
\$3.3	\$-	\$3.4	\$-	\$-	\$-	\$3.4	\$-	\$4.8	\$-	\$-	\$4.8	\$-	\$-

<b>Bipartisan Infrastructure Law (BIL) (dollars in millions)</b>					
2022 - 2023 Actual Obligations		2024+outyears Planned Obligations		Total	
Disc.	Mand.	Disc.	Mand.	Disc.	Mand.
\$-	\$-	\$-	\$-	\$-	\$-

<b>Inflation Reduction Act (IRA) (dollars in millions)</b>		
2022 - 2023 Actual Obligations	2024+outyears Planned Obligations	Total
\$-	\$-	\$-

**Description of major changes from 2024 Enacted in the 2025 President's Budget Request:**

No major changes.

**Description of reported data:**

Emergency Relief Grants is based on 0.7% of the budget.

**Description of how funds are expended:**

Funds are expended through grant awards to tribal partners and organizations.



**Department of Health and Human Services (HHS) – Health Resources and Services Administration – Health Careers Opportunity Program**

*Program Category: Education and training*

<b>Annual Budget and Appropriations (dollars in millions)</b>													
2023 President's Budget Request		2023 Enacted				2024 President's Budget Request		2024 Enacted			2025 President's Budget Request		
Disc.	Mand.	Disc.	Mand.	Disaster Supp.	Advance Approps. for 2024	Disc.	Mand.	Disc.	Mand.	Advance Approps. for 2025	Disc.	Mand.	Advance Approps. for 2026
\$0.6	\$-	\$0.6	\$-	\$-	\$-	\$0.6	\$-	\$0.6	\$-	\$-	\$0.6	\$-	\$-

<b>Bipartisan Infrastructure Law (BIL) (dollars in millions)</b>					
2022 - 2023 Actual Obligations		2024+outyears Planned Obligations		Total	
Disc.	Mand.	Disc.	Mand.	Disc.	Mand.
\$-	\$-	\$-	\$-	\$-	\$-

<b>Inflation Reduction Act (IRA) (dollars in millions)</b>		
2022 - 2023 Actual Obligations	2024+outyears Planned Obligations	Total
\$-	\$-	\$-

**Description of major changes from 2024 Enacted in the 2025 President's Budget Request:**

No major changes.

**Description of reported data:**

Health Careers Opportunity Program is based on 4% of the budget.

**Description of how funds are expended:**

Funds are expended through grant awards to tribal partners and organizations.

**Department of Health and Human Services (HHS) – Health Resources and Services Administration – Health Centers**

*Program Category: Health*

<b>Annual Budget and Appropriations (dollars in millions)</b>													
2023 President's Budget Request		2023 Enacted				2024 President's Budget Request		2024 Enacted			2025 President's Budget Request		
Disc.	Mand.	Disc.	Mand.	Disaster Supp.	Advance Approps. for 2024	Disc.	Mand.	Disc.	Mand.	Advance Approps. for 2025	Disc.	Mand.	Advance Approps. for 2026
\$112.5	\$-	\$84.6	\$-	\$-	\$-	\$104.8	\$-	\$90	\$-	\$-	\$121	\$-	\$-

<b>Bipartisan Infrastructure Law (BIL) (dollars in millions)</b>					
2022 - 2023 Actual Obligations		2024+outyears Planned Obligations		Total	
Disc.	Mand.	Disc.	Mand.	Disc.	Mand.
\$-	\$-	\$-	\$-	\$-	\$-

<b>Inflation Reduction Act (IRA) (dollars in millions)</b>		
2022 - 2023 Actual Obligations	2024+outyears Planned Obligations	Total
\$-	\$-	\$-

**Description of major changes from 2024 Enacted in the 2025 President's Budget Request:**

No major changes.

**Description of reported data:**

Health Centers is based on 1.5% of the budget.

**Description of how funds are expended:**

Funds are expended through grant awards to tribal partners and organizations.

**Department of Health and Human Services (HHS) – Health Resources and Services Administration – Healthy Start**

*Program Category: Health*

<b>Annual Budget and Appropriations (dollars in millions)</b>													
2023 President's Budget Request		2023 Enacted				2024 President's Budget Request		2024 Enacted			2025 President's Budget Request		
Disc.	Mand.	Disc.	Mand.	Disaster Supp.	Advance Approps. for 2024	Disc.	Mand.	Disc.	Mand.	Advance Approps. for 2025	Disc.	Mand.	Advance Approps. for 2026
\$5.8	\$-	\$5.8	\$-	\$-	\$-	\$7.4	\$-	\$5.8	\$-	\$-	\$6.9	\$-	\$-

<b>Bipartisan Infrastructure Law (BIL) (dollars in millions)</b>					
2022 - 2023 Actual Obligations		2024+outyears Planned Obligations		Total	
Disc.	Mand.	Disc.	Mand.	Disc.	Mand.
\$-	\$-	\$-	\$-	\$-	\$-

<b>Inflation Reduction Act (IRA) (dollars in millions)</b>		
2022 - 2023 Actual Obligations	2024+outyears Planned Obligations	Total
\$-	\$-	\$-

**Description of major changes from 2024 Enacted in the 2025 President's Budget Request:**

No major changes.

**Description of reported data:**

Healthy Start is based on 4% of the budget.

**Description of how funds are expended:**

Funds are expended through grant awards to tribal partners and organizations.

**Department of Health and Human Services (HHS) – Health Resources and Services Administration – Maternal, Infant and Early Childhood Home Visiting Program**  
*Program Category: Health*

<b>Annual Budget and Appropriations (dollars in millions)</b>													
2023 President's Budget Request		2023 Enacted				2024 President's Budget Request		2024 Enacted			2025 President's Budget Request		
Disc.	Mand.	Disc.	Mand.	Disaster Supp.	Advance Approps. for 2024	Disc.	Mand.	Disc.	Mand.	Advance Approps. for 2025	Disc.	Mand.	Advance Approps. for 2026
\$-	\$14	\$-	\$30	\$-	\$-	\$-	\$31.1	\$-	\$33	\$-	\$-	\$36	\$-

<b>Bipartisan Infrastructure Law (BIL) (dollars in millions)</b>					
2022 - 2023 Actual Obligations		2024+outyears Planned Obligations		Total	
Disc.	Mand.	Disc.	Mand.	Disc.	Mand.
\$-	\$-	\$-	\$-	\$-	\$-

<b>Inflation Reduction Act (IRA) (dollars in millions)</b>		
2022 - 2023 Actual Obligations	2024+outyears Planned Obligations	Total
\$-	\$-	\$-

**Description of major changes from 2024 Enacted in the 2025 President's Budget Request:**

No major changes.

**Description of reported data:**

Maternal, Infant and Early Childhood Home Visiting Program is based on the statutory set-aside.

**Description of how funds are expended:**

Funds are expended through grant awards to tribal partners and organizations.

**Department of Health and Human Services (HHS) – Health Resources and Services Administration – National Health Service Corps**

*Program Category: Health*

<b>Annual Budget and Appropriations (dollars in millions)</b>													
2023 President's Budget Request		2023 Enacted				2024 President's Budget Request		2024 Enacted			2025 President's Budget Request		
Disc.	Mand.	Disc.	Mand.	Disaster Supp.	Advance Approps. for 2024	Disc.	Mand.	Disc.	Mand.	Advance Approps. for 2025	Disc.	Mand.	Advance Approps. for 2026
\$15	\$-	\$15.6	\$-	\$-	\$-	\$15.6	\$-	\$16	\$-	\$-	\$15.6	\$-	\$-

<b>Bipartisan Infrastructure Law (BIL) (dollars in millions)</b>					
2022 - 2023 Actual Obligations		2024+outyears Planned Obligations		Total	
Disc.	Mand.	Disc.	Mand.	Disc.	Mand.
\$-	\$-	\$-	\$-	\$-	\$-

<b>Inflation Reduction Act (IRA) (dollars in millions)</b>		
2022 - 2023 Actual Obligations	2024+outyears Planned Obligations	Total
\$-	\$-	\$-

**Description of major changes from 2024 Enacted in the 2025 President's Budget Request:**

No major changes.

**Description of reported data:**

National Health Service Corps is based on the Tribal set-aside.

**Description of how funds are expended:**

Funds are expended through grant awards to tribal partners and organizations.

**Department of Health and Human Services (HHS) – Health Resources and Services Administration – Payment to Hawaii**

*Program Category: Health*

<b>Annual Budget and Appropriations (dollars in millions)</b>													
2023 President's Budget Request		2023 Enacted				2024 President's Budget Request		2024 Enacted			2025 President's Budget Request		
Disc.	Mand.	Disc.	Mand.	Disaster Supp.	Advance Approps. for 2024	Disc.	Mand.	Disc.	Mand.	Advance Approps. for 2025	Disc.	Mand.	Advance Approps. for 2026
\$1.9	\$-	\$1.9	\$-	\$-	\$-	\$1.9	\$-	\$1.9	\$-	\$-	\$1.9	\$-	\$-

<b>Bipartisan Infrastructure Law (BIL) (dollars in millions)</b>					
2022 - 2023 Actual Obligations		2024+outyears Planned Obligations		Total	
Disc.	Mand.	Disc.	Mand.	Disc.	Mand.
\$-	\$-	\$-	\$-	\$-	\$-

<b>Inflation Reduction Act (IRA) (dollars in millions)</b>		
2022 - 2023 Actual Obligations	2024+outyears Planned Obligations	Total
\$-	\$-	\$-

**Description of major changes from 2024 Enacted in the 2025 President's Budget Request:**

No major changes.

**Description of reported data:**

Payment to Hawaii is based on 100% of the budget.

**Description of how funds are expended:**

Funds are expended through grant awards to tribal partners and organizations.

**Department of Health and Human Services (HHS) – Health Resources and Services Administration – Rural Health Outreach Grants**

*Program Category: Health*

<b>Annual Budget and Appropriations (dollars in millions)</b>													
2023 President's Budget Request		2023 Enacted				2024 President's Budget Request		2024 Enacted			2025 President's Budget Request		
Disc.	Mand.	Disc.	Mand.	Disaster Supp.	Advance Approps. for 2024	Disc.	Mand.	Disc.	Mand.	Advance Approps. for 2025	Disc.	Mand.	Advance Approps. for 2026
\$1.8	\$-	\$1.9	\$-	\$-	\$-	\$1.9	\$-	\$2	\$-	\$-	\$1.9	\$-	\$-

<b>Bipartisan Infrastructure Law (BIL) (dollars in millions)</b>					
2022 - 2023 Actual Obligations		2024+outyears Planned Obligations		Total	
Disc.	Mand.	Disc.	Mand.	Disc.	Mand.
\$-	\$-	\$-	\$-	\$-	\$-

<b>Inflation Reduction Act (IRA) (dollars in millions)</b>		
2022 - 2023 Actual Obligations	2024+outyears Planned Obligations	Total
\$-	\$-	\$-

**Description of major changes from 2024 Enacted in the 2025 President's Budget Request:**

No major changes.

**Description of reported data:**

Rural Health Outreach Grants is based on 2% of the budget.

**Description of how funds are expended:**

Funds are expended through grant awards to tribal partners and organizations.

**Department of Health and Human Services (HHS) – Indian Health Service (IHS) – IHS**

Program Category: Health

Annual Budget and Appropriations (dollars in millions)													
2023 President's Budget Request		2023 Enacted <sup>1/</sup>				2024 President's Budget Request <sup>2/</sup>		2024 Enacted <sup>3/</sup>			2025 President's Budget Request		
Disc.	Mand.	Disc.	Mand.	Disaster Supp.	Advance Approps. for 2024	Disc.	Mand.	Disc.	Mand.	Advance Approps. for 2025	Disc.	Mand.	Advance Approps. for 2026
\$-	\$9,121	\$6,928.8	\$-	\$-	\$5,129.5	\$8,079	\$1,321	\$6,961.9	\$-	\$5,190.9	\$7,962.9	\$-	\$-

Bipartisan Infrastructure Law (BIL) (dollars in millions)					
2022 - 2023 Actual Obligations		2024+outyears Planned Obligations		Total	
Disc.	Mand.	Disc.	Mand.	Disc.	Mand.
\$1,372.6	\$-	\$2,127.4	\$-	\$3,500	\$-

Inflation Reduction Act (IRA) (dollars in millions)		
2022 - 2023 Actual Obligations	2024+outyears Planned Obligations	Total
\$-	\$-	\$-

**Description of major changes from 2024 Enacted in the 2025 President's Budget Request:**

The FY 2025 Budget requests the Indian Health Care Improvement Fund be realigned into the Hospitals & Health Clinics PPA. Increases include additional funding for: EHR, Hep C/HIV, Community Health Aide Program, Opioid funding, Assessments, New Tribes (UKB), as well as and increases for CSC and Section 105L tribal leases. The Budget proposes to reclassify IHS as mandatory in FY 2026. EHR remains a priority item for the IHS.

**Description of reported data:**

IHS is a direct health care provider established as the principal Federal Agency charged with the mission of raising the physical, mental, social, and spiritual health of American Indians and Alaska Natives to the highest level.

**Description of how funds are expended:**

IHS disperses funds through a combination of Direct Federal spending, Indian Self- Determination and Education Assistance Act (ISDEAA) contracts and compacts, contracts, and grants.

<sup>1/</sup> 2023 Enacted rescinds \$29.388 million from FY 2022 staffing and new facilities costs (Services account).

<sup>2/</sup> The 2024 Budget Program Level (including discretionary and mandatory funds) is \$9,650.

<sup>3/</sup> Sec. 448 of the 2024 Enacted bill rescinds \$90 million from FY 2023 and prior year balances from Accreditation Emergencies (Services account) and Sec. 447 rescinds \$350 million of IHS ARP funds from Sec. 11001.



**Department of Health and Human Services (HHS) – Indian Health Service (IHS) – Special Diabetes Program for Indians**

*Program Category: Health*

<b>Annual Budget and Appropriations (dollars in millions)</b>													
2023 President’s Budget Request		2023 Enacted				2024 President’s Budget Request		2024 Enacted			2025 President’s Budget Request		
Disc.	Mand.	Disc.	Mand.	Disaster Supp.	Advance Approps. for 2024	Disc.	Mand.	Disc.	Mand.	Advance Approps. for 2025	Disc.	Mand.	Advance Approps. for 2026
\$-	\$150	\$-	\$150	\$-	\$-	\$-	\$250	\$-	\$155.5	\$-	\$-	\$260	\$-

<b>Bipartisan Infrastructure Law (BIL) (dollars in millions)</b>					
2022 - 2023 Actual Obligations		2024+outyears Planned Obligations		Total	
Disc.	Mand.	Disc.	Mand.	Disc.	Mand.
\$-	\$-	\$-	\$-	\$-	\$-

<b>Inflation Reduction Act (IRA) (dollars in millions)</b>		
2022 - 2023 Actual Obligations	2024+outyears Planned Obligations	Total
\$-	\$-	\$-

**Description of major changes from 2024 Enacted in the 2025 President’s Budget Request:**

The 2025 Budget includes a legislative proposal to reauthorize SDPI for three-years at the following funding levels: \$250 million in FY 2024, \$260 million in FY 2025, and \$270 million in FY 2026. The proposal would also exempt the program from sequestration.

**Description of reported data:**

All funding for the SDPI is used for Native American Tribes, communities, and individuals.

**Description of how funds are expended:**

Funds are expended through grants for the prevention and treatment of diabetes to Tribes and Urban Indian Organizations.

**Department of Health and Human Services (HHS) – National Institutes of Health – American Indian or Alaska Native (AIAN) research**

*Program Category: Other*

<b>Annual Budget and Appropriations (dollars in millions)</b>													
2023 President’s Budget Request		2023 Enacted				2024 President’s Budget Request		2024 Enacted			2025 President’s Budget Request		
Disc.	Mand.	Disc.	Mand.	Disaster Supp.	Advance Approps. for 2024	Disc.	Mand.	Disc.	Mand.	Advance Approps. for 2025	Disc.	Mand.	Advance Approps. for 2026
\$343.7	\$-	\$320.8	\$-	\$-	\$-	\$355.6	\$-	\$323.5	\$-	\$-	\$328.8	\$-	\$-

<b>Bipartisan Infrastructure Law (BIL) (dollars in millions)</b>					
2022 - 2023 Actual Obligations		2024+outyears Planned Obligations		Total	
Disc.	Mand.	Disc.	Mand.	Disc.	Mand.
\$-	\$-	\$-	\$-	\$-	\$-

<b>Inflation Reduction Act (IRA) (dollars in millions)</b>		
2022 - 2023 Actual Obligations	2024+outyears Planned Obligations	Total
\$-	\$-	\$-

**Description of major changes from 2024 Enacted in the 2025 President’s Budget Request:**

No major changes.

**Description of reported data:**

Annual levels identified in this template’s columns for FY 2023-2025 correspond to amounts rounded to nearest million posted in NIH’s official RePORT categorical spending table at <https://report.nih.gov/funding/categorical-spending#/>. Estimates reported are for the American Indian & Alaska Native research category displayed on the NIH RePORT web site "Estimates of Funding for Various Research, Condition, and Disease Categories (RCDC)". The American Indians/Alaska Natives (AIAN) category includes research on all state- and federally-recognized AIAN populations within the United States. Research can cover all state- and federally-recognized Tribes, villages, reservations, pueblos, bands, communities, colonies, tribal towns, nations, and councils in both urban and rural environments within the United States.

**Description of how funds are expended:**

Funds are primarily obligated through peer-reviewed extramural grants-in-aid awarded to researchers or entities, e.g. academic, corporate, non-profit, etc.

**Department of Health and Human Services (HHS) – Substance use And Mental Health Services Administration (SAMHSA) – Children's Mental Health Services Program**  
*Program Category: Health*

<b>Annual Budget and Appropriations (dollars in millions)</b>													
2023 President's Budget Request		2023 Enacted				2024 President's Budget Request		2024 Enacted			2025 President's Budget Request		
Disc.	Mand.	Disc.	Mand.	Disaster Supp.	Advance Approps. for 2024	Disc.	Mand.	Disc.	Mand.	Advance Approps. for 2025	Disc.	Mand.	Advance Approps. for 2026
\$20	\$-	\$8	\$-	\$-	\$-	\$20	\$-	\$10.2	\$-	\$-	\$7.3	\$-	\$-

<b>Bipartisan Infrastructure Law (BIL) (dollars in millions)</b>					
2022 - 2023 Actual Obligations		2024+outyears Planned Obligations		Total	
Disc.	Mand.	Disc.	Mand.	Disc.	Mand.
\$-	\$-	\$-	\$-	\$-	\$-

<b>Inflation Reduction Act (IRA) (dollars in millions)</b>		
2022 - 2023 Actual Obligations	2024+outyears Planned Obligations	Total
\$-	\$-	\$-

**Description of major changes from 2024 Enacted in the 2025 President's Budget Request:**

Decrease in FY25 because one grant was multi- year funded in FY24

**Description of reported data:**

Mental Health programs for AI/AN, such as Children and Family Programs, Zero Suicide AI and AN, AI/AN Suicide Prevention Initiative, Tribal Behavioral Health Care Grant, are funded with 100% of the program funds. The other Mental Health programs, such as Children's Mental Health Services, and Protection and Advocacy, Project AWARE, Healthy Transitions, System Transformation and Health Reform, GLS States and Project LAUNCH show projected funding based on program funding changes.

**Description of how funds are expended:**

These funds are expended directly to Tribes and tribal communities through competitive grant process.

**Department of Health and Human Services (HHS) – Substance use And Mental Health Services Administration (SAMHSA) – Mental Health Block Grant**

*Program Category: Health*

<b>Annual Budget and Appropriations (dollars in millions)</b>													
2023 President’s Budget Request		2023 Enacted				2024 President’s Budget Request		2024 Enacted			2025 President’s Budget Request		
Disc.	Mand.	Disc.	Mand.	Disaster Supp.	Advance Approps. for 2024	Disc.	Mand.	Disc.	Mand.	Advance Approps. for 2025	Disc.	Mand.	Advance Approps. for 2026
\$81	\$-	\$61	\$-	\$-	\$-	\$82	\$-	\$64.7	\$-	\$-	\$63	\$-	\$-

<b>Bipartisan Infrastructure Law (BIL) (dollars in millions)</b>					
2022 - 2023 Actual Obligations		2024+outyears Planned Obligations		Total	
Disc.	Mand.	Disc.	Mand.	Disc.	Mand.
\$-	\$-	\$-	\$-	\$-	\$-

<b>Inflation Reduction Act (IRA) (dollars in millions)</b>		
2022 - 2023 Actual Obligations	2024+outyears Planned Obligations	Total
\$-	\$-	\$-

**Description of major changes from 2024 Enacted in the 2025 President’s Budget Request:**

\$1.7 million decrease from FY24 Enacted to the FY25 Budget.

**Description of reported data:**

The Block Grant includes Mental Health programs for AI/AN, such as Children and Family Programs, Zero Suicide AI and AN, AI/AN Suicide Prevention Initiative, Tribal Behavioral Health Care Grant, are funded with 100% of the program funds. The other Mental Health programs, such as Children's Mental Health Services, and Protection and Advocacy, Project AWARE, Healthy Transitions, System Transformation and Health Reform, GLS States and Project LAUNCH show projected funding based on program funding changes.

**Description of how funds are expended:**

These funds are expended directly to Tribes and tribal communities through competitive grant process.

**Department of Health and Human Services (HHS) – Substance use And Mental Health Services Administration (SAMHSA) – Substance Abuse Prevention**  
*Program Category: Health*

<b>Annual Budget and Appropriations (dollars in millions)</b>													
2023 President’s Budget Request		2023 Enacted				2024 President’s Budget Request		2024 Enacted			2025 President’s Budget Request		
Disc.	Mand.	Disc.	Mand.	Disaster Supp.	Advance Approps. for 2024	Disc.	Mand.	Disc.	Mand.	Advance Approps. for 2025	Disc.	Mand.	Advance Approps. for 2026
\$46	\$-	\$46	\$-	\$-	\$-	\$46	\$-	\$45.9	\$-	\$-	\$45.9	\$-	\$-

<b>Bipartisan Infrastructure Law (BIL) (dollars in millions)</b>					
2022 - 2023 Actual Obligations		2024+outyears Planned Obligations		Total	
Disc.	Mand.	Disc.	Mand.	Disc.	Mand.
\$-	\$-	\$-	\$-	\$-	\$-

<b>Inflation Reduction Act (IRA) (dollars in millions)</b>		
2022 - 2023 Actual Obligations	2024+outyears Planned Obligations	Total
\$-	\$-	\$-

**Description of major changes from 2024 Enacted in the 2025 President’s Budget Request:**

No major changes.

**Description of reported data:**

Substance Abuse Prevention programs such as Strategic Prevention Framework show projected funding based on program funding changes. The Tribal Behavioral Health Grant is funded with 100% of the program funds. Substance Abuse Treatment programs such as Tribal Opioid Response grants are funded with 100% of the program funds. The other Treatment programs such as the Substance Abuse Prevention and Treatment Block Grant and the Programs of Regional and National Significance show projected funding based on program funding changes.

**Description of how funds are expended:**

These funds are expended directly to Tribes and tribal communities through competitive grant process.

**Department of Health and Human Services (HHS) – Substance use And Mental Health Services Administration (SAMHSA) – Substance Abuse Prevention and Treatment Block Grant**  
*Program Category: Health*

<b>Annual Budget and Appropriations (dollars in millions)</b>													
2023 President’s Budget Request		2023 Enacted				2024 President’s Budget Request		2024 Enacted			2025 President’s Budget Request		
Disc.	Mand.	Disc.	Mand.	Disaster Supp.	Advance Approps. for 2024	Disc.	Mand.	Disc.	Mand.	Advance Approps. for 2025	Disc.	Mand.	Advance Approps. for 2026
\$0.9	\$-	\$0.9	\$-	\$-	\$-	\$0.9	\$-	\$0.9	\$-	\$-	\$0.9	\$-	\$-

<b>Bipartisan Infrastructure Law (BIL) (dollars in millions)</b>					
2022 - 2023 Actual Obligations		2024+outyears Planned Obligations		Total	
Disc.	Mand.	Disc.	Mand.	Disc.	Mand.
\$-	\$-	\$-	\$-	\$-	\$-

<b>Inflation Reduction Act (IRA) (dollars in millions)</b>		
2022 - 2023 Actual Obligations	2024+outyears Planned Obligations	Total
\$-	\$-	\$-

**Description of major changes from 2024 Enacted in the 2025 President’s Budget Request:**

\$0.05M increase from FY24 Enacted to the FY25 Budget.

**Description of reported data:**

Substance Abuse Prevention programs such as Strategic Prevention Framework show projected funding based on program funding changes. The Tribal Behavioral Health Grant is funded with 100% of the program funds. Substance Abuse Treatment programs such as Tribal Opioid Response grants are funded with 100% of the program funds. The other Treatment programs such as the Substance Abuse Prevention and Treatment Block Grant and the Programs of Regional and National Significance show projected funding based on program funding changes.

**Description of how funds are expended:**

These funds are expended directly to Tribes and tribal communities through competitive grant process.

**Department of Health and Human Services (HHS) – Substance use And Mental Health Services Administration (SAMHSA) – Substance Abuse Treatment**  
*Program Category: Health*

<b>Annual Budget and Appropriations (dollars in millions)</b>													
2023 President’s Budget Request		2023 Enacted				2024 President’s Budget Request		2024 Enacted			2025 President’s Budget Request		
Disc.	Mand.	Disc.	Mand.	Disaster Supp.	Advance Approps. for 2024	Disc.	Mand.	Disc.	Mand.	Advance Approps. for 2025	Disc.	Mand.	Advance Approps. for 2026
\$19	\$-	\$19	\$-	\$-	\$-	\$25	\$-	\$19	\$-	\$-	\$27.5	\$-	\$-

<b>Bipartisan Infrastructure Law (BIL) (dollars in millions)</b>					
2022 - 2023 Actual Obligations		2024+outyears Planned Obligations		Total	
Disc.	Mand.	Disc.	Mand.	Disc.	Mand.
\$-	\$-	\$-	\$-	\$-	\$-

<b>Inflation Reduction Act (IRA) (dollars in millions)</b>		
2022 - 2023 Actual Obligations	2024+outyears Planned Obligations	Total
\$-	\$-	\$-

**Description of major changes from 2024 Enacted in the 2025 President’s Budget Request:**

Substance Abuse Treatment has an overall increase of +\$8.52 million across Programs of Regional and National Significance.

**Description of reported data:**

Substance Abuse Prevention programs such as Strategic Prevention Framework show projected funding based on program funding changes. The Tribal Behavioral Health Grant is funded with 100% of the program funds. Substance Abuse Treatment programs such as Tribal Opioid Response grants are funded with 100% of the program funds. The other Treatment programs such as the Substance Abuse Prevention and Treatment Block Grant and the Programs of Regional and National Significance show projected funding based on program funding changes.

**Description of how funds are expended:**

These funds are expended directly to Tribes and tribal communities through competitive grant process.

**Department of Health and Human Services (HHS) – Substance use And Mental Health Services Administration (SAMHSA) – Tribal Opioid**

Response Grants

Program Category: Health

<b>Annual Budget and Appropriations (dollars in millions)</b>													
2023 President’s Budget Request		2023 Enacted				2024 President’s Budget Request		2024 Enacted			2025 President’s Budget Request		
Disc.	Mand.	Disc.	Mand.	Disaster Supp.	Advance Approps. for 2024	Disc.	Mand.	Disc.	Mand.	Advance Approps. for 2025	Disc.	Mand.	Advance Approps. for 2026
\$75	\$-	\$55	\$-	\$-	\$-	\$75	\$-	\$63	\$-	\$-	\$60	\$-	\$-

<b>Bipartisan Infrastructure Law (BIL) (dollars in millions)</b>					
2022 - 2023 Actual Obligations		2024+outyears Planned Obligations		Total	
Disc.	Mand.	Disc.	Mand.	Disc.	Mand.
\$-	\$-	\$-	\$-	\$-	\$-

<b>Inflation Reduction Act (IRA) (dollars in millions)</b>		
2022 - 2023 Actual Obligations	2024+outyears Planned Obligations	Total
\$-	\$-	\$-

**Description of major changes from 2024 Enacted in the 2025 President’s Budget Request:**

Decrease due to funding level for TOR.

**Description of reported data:**

Substance Abuse Prevention programs such as Strategic Prevention Framework show projected funding based on program funding changes. The Tribal Behavioral Health Grant is funded with 100% of the program funds. Substance Abuse Treatment programs such as Tribal Opioid Response grants are funded with 100% of the program funds. The other Treatment programs such as the Substance Abuse Prevention and Treatment Block Grant and the Programs of Regional and National Significance show projected funding based on program funding changes.

**Description of how funds are expended:**

These funds are expended directly to Tribes and tribal communities through competitive grant process.



**Department of Homeland Security (DHS) – Customs and Border Protection – CBP-Tribal Law Enforcement Weapons Training Facilities**

*Program Category: Education and training*

<b>Annual Budget and Appropriations (dollars in millions)</b>													
2023 President's Budget Request		2023 Enacted				2024 President's Budget Request		2024 Enacted			2025 President's Budget Request		
Disc.	Mand.	Disc.	Mand.	Disaster Supp.	Advance Approps. for 2024	Disc.	Mand.	Disc.	Mand.	Advance Approps. for 2025	Disc.	Mand.	Advance Approps. for 2026
\$-	\$-	\$-	\$-	\$-	\$-	\$-	\$-	\$4.5	\$-	\$-	\$-	\$-	\$-

<b>Bipartisan Infrastructure Law (BIL) (dollars in millions)</b>					
2022 - 2023 Actual Obligations		2024+outyears Planned Obligations		Total	
Disc.	Mand.	Disc.	Mand.	Disc.	Mand.
\$-	\$-	\$-	\$-	\$-	\$-

<b>Inflation Reduction Act (IRA) (dollars in millions)</b>		
2022 - 2023 Actual Obligations	2024+outyears Planned Obligations	Total
\$-	\$4.5	\$4.5

**Description of major changes from 2024 Enacted in the 2025 President's Budget Request:**

No major changes.

**Description of reported data:**

CBP received Inflation Reduction Act funding to build a net-zero firing range simulator at a CBP facility with established relationships with nearby Tribal Law Enforcement. We have additional opportunities for future years, pending DHS approval. The candidate facilities have strong ties with the neighboring Indian Territory Government and have partnered with Tribal Law Enforcement for shared use of the weapons qualification facilities. Construction of these proposed facilities will provide needed weapons qualification facilities to Tribal Law Enforcement in areas where there are limited firing range options.

**Description of how funds are expended:**

Funds have not yet been expended.

**Department of Homeland Security (DHS) – Customs and Border Protection – Tribal Border Roads**

*Program Category: Other*

<b>Annual Budget and Appropriations (dollars in millions)</b>													
2023 President’s Budget Request		2023 Enacted				2024 President’s Budget Request		2024 Enacted			2025 President’s Budget Request		
Disc.	Mand.	Disc.	Mand.	Disaster Supp.	Advance Approps. for 2024	Disc.	Mand.	Disc.	Mand.	Advance Approps. for 2025	Disc.	Mand.	Advance Approps. for 2026
\$-	\$-	\$5	\$-	\$-	\$-	\$-	\$-	\$-	\$-	\$-	\$-	\$-	\$-

<b>Bipartisan Infrastructure Law (BIL) (dollars in millions)</b>					
2022 - 2023 Actual Obligations		2024+outyears Planned Obligations		Total	
Disc.	Mand.	Disc.	Mand.	Disc.	Mand.
\$-	\$-	\$-	\$-	\$-	\$-

<b>Inflation Reduction Act (IRA) (dollars in millions)</b>		
2022 - 2023 Actual Obligations	2024+outyears Planned Obligations	Total
\$-	\$-	\$-

**Description of major changes from 2024 Enacted in the 2025 President’s Budget Request:**

The FY 2024 Budget includes a decrease of \$5M to the Tribal Border Roads. The base for this program is \$5M. This program change resets the funding for this program to FY 2023 President’s Budget levels.

**Description of reported data:**

The Consolidated Appropriations Act, 2023 sustained an increase of \$5M to support the interagency agreement between CBP to the Bureau of Indian Affairs for maintenance and repair of roads owned by the BIA, which are used by the U.S. Border Patrol to patrol.

**Description of how funds are expended:**

CBP does not plan to use the \$5M available for Tribal Border Roads in FY 2023. No operational impact is anticipated.

**Department of Homeland Security (DHS) – Departmental Management Operations – Tribal Affairs**

Program Category: Other

Annual Budget and Appropriations (dollars in millions)													
2023 President's Budget Request		2023 Enacted				2024 President's Budget Request		2024 Enacted			2025 President's Budget Request		
Disc.	Mand.	Disc.	Mand.	Disaster Supp.	Advance Approps. for 2024	Disc.	Mand.	Disc.	Mand.	Advance Approps. for 2025	Disc.	Mand.	Advance Approps. for 2026
\$0.6	\$-	\$-	\$-	\$-	\$-	\$-	\$-	\$-	\$-	\$-	\$-	\$-	\$-

Bipartisan Infrastructure Law (BIL) (dollars in millions)					
2022 - 2023 Actual Obligations		2024+outyears Planned Obligations		Total	
Disc.	Mand.	Disc.	Mand.	Disc.	Mand.
\$-	\$-	\$-	\$-	\$-	\$-

Inflation Reduction Act (IRA) (dollars in millions)		
2022 - 2023 Actual Obligations	2024+outyears Planned Obligations	Total
\$-	\$-	\$-

**Description of major changes from 2024 Enacted in the 2025 President's Budget Request:**

No change in the number of FTEs who deal with Native American-related activities. Costs increased due to a civilian pay raise of 4.6% and a minor increase in travel costs for tribal support. FY24 : The Office of Partnership and Engagement does not currently have any FTEs on board. FTE has departed, and OPE has verified that they are currently using Joint Duty Personnel to fulfill the duties required for this program as OPE does not currently have the funding.

**Description of reported data:**

The program office (DHS Office of Partnership and Engagement) considered all personnel who support Native American Efforts both directly and indirectly. Factors for calculating the cost included: time allocated to the effort, salary and benefits for contributors, estimated travel expenses, and estimated overhead expenses (rent, IT equipment, subscription services, etc.). The time allocation was assessed against each of the costs to determine an overall cost estimate. Some of these personnel are Joint Duty personnel. Direct Support: The individual supports Native American Affairs efforts 100% of the time (i.e. Director of Tribal Affairs). Indirect Support: This is not their primary job. The individual provides support thru committees or attends conferences (i.e. National Native American Law Enforcement Association, or NNALEA).

**Description of how funds are expended:**

Funds are expended as part of a federally run program.

**Department of Homeland Security (DHS) – Federal Emergency Management Agency (FEMA) – Tribal Cyber State and Local Funding - BIL - Tribal Cybersecurity Grant Program (TCGP)**  
*Program Category: Other*

<b>Annual Budget and Appropriations (dollars in millions)</b>													
2023 President’s Budget Request		2023 Enacted				2024 President’s Budget Request		2024 Enacted			2025 President’s Budget Request		
Disc.	Mand.	Disc.	Mand.	Disaster Supp.	Advance Approps. for 2024	Disc.	Mand.	Disc.	Mand.	Advance Approps. for 2025	Disc.	Mand.	Advance Approps. for 2026
\$-	\$-	\$-	\$-	\$-	\$-	\$-	\$-	\$-	\$-	\$-	\$-	\$-	\$-

<b>Bipartisan Infrastructure Law (BIL) (dollars in millions)</b>					
2022 - 2023 Actual Obligations		2024+outyears Planned Obligations		Total	
Disc.	Mand.	Disc.	Mand.	Disc.	Mand.
\$-	\$-	\$18.2	\$-	\$18.2	\$-

<b>Inflation Reduction Act (IRA) (dollars in millions)</b>		
2022 - 2023 Actual Obligations	2024+outyears Planned Obligations	Total
\$-	\$-	\$-

**Description of major changes from 2024 Enacted in the 2025 President’s Budget Request:**

The Infrastructure Investment and Jobs Act (IIJA) authorized and appropriated funding for cybersecurity grant program over four (4) years. The legislation directed that three (3) percent of appropriated funding shall be for tribal governments. For the entire program, Congress appropriated \$200M for FY 2022 and \$400M for FY 2023; three (3) percent of funding equates to \$6M and \$12M, respectively. This \$18M total will be awarded in FY 2024. To be eligible to receive TCGP funding, Tribes must be individually identified (including parenthetically) in the most recent list published pursuant to Section 104 of the Federally Recognized Indian Tribe List Act of 1994 (25 U.S.C. 5131).

**Description of reported data:**

TCGP funds will be awarded to tribal governments through a process that will be determined after tribal consultation. This process will be outlined in the TCGP Notice of Funding Opportunity (NOFO) which will tentatively be released in summer 2023.

**Description of how funds are expended:**

Funding is awarded directly to the Tribes. As outlined in the IIJA, allowable uses of funds include implementing the Cybersecurity Plan of the eligible entity, developing or revising the Cybersecurity Plan of the eligible entity, assisting with activities that address imminent cybersecurity threats, and any other appropriate activity determined by the DHS Secretary. Recipients can also use up to five percent of their grant award for management and administrative purposes.

**Department of Homeland Security (DHS) – Federal Emergency Management Agency (FEMA) – Tribal Homeland Security Grant Program (THSGP)**

Program Category: Other

Annual Budget and Appropriations (dollars in millions)													
2023 President’s Budget Request		2023 Enacted				2024 President’s Budget Request		2024 Enacted			2025 President’s Budget Request		
Disc.	Mand.	Disc.	Mand.	Disaster Supp.	Advance Approps. for 2024	Disc.	Mand.	Disc.	Mand.	Advance Approps. for 2025	Disc.	Mand.	Advance Approps. for 2026
\$15	\$-	\$15	\$-	\$-	\$-	\$15	\$-	\$13.5	\$-	\$-	\$15	\$-	\$-

Bipartisan Infrastructure Law (BIL) (dollars in millions)					
2022 - 2023 Actual Obligations		2024+outyears Planned Obligations		Total	
Disc.	Mand.	Disc.	Mand.	Disc.	Mand.
\$-	\$-	\$-	\$-	\$-	\$-

Inflation Reduction Act (IRA) (dollars in millions)		
2022 - 2023 Actual Obligations	2024+outyears Planned Obligations	Total
\$-	\$-	\$-

**Description of major changes from 2024 Enacted in the 2025 President’s Budget Request:**

The FY 2024 President's Budget request funds THSGP as a separate line item, and it was accompanied by a legislative proposal that would expand the current program beyond hazards related to terrorism. It would also make more Tribes eligible for the program. THSGP provides funding directly to Tribal Nations to enhance their ability to prevent, prepare for, protect against, respond to and recover from potential terrorist attacks and other hazards. Currently, to be eligible to receive THSGP funding, recipients must be directly eligible Tribes. Directly eligible Tribes are Federally recognized Tribes that meet the criteria set forth in Section 2001 of the Homeland Security Act of 2002, as amended (6 U.S.C. § 601). Among these eligibility criteria, a Tribe can qualify as a directly eligible Tribe if it is located on or near (within 100 miles) an international border or a coastline bordering an ocean or international waters, along with meeting other criteria, including a requirement that the Tribe operates a law enforcement or emergency response agency.

**Description of reported data:**

THSGP funds are allocated based on the following factors: 1. Eligibility as defined by the Homeland Security Act of 2002, as amended, and self-certification by the applicant. 2. THSGP recipients will be selected for funding through a competitive review process as outlined in the FY 2024 THSGP Notice of Funding Opportunity (NOFO). 3. Applicants will receive a 20% increase to their scores for addressing one or more of the following six national priorities in their investment justifications (IJs): 1) Enhancing cybersecurity; 2) Enhancing the protection of soft targets/crowded places; 3) Combating domestic violent extremism; 4) Enhancing information and intelligence sharing and analysis, and cooperation with federal agencies including DHS; 5) Enhancing community preparedness and resilience; and 6) Enhancing election security. 4. Effectiveness: THSGP IJs are evaluated

through a competitive review process for completeness, adherence to programmatic guidelines and the anticipated effectiveness of each proposed investment.

**Description of how funds are expended:**

Funding is provided directly to the Tribes. Where allowable and in accordance with, the Notice of Funding Opportunity (NOFO), Preparedness Grants Manual (PGM), applicable Information Bulletins (IBs), and the Authorized Equipment List (AEL), funds may be used for a variety of planning activities, organizational activities, equipment purchases, training, exercises, personnel costs, maintenance and sustainment (including maintenance contracts, repair and replacement costs, upgrades, and user fees.). Additionally, no more than a maximum of five percent (5%) of funds awarded may be retained by the tribal recipient for management and administration (M&A) purposes associated with the grant award.

**Department of Homeland Security (DHS) – Immigration and Customs Enforcement – Shadow Wolves Enhancement**

*Program Category: Other*

<b>Annual Budget and Appropriations (dollars in millions)</b>													
2023 President's Budget Request		2023 Enacted				2024 President's Budget Request		2024 Enacted			2025 President's Budget Request		
Disc.	Mand.	Disc.	Mand.	Disaster Supp.	Advance Approps. for 2024	Disc.	Mand.	Disc.	Mand.	Advance Approps. for 2025	Disc.	Mand.	Advance Approps. for 2026
\$-	\$-	\$6.5	\$-	\$-	\$-	\$-	\$-	\$4.1	\$-	\$-	\$-	\$-	\$-

<b>Bipartisan Infrastructure Law (BIL) (dollars in millions)</b>					
2022 - 2023 Actual Obligations		2024+outyears Planned Obligations		Total	
Disc.	Mand.	Disc.	Mand.	Disc.	Mand.
\$-	\$-	\$-	\$-	\$-	\$-

<b>Inflation Reduction Act (IRA) (dollars in millions)</b>		
2022 - 2023 Actual Obligations	2024+outyears Planned Obligations	Total
\$-	\$-	\$-

**Description of major changes from 2024 Enacted in the 2025 President's Budget Request:**

No major changes.

**Description of reported data:**

HSI uses an activity-based cost model to calculate and project its spending on Shadow Wolves investigations.

**Description of how funds are expended:**

HSI does not have a set aside for programs and activities serving Native Americans and Alaska Natives (AI/AN). During fiscal year 2023, HSI special agents expended approximately \$6.5M toward Shadow Wolves investigations. In fiscal year 2024, as of July 28, 2024, HSI special agents expended approximately \$4.1M toward Shadow Wolves investigations.

**Department of Housing and Urban Development (HUD) – Indian Community Development Block Grant (CDBG)**

*Program Category: Housing and community development*

<b>Annual Budget and Appropriations (dollars in millions)</b>													
2023 President’s Budget Request		2023 Enacted				2024 President’s Budget Request		2024 Enacted			2025 President’s Budget Request		
Disc.	Mand.	Disc.	Mand.	Disaster Supp.	Advance Approps. for 2024	Disc.	Mand.	Disc.	Mand.	Advance Approps. for 2025	Disc.	Mand.	Advance Approps. for 2026
\$70	\$-	\$75	\$-	\$-	\$-	\$75	\$-	\$75	\$-	\$-	\$75	\$-	\$-

<b>Bipartisan Infrastructure Law (BIL) (dollars in millions)</b>					
2022 - 2023 Actual Obligations		2024+outyears Planned Obligations		Total	
Disc.	Mand.	Disc.	Mand.	Disc.	Mand.
\$-	\$-	\$-	\$-	\$-	\$-

<b>Inflation Reduction Act (IRA) (dollars in millions)</b>		
2022 - 2023 Actual Obligations	2024+outyears Planned Obligations	Total
\$-	\$-	\$-

**Description of major changes from 2024 Enacted in the 2025 President’s Budget Request:**

No major changes.

**Description of reported data:**

All program funds are provided to American Indian and Alaska Native communities. The President's FY 2025 Budget proposes \$75 million, of which \$70 million is for single purpose grants and \$5 million is for imminent threat grants.

**Description of how funds are expended:**

Single purpose grants are awarded on a competitive basis and imminent threat grants are awarded on a first-come, first-served basis for qualifying disasters and other emergencies. Single purpose grants are distributed annually to Indian Tribes through a Notice of Funding Opportunity. Beneficiaries are primarily low- and moderate-income families. Projects in Indian Country tend to focus on affordable housing rehabilitation, and construction of community buildings and infrastructure.



**Department of Housing and Urban Development (HUD) – Indian Housing Loan Guarantee**

*Program Category: Housing and community development*

<b>Annual Budget and Appropriations (dollars in millions)</b>													
2023 President’s Budget Request		2023 Enacted				2024 President’s Budget Request		2024 Enacted			2025 President’s Budget Request		
Disc.	Mand.	Disc.	Mand.	Disaster Supp.	Advance Approps. for 2024	Disc.	Mand.	Disc.	Mand.	Advance Approps. for 2025	Disc.	Mand.	Advance Approps. for 2026
\$5.5	\$-	\$5.5	\$-	\$-	\$-	\$0.9	\$-	\$1.5	\$-	\$-	\$2	\$-	\$-

<b>Bipartisan Infrastructure Law (BIL) (dollars in millions)</b>					
2022 - 2023 Actual Obligations		2024+outyears Planned Obligations		Total	
Disc.	Mand.	Disc.	Mand.	Disc.	Mand.
\$-	\$-	\$-	\$-	\$-	\$-

<b>Inflation Reduction Act (IRA) (dollars in millions)</b>		
2022 - 2023 Actual Obligations	2024+outyears Planned Obligations	Total
\$-	\$-	\$-

**Description of major changes from 2024 Enacted in the 2025 President’s Budget Request:**

If the President's FY 2025 Budget proposal is enacted, the Section 184 authorizing statute would be amended to permit HUD to expand the program service area to all Tribal members regardless of where they purchase a home. While the original program served only Tribal members on reservation/trust lands, an expansion initiated in the early 2000s to include HUD-designated "Indian areas" resulted in a service area covering approximately 75 percent of the total Native American population. The credit subsidy and loan commitment requests are representative of the expansion efforts.

**Description of reported data:**

All loan guarantees are provided to benefit American Indians and Alaska Natives.

**Description of how funds are expended:**

Under this program, HUD guarantees private mortgages made in Indian Country. This program is the primary vehicle to access market-rate, private mortgage capital in Indian Country, and helps Indian Tribes promote the development of sustainable reservation communities by making homeownership a realistic option for tribal members. As required by the Federal Credit Reform Act of 1990, loan administration and subsidy costs associated with loan guarantees are recorded in the Indian Housing Loan Guarantee Fund program account, with subsidy accruals transferred to the Indian Housing Loan Guarantee Fund financing account to support obligations.

**Department of Housing and Urban Development (HUD) – Loan Level [Non-Add] - Indian Housing Loan Guarantee**

*Program Category: Housing and community development*

<b>Annual Budget and Appropriations (dollars in millions)</b>													
2023 President’s Budget Request		2023 Enacted				2024 President’s Budget Request		2024 Enacted			2025 President’s Budget Request		
Disc.	Mand.	Disc.	Mand.	Disaster Supp.	Advance Approps. for 2024	Disc.	Mand.	Disc.	Mand.	Advance Approps. for 2025	Disc.	Mand.	Advance Approps. for 2026
\$[1,400.0]	\$[-]	\$[-]	\$[-]	\$[-]	\$[-]	\$[1,200.0]	\$[-]	\$[1,800.0]	\$[-]	\$[-]	\$[1,200.0]	\$[-]	\$[-]

<b>Bipartisan Infrastructure Law (BIL) (dollars in millions)</b>					
2022 - 2023 Actual Obligations		2024+outyears Planned Obligations		Total	
Disc.	Mand.	Disc.	Mand.	Disc.	Mand.
\$[-]	\$[-]	\$[-]	\$[-]	\$[-]	\$[-]

<b>Inflation Reduction Act (IRA) (dollars in millions)</b>		
2022 - 2023 Actual Obligations	2024+outyears Planned Obligations	Total
\$[-]	\$[-]	\$[-]

**Description of major changes from 2024 Enacted in the 2025 President’s Budget Request:**

If the President's FY 2025 Budget proposal is enacted, the Section 184 authorizing statute would be amended to permit HUD to expand the program service area to all Tribal members regardless of where they purchase a home. While the original program served only Tribal members on reservation/trust lands, an expansion initiated in the early 2000s to include HUD-designated "Indian areas" resulted in a service area covering approximately 75 percent of the total Native American population. The credit subsidy and loan commitment requests are representative of the expansion efforts.

**Description of reported data:**

All loan guarantees are provided to benefit American Indians and Alaska Natives.

**Description of how funds are expended:**

Under this program, HUD guarantees private mortgages made in Indian Country. This program is the primary vehicle to access market-rate, private mortgage capital in Indian Country, and helps Indian Tribes promote the development of sustainable reservation communities by making homeownership a realistic option for Tribal members. As required by the Federal Credit Reform Act of 1990, loan administration and subsidy costs associated with loan guarantees are recorded in the Indian Housing Loan Guarantee Fund program account, with subsidy accruals transferred to the Indian Housing Loan Guarantee Fund financing account to support obligations.

**Department of Housing and Urban Development (HUD)** – Native American Housing Block Grant - Loan Level [Non-Add] - Title VI Loan Guarantee  
*Program Category: Housing and community development*

<b>Annual Budget and Appropriations (dollars in millions)</b>													
2023 President's Budget Request		2023 Enacted				2024 President's Budget Request		2024 Enacted			2025 President's Budget Request		
Disc.	Mand.	Disc.	Mand.	Disaster Supp.	Advance Approps. for 2024	Disc.	Mand.	Disc.	Mand.	Advance Approps. for 2025	Disc.	Mand.	Advance Approps. for 2026
\$[50.0]	\$[-]	\$[-]	\$[-]	\$[-]	\$[-]	\$[25.0]	\$[-]	\$[50.0]	\$[-]	\$[-]	\$[25.0]	\$[-]	\$[-]

<b>Bipartisan Infrastructure Law (BIL) (dollars in millions)</b>					
2022 - 2023 Actual Obligations		2024+outyears Planned Obligations		Total	
Disc.	Mand.	Disc.	Mand.	Disc.	Mand.
\$[-]	\$[-]	\$[-]	\$[-]	\$[-]	\$[-]

<b>Inflation Reduction Act (IRA) (dollars in millions)</b>		
2022 - 2023 Actual Obligations	2024+outyears Planned Obligations	Total
\$[-]	\$[-]	\$[-]

**Description of major changes from 2024 Enacted in the 2025 President's Budget Request:**

If the President's FY 2025 Budget proposal is enacted, the maximum loan level in 2025 would be \$25 million rather than \$50 million. This change is proposed in light of the change to appropriations language starting in 2023 that permits unused loan level from one appropriation to be carried into the next year.

**Description of reported data:**

All loan guarantees are provided to American Indian and Alaska Native communities.

**Description of how funds are expended:**

This program guarantees private loans made to Native American Housing Block Grant (NAHBG) recipients that want to finance additional grant-eligible affordable housing and related community development projects. Tribes and Tribally Designated Housing Entities can use a variety of funding sources in combination with Title VI financing. The maximum guaranteed amount is limited to approximately five times the need portion of the NAHBG award and HUD guarantees 95 percent of the outstanding loan.

**Department of Housing and Urban Development (HUD)** – Native American Housing Block Grant - Native American Programs

*Program Category: Housing and community development*

<b>Annual Budget and Appropriations (dollars in millions)</b>													
2023 President's Budget Request		2023 Enacted				2024 President's Budget Request		2024 Enacted			2025 President's Budget Request		
Disc.	Mand.	Disc.	Mand.	Disaster Supp.	Advance Approps. for 2024	Disc.	Mand.	Disc.	Mand.	Advance Approps. for 2025	Disc.	Mand.	Advance Approps. for 2026
\$930	\$-	\$945	\$-	\$-	\$-	\$978	\$-	\$1269	\$-	\$-	\$978	\$-	\$-

<b>Bipartisan Infrastructure Law (BIL) (dollars in millions)</b>					
2022 - 2023 Actual Obligations		2024+outyears Planned Obligations		Total	
Disc.	Mand.	Disc.	Mand.	Disc.	Mand.
\$-	\$-	\$-	\$-	\$-	\$-

<b>Inflation Reduction Act (IRA) (dollars in millions)</b>		
2022 - 2023 Actual Obligations	2024+outyears Planned Obligations	Total
\$-	\$-	\$-

**Description of major changes from 2024 Enacted in the 2025 President's Budget Request:**

If the President's FY 2025 Budget proposal is enacted, the appropriation language would be amended to provide the Secretary with discretion to reprogram Title VI subsidy budget authority deemed in excess of current year demand.

**Description of reported data:**

All program funds are provided to American Indian and Alaska Native communities. The President's FY 2025 Budget proposes \$820 million for formula grants, \$150 million for competitive grants, \$7 million for training and technical assistance (T&TA), and \$1 million in credit subsidy for the Title VI Loan Guarantee program.

**Description of how funds are expended:**

The Native American Housing Block Grant program is the primary means by which the Federal Government fulfills its trust responsibilities to provide adequate housing to Native Americans and is the single largest source of Indian housing assistance. Recipients are federally recognized Indian Tribes, Tribally Designated Housing Entities (TDHEs), and a limited number of State-recognized Indian Tribes. Flexibility inherent in this self-determination program enables Indian Tribes to design, develop, and operate their own affordable housing programs based on local needs and customs. Formula grants, which account for the largest share of funding, are distributed annually and fund affordable housing activities (e.g., new housing construction, rehabilitation, and housing services). The formula was developed in consultation with Indian Tribes under statutorily mandated negotiated rulemaking. Competitive grants are awarded through a Notice of Funding Opportunity. T&TA funds are used to provide

training and targeted technical assistance to Tribes and TDHEs to help them navigate complex regulatory requirements, promote best practices that support development in Indian Country, encourage innovative methods of construction, management, and finance, etc.

**Department of Housing and Urban Development (HUD) – Tribal HUD-VA Supportive Housing [Non-Add]**

*Program Category: Housing and community development*

<b>Annual Budget and Appropriations (dollars in millions)</b>													
2023 President's Budget Request		2023 Enacted				2024 President's Budget Request		2024 Enacted			2025 President's Budget Request		
Disc.	Mand.	Disc.	Mand.	Disaster Supp.	Advance Approps. for 2024	Disc.	Mand.	Disc.	Mand.	Advance Approps. for 2025	Disc.	Mand.	Advance Approps. for 2026
\$[5.0]	\$[-]	\$[-]	\$[-]	\$[-]	\$[-]	\$[5.0]	\$[-]	\$[7.5]	\$[-]	\$[-]	\$[5.0]	\$[-]	\$[-]

<b>Bipartisan Infrastructure Law (BIL) (dollars in millions)</b>					
2022 - 2023 Actual Obligations		2024+outyears Planned Obligations		Total	
Disc.	Mand.	Disc.	Mand.	Disc.	Mand.
\$[-]	\$[-]	\$[-]	\$[-]	\$[-]	\$[-]

<b>Inflation Reduction Act (IRA) (dollars in millions)</b>		
2022 - 2023 Actual Obligations	2024+outyears Planned Obligations	Total
\$[-]	\$[-]	\$[-]

**Description of major changes from 2024 Enacted in the 2025 President's Budget Request:**

No major changes.

**Description of reported data:**

All program funds are provided to American Indian and Alaska Native Veterans.

**Description of how funds are expended:**

This program provides rental assistance and supportive services to Native American Veterans who are -- or are at risk of becoming -- homeless in Indian Country. It provides renewal grants to Indian Tribes or tribally designated housing entities, which partner with the Department of Veterans Affairs to provide case management and services to eligible Native American Veterans. Although the program is modeled after the HUD-Veterans Affairs Supportive Housing (HUD-VASH) program, Tribal HUD-VASH funds are administered in accordance with Native American Housing Assistance and Self-Determination Act of 1996 instead of those of the Housing Choice Voucher program (which govern the larger HUD-VASH program).

**Department of Justice (DOJ) – Bureau of Prisons – Bureau of Prisons**

*Program Category: Justice*

<b>Annual Budget and Appropriations (dollars in millions)</b>													
2023 President's Budget Request		2023 Enacted				2024 President's Budget Request		2024 Enacted			2025 President's Budget Request		
Disc.	Mand.	Disc.	Mand.	Disaster Supp.	Advance Approps. for 2024	Disc.	Mand.	Disc.	Mand.	Advance Approps. for 2025	Disc.	Mand.	Advance Approps. for 2026
\$202	\$-	\$180	\$-	\$-	\$-	\$180	\$-	\$210	\$-	\$-	\$210	\$-	\$-

<b>Bipartisan Infrastructure Law (BIL) (dollars in millions)</b>					
2022 - 2023 Actual Obligations		2024+outyears Planned Obligations		Total	
Disc.	Mand.	Disc.	Mand.	Disc.	Mand.
\$-	\$-	\$-	\$-	\$-	\$-

<b>Inflation Reduction Act (IRA) (dollars in millions)</b>		
2022 - 2023 Actual Obligations	2024+outyears Planned Obligations	Total
\$-	\$-	\$-

**Description of major changes from 2024 Enacted in the 2025 President's Budget Request:**

No changes.

**Description of reported data:**

The funding is determined by multiplying the number of Native Americans in BOP's custody by average per capita cost.

**Description of how funds are expended:**

The funding is expended for the security and care (food, medical, etc.) of Native Americans in BOP's custody.

**Department of Justice (DOJ) – Civil Division – Radiation Exposure Compensation Act (RECA)**

*Program Category: Justice*

<b>Annual Budget and Appropriations (dollars in millions)</b>													
2023 President's Budget Request		2023 Enacted				2024 President's Budget Request		2024 Enacted			2025 President's Budget Request		
Disc.	Mand.	Disc.	Mand.	Disaster Supp.	Advance Approps. for 2024	Disc.	Mand.	Disc.	Mand.	Advance Approps. for 2025	Disc.	Mand.	Advance Approps. for 2026
\$0.2	\$8.5	\$0.2	\$8.5	\$-	\$-	\$0.2	\$8.5	\$0.2	\$8.5	\$-	\$0.4	\$2.1	\$-

<b>Bipartisan Infrastructure Law (BIL) (dollars in millions)</b>					
2022 - 2023 Actual Obligations		2024+outyears Planned Obligations		Total	
Disc.	Mand.	Disc.	Mand.	Disc.	Mand.
\$-	\$-	\$-	\$-	\$-	\$-

<b>Inflation Reduction Act (IRA) (dollars in millions)</b>		
2022 - 2023 Actual Obligations	2024+outyears Planned Obligations	Total
\$-	\$-	\$-

**Description of major changes from 2024 Enacted in the 2025 President's Budget Request:**

The Native American funding activity in the Civil Division is within the Radiation Exposure Compensation Act (RECA) program. Funding for Native American activities are associated with the percentage of claims received and processed by the RECA program that are from Native Americans. Discretionary spending for administration of the program is less than a million dollars annually. Mandatory spending is for Section 4 claim payments. The RECA program sunset on June 7, 2024, however ongoing claims adjudication is expected to continue through FY 2025.

**Description of reported data:**

The Civil Division's Office of Management Information (OMI) maintains a database that tracks all relevant information and statistics associated with the RECA program. The budget staff leverages OMI's database to determine total claims processed by the Native American population. This number is taken and divided by the total claims processed for the whole program. The budget staff also works with the Office of Litigation Support (OLS) staff to calculate the total contractor resources that are dedicated to Native American claimants. The percentage calculated for the Native American claims is applied to the annual contractor expenses. This methodology is applied to mandatory and discretionary spending.

**Description of how funds are expended:**

Funds for the RECA program's administrative expenses are appropriated to the Civil Division on an annual basis through the General Legal Activities (GLA) appropriation. The funds are tracked using Treasury Account 15 23 0128, Fund Code 0128ADIR. Majority of the discretionary costs incurred by the Civil Division are personnel expenses. Mandatory costs are for payments on Section 4 claims.



**Department of Justice (DOJ) – Community Oriented Policing Services – Tribal Access Program (TAP)**

*Program Category: Justice*

<b>Annual Budget and Appropriations (dollars in millions)</b>													
2023 President's Budget Request		2023 Enacted				2024 President's Budget Request		2024 Enacted			2025 President's Budget Request		
Disc.	Mand.	Disc.	Mand.	Disaster Supp.	Advance Approps. for 2024	Disc.	Mand.	Disc.	Mand.	Advance Approps. for 2025	Disc.	Mand.	Advance Approps. for 2026
\$6	\$-	\$4	\$-	\$-	\$-	\$6	\$-	\$4	\$-	\$-	\$6	\$-	\$-

<b>Bipartisan Infrastructure Law (BIL) (dollars in millions)</b>					
2022 - 2023 Actual Obligations		2024+outyears Planned Obligations		Total	
Disc.	Mand.	Disc.	Mand.	Disc.	Mand.
\$-	\$-	\$-	\$-	\$-	\$-

<b>Inflation Reduction Act (IRA) (dollars in millions)</b>		
2022 - 2023 Actual Obligations	2024+outyears Planned Obligations	Total
\$-	\$-	\$-

**Description of major changes from 2024 Enacted in the 2025 President's Budget Request:**

No major changes for FY 2025.

**Description of reported data:**

Totals include funding for the Tribal Access Program and the Tribal Resources Grant Program in each year.

**Description of how funds are expended:**

COPS funding is provided directly to tribal law enforcement agencies through a discretionary grant program. Funding may be used to hire or rehire tribal law enforcement officers, or for equipment, training and/or technical assistance, and anti-methamphetamine activities.

**Department of Justice (DOJ) – Community Oriented Policing Services – Tribal Resources Grant Program**

*Program Category: Justice*

<b>Annual Budget and Appropriations (dollars in millions)</b>													
2023 President's Budget Request		2023 Enacted				2024 President's Budget Request		2024 Enacted			2025 President's Budget Request		
Disc.	Mand.	Disc.	Mand.	Disaster Supp.	Advance Approps. for 2024	Disc.	Mand.	Disc.	Mand.	Advance Approps. for 2025	Disc.	Mand.	Advance Approps. for 2026
\$40	\$-	\$34	\$-	\$-	\$-	\$40	\$-	\$34	\$-	\$-	\$37	\$-	\$-

<b>Bipartisan Infrastructure Law (BIL) (dollars in millions)</b>					
2022 - 2023 Actual Obligations		2024+outyears Planned Obligations		Total	
Disc.	Mand.	Disc.	Mand.	Disc.	Mand.
\$-	\$-	\$-	\$-	\$-	\$-

<b>Inflation Reduction Act (IRA) (dollars in millions)</b>		
2022 - 2023 Actual Obligations	2024+outyears Planned Obligations	Total
\$-	\$-	\$-

**Description of major changes from 2024 Enacted in the 2025 President's Budget Request:**

No major changes for FY 2025.

**Description of reported data:**

Totals include funding for the Tribal Access Program and the Tribal Resources Grant Program in each year.

**Description of how funds are expended:**

COPS funding is provided directly to tribal law enforcement agencies through a discretionary grant program. Funding may be used to hire or rehire tribal law enforcement officers, or for equipment, training and/or technical assistance, and anti-methamphetamine activities.

**Department of Justice (DOJ) – Criminal Division – Native American-Related Investigations and Prosecutions**

*Program Category: Justice*

<b>Annual Budget and Appropriations (dollars in millions)</b>													
2023 President’s Budget Request		2023 Enacted				2024 President’s Budget Request		2024 Enacted			2025 President’s Budget Request		
Disc.	Mand.	Disc.	Mand.	Disaster Supp.	Advance Approps. for 2024	Disc.	Mand.	Disc.	Mand.	Advance Approps. for 2025	Disc.	Mand.	Advance Approps. for 2026
\$1.8	\$-	\$2	\$-	\$-	\$-	\$4.7	\$-	\$4.5	\$-	\$-	\$4.3	\$-	\$-

<b>Bipartisan Infrastructure Law (BIL) (dollars in millions)</b>					
2022 - 2023 Actual Obligations		2024+outyears Planned Obligations		Total	
Disc.	Mand.	Disc.	Mand.	Disc.	Mand.
\$-	\$-	\$-	\$-	\$-	\$-

<b>Inflation Reduction Act (IRA) (dollars in millions)</b>		
2022 - 2023 Actual Obligations	2024+outyears Planned Obligations	Total
\$-	\$-	\$-

**Description of major changes from 2024 Enacted in the 2025 President’s Budget Request:**

No major changes for FY 2025. Changes in FY 2024 are the result of increased funding levels overall, some of which are temporary, such as the Criminal Division’s assistance with McGirt casework. Changes in FY 2024 are not the result of policy changes within the Criminal Division for additional Indian Country/Native American work.

**Description of reported data:**

The Native American Funding crosscut, like most of the Criminal Division's crosscuts, is calculated by applying percentages reported by each Section to their respective resources. The Division gathers these percentages on an annual basis. That calculation is made across all Sections with their respective percentages and resources and then added together to determine the crosscut total. For this crosscut, there are six Sections within the Division that report doing Native American-related work.

**Description of how funds are expended:**

The Criminal Division does not have specific/dedicated Native American funding – consistent with the response above, six Sections within the Division report doing a small amount of Native American-related work, and the percentage of their work in this area is applied to their respective resources to calculate their crosscut data. This work is expended from direct funds consistent with all other direct-funded work done by the Division.

**Department of Justice (DOJ) – Environment and Natural Resources Division (ENRD) – Environment and Natural Resources Division (ENRD)**

*Program Category: Natural resources and environment*

<b>Annual Budget and Appropriations (dollars in millions)</b>													
2023 President’s Budget Request		2023 Enacted				2024 President’s Budget Request		2024 Enacted			2025 President’s Budget Request		
Disc.	Mand.	Disc.	Mand.	Disaster Supp.	Advance Approps. for 2024	Disc.	Mand.	Disc.	Mand.	Advance Approps. for 2025	Disc.	Mand.	Advance Approps. for 2026
\$5.3	\$-	\$5.3	\$-	\$-	\$-	\$5.5	\$-	\$4.2	\$-	\$-	\$6.8	\$-	\$-

<b>Bipartisan Infrastructure Law (BIL) (dollars in millions)</b>					
2022 - 2023 Actual Obligations		2024+outyears Planned Obligations		Total	
Disc.	Mand.	Disc.	Mand.	Disc.	Mand.
\$-	\$-	\$-	\$-	\$-	\$-

<b>Inflation Reduction Act (IRA) (dollars in millions)</b>		
2022 - 2023 Actual Obligations	2024+outyears Planned Obligations	Total
\$-	\$-	\$-

**Description of major changes from 2024 Enacted in the 2025 President’s Budget Request:**

ENRD received a \$5.7M reduction to its Current Services baseline in FY 2024. This funding reduction in FY 2024 impacted the Indian Country crosscut, decreasing the FY 2024 Enacted amount by \$1.3M compared to the PB 2024 Submission. The PB 2025 Indian Country crosscut submission (\$6.8M) was based on FY 2023 funded levels and does not factor in ENRDs new Current Services baseline (\$5.7M less). Unless ENRD receives an additional \$5.7M in FY 2025 to offset the reduction in FY 2024, along with all appropriate annualization and pay raise costs, ENRDs Indian Country crosscut will more than likely resemble the FY 2024 Enacted amounts (\$4.2M).

**Description of reported data:**

Budgetary resources devoted to litigation for the benefit of Indian Tribes and individual Indians. Represents percent of total GLA budget devoted to Indian Resources Section cases and Natural Resources Section tribal trust cases.

**Description of how funds are expended:**

The Environment and Natural Resources Division fulfills the Federal Government's responsibility to litigate for the benefit of Indian Tribes and individual Indians. Most of this litigation relates to either defending agency programs relating to Tribes or protecting the more than 60 million acres of land that the United States holds for Tribes.

**Department of Justice (DOJ) – Federal Bureau of Investigation – Federal Bureau of Investigation**

*Program Category: Justice*

<b>Annual Budget and Appropriations (dollars in millions)</b>													
2023 President’s Budget Request		2023 Enacted				2024 President’s Budget Request		2024 Enacted			2025 President’s Budget Request		
Disc.	Mand.	Disc.	Mand.	Disaster Supp.	Advance Approps. for 2024	Disc.	Mand.	Disc.	Mand.	Advance Approps. for 2025	Disc.	Mand.	Advance Approps. for 2026
\$84.6	\$-	\$78.7	\$-	\$-	\$-	\$82.9	\$-	\$80.2	\$-	\$-	\$82.4	\$-	\$-

<b>Bipartisan Infrastructure Law (BIL) (dollars in millions)</b>					
2022 - 2023 Actual Obligations		2024+outyears Planned Obligations		Total	
Disc.	Mand.	Disc.	Mand.	Disc.	Mand.
\$-	\$-	\$-	\$-	\$-	\$-

<b>Inflation Reduction Act (IRA) (dollars in millions)</b>		
2022 - 2023 Actual Obligations	2024+outyears Planned Obligations	Total
\$-	\$-	\$-

**Description of major changes from 2024 Enacted in the 2025 President’s Budget Request:**

No major changes for FY 2025.

**Description of reported data:**

The non-personnel amount is determined based on programmatic requirements. The personnel amounts are based on the FBI’s actual and projected workload specifically related to Native American Tribes, communities, and individuals.

**Description of how funds are expended:**

The funding is expended to support specific FBI programmatic responsibilities, provide tribal assistance, support State & Local partners on the FBI’s Safe Trails Task Forces, and provide pay & benefits for the FBI personnel specifically working on these efforts.

**Department of Justice (DOJ) – National Institute of Justice – NIJ Research, Evaluation and Technical Assistance (RETA)**

*Program Category: Justice*

<b>Annual Budget and Appropriations (dollars in millions)</b>													
2023 President’s Budget Request		2023 Enacted				2024 President’s Budget Request		2024 Enacted			2025 President’s Budget Request		
Disc.	Mand.	Disc.	Mand.	Disaster Supp.	Advance Approps. for 2024	Disc.	Mand.	Disc.	Mand.	Advance Approps. for 2025	Disc.	Mand.	Advance Approps. for 2026
\$-	\$-	\$1	\$-	\$-	\$-	\$-	\$-	\$-	\$-	\$-	\$-	\$-	\$-

<b>Bipartisan Infrastructure Law (BIL) (dollars in millions)</b>					
2022 - 2023 Actual Obligations		2024+outyears Planned Obligations		Total	
Disc.	Mand.	Disc.	Mand.	Disc.	Mand.
\$-	\$-	\$-	\$-	\$-	\$-

<b>Inflation Reduction Act (IRA) (dollars in millions)</b>		
2022 - 2023 Actual Obligations	2024+outyears Planned Obligations	Total
\$-	\$-	\$-

**Description of major changes from 2024 Enacted in the 2025 President’s Budget Request:**

To date, NIJ has not made any additional tribal justice-related awards in FY 2024 and no additional funding is requested for FY 2025

**Description of reported data:**

In FY 2023, NIJ committed \$1 million to support research on violence against American Indian/Alaska Natives at extraction sites. This funding supports a study that will document the current state of knowledge and understanding of the relationship between extractive industries and crime and violence experienced by Indigenous peoples in the United States. The study report will detail extractive industries and their entailments, along with crime and victimization rates before, during, and after extraction efforts began. The study also includes a review of legislation and court cases involving extractive industries impacting Indigenous peoples and documenting justice and the tribal system response. Completion of the study is expected in late 2025. The remainder of this funding supports further studies to fill in the key gaps in the research identified by this initial study. OJP cannot provide additional figures on tribal justice related activities in its budget requests due to the structure of NIJ's funding. Under OJP's current appropriations structure, NIJ receives its funding from two primary sources: the Research, Development, and Evaluation Programs line item and a general provision authorizing a set aside from most of OJP's discretionary funding to support research, evaluation, and statistics (RES) activities. Funding from either of these sources can be allocated to any activities NIJ is authorized to carry out. This allocation is outlined in OJP's Congressional-mandated spending plan and then shaped by the grants process itself. The grant solicitations issued each year and the number and quality of grant applications received decides the final allocation of funding. Since all of these factors vary over time, funding levels may vary considerably fiscal year to fiscal year.

**Description of how funds are expended:**

Direct service programs – study implementation

**Department of Justice (DOJ) – Office of Justice Programs – Tribal Access Program**

*Program Category: Justice*

<b>Annual Budget and Appropriations (dollars in millions)</b>													
2023 President’s Budget Request		2023 Enacted				2024 President’s Budget Request		2024 Enacted			2025 President’s Budget Request		
Disc.	Mand.	Disc.	Mand.	Disaster Supp.	Advance Approps. for 2024	Disc.	Mand.	Disc.	Mand.	Advance Approps. for 2025	Disc.	Mand.	Advance Approps. for 2026
\$-	\$-	\$-	\$-	\$-	\$-	\$5	\$-	\$-	\$-	\$-	\$-	\$-	\$-

<b>Bipartisan Infrastructure Law (BIL) (dollars in millions)</b>					
2022 - 2023 Actual Obligations		2024+outyears Planned Obligations		Total	
Disc.	Mand.	Disc.	Mand.	Disc.	Mand.
\$-	\$-	\$-	\$-	\$-	\$-

<b>Inflation Reduction Act (IRA) (dollars in millions)</b>		
2022 - 2023 Actual Obligations	2024+outyears Planned Obligations	Total
\$-	\$-	\$-

**Description of major changes from 2024 Enacted in the 2025 President’s Budget Request:**

No major changes for the FY 2025 Budget compared to FY 2024 Enacted.

**Description of reported data:**

Discretionary funding levels for the Enacted and Budget columns is computed by totaling the discretionary funding for OJP's three dedicated tribal assistance programs - the Tribal Assistance program, the Tribal Access Program, and the Tribal Youth Program. (While Tribes are eligible to compete for funding under most of OJP's competitive discretionary grant programs, participation by Tribes in most of these programs is very limited and cannot be accurately predicted in advance.)

**Description of how funds are expended:**

No activity is anticipated for this program as it has not been funded.



**Department of Justice (DOJ) – Office of Justice Programs – Tribal Assistance**

*Program Category: Justice*

<b>Annual Budget and Appropriations (dollars in millions)</b>													
2023 President’s Budget Request		2023 Enacted				2024 President’s Budget Request		2024 Enacted			2025 President’s Budget Request		
Disc.	Mand.	Disc.	Mand.	Disaster Supp.	Advance Approps. for 2024	Disc.	Mand.	Disc.	Mand.	Advance Approps. for 2025	Disc.	Mand.	Advance Approps. for 2026
\$50	\$-	\$60	\$-	\$-	\$-	\$60	\$-	\$50	\$-	\$-	\$60	\$-	\$-

<b>Bipartisan Infrastructure Law (BIL) (dollars in millions)</b>					
2022 - 2023 Actual Obligations		2024+outyears Planned Obligations		Total	
Disc.	Mand.	Disc.	Mand.	Disc.	Mand.
\$-	\$-	\$-	\$-	\$-	\$-

<b>Inflation Reduction Act (IRA) (dollars in millions)</b>		
2022 - 2023 Actual Obligations	2024+outyears Planned Obligations	Total
\$-	\$-	\$-

**Description of major changes from 2024 Enacted in the 2025 President’s Budget Request:**

In FY 2024, appropriations for this program were reduced by \$10 million below FY 2023 Enacted levels. The FY 2025 President's Budget request seeks to restore funding for this program to FY 2023 Enacted levels (\$60 million).

**Description of reported data:**

Discretionary funding levels for the Enacted and Budget columns is computed by totaling the discretionary funding for OJP's three dedicated tribal assistance programs - the Tribal Assistance program, the Tribal Access Program, and the Tribal Youth Program. (While Tribes are eligible to compete for funding under most of OJP's competitive discretionary grant programs, participation by Tribes in most of these programs is very limited and cannot be accurately predicted in advance.)

**Description of how funds are expended:**

In FY 2024 and FY 2025, OJP anticipates awarding discretionary funding for tribal assistance programs through the Comprehensive Tribal Assistance Solicitation (CTAS), which encompassed most of the Department's tribal government-specific grant programs. Through CTAS, federally recognized Indian Tribes and Native American communities may submit a single application for funding in one or more of seven purpose areas, including: 1. Public Safety and Community Policing; 2. Comprehensive Tribal Justice Systems Strategic Planning; 3. Tribal Justice Systems (including tribal courts and alcohol and substance abuse); 4. Tribal Justice System Infrastructure Program; 5. Children’s Justice Act Partnerships for Indian Communities; 6. Juvenile Tribal Healing to Wellness Courts; and 7. Tribal Youth Program.

**Department of Justice (DOJ) – Office of Justice Programs – Tribal Victims Assistance set aside (up to 5%)**

*Program Category: Justice*

<b>Annual Budget and Appropriations (dollars in millions)</b>													
2023 President’s Budget Request		2023 Enacted				2024 President’s Budget Request		2024 Enacted			2025 President’s Budget Request		
Disc.	Mand.	Disc.	Mand.	Disaster Supp.	Advance Approps. for 2024	Disc.	Mand.	Disc.	Mand.	Advance Approps. for 2025	Disc.	Mand.	Advance Approps. for 2026
\$-	\$87.5	\$-	\$95	\$-	\$-	\$-	\$60	\$-	\$67.7	\$-	\$-	\$75	\$-

<b>Bipartisan Infrastructure Law (BIL) (dollars in millions)</b>					
2022 - 2023 Actual Obligations		2024+outyears Planned Obligations		Total	
Disc.	Mand.	Disc.	Mand.	Disc.	Mand.
\$-	\$-	\$-	\$-	\$-	\$-

<b>Inflation Reduction Act (IRA) (dollars in millions)</b>		
2022 - 2023 Actual Obligations	2024+outyears Planned Obligations	Total
\$-	\$-	\$-

**Description of major changes from 2024 Enacted in the 2025 President’s Budget Request:**

The FY 2025 Budget requests \$1.5 billion for the Crime Victims Fund (CVF) obligation limitation. In the FY 2024 Enacted, the CVF obligation limitation was \$1353 billion. Since the CVF Tribal Victims Assistance set aside has remained at 5%, this results in a \$7.35 million increase in funding for this set aside (from \$67.65 million in FY 2024 to \$75 million under the FY 2025 Budget request).

**Description of reported data:**

Mandatory funding levels for the Enacted and Budget columns represents funding levels for the Crime Victims Fund (CVF) Tribal Victims Assistance set aside, which is computed as 5% of the total funding requested for the CVF obligation cap in a given year. Because the set aside has remained set at 5%, the amount of funding provided under this set aside will vary from year to year based on the enacted CVF obligations cap.

**Description of how funds are expended:**

Funding from the 5% CVF Tribal Victims Assistance set aside will be awarded to Tribes under one or more separate solicitations administered by OJP's Office for Victims of Crime (OVC) in FY 2024 and FY 2025. This funding will support a wide range of victim service needs, including, but not limited to, victim advocates, mental health services, victim transportation needs, services for crime victims of the opioid crisis, services for human trafficking victims, expanded services for child and youth crime victims, and expansion of services under the Victims of Crime Act Assistance rule (such as expanded legal services, capacity building, and housing services), as well as training and technical assistance focused on these set-aside grantees.

**Department of Justice (DOJ) – Office of Justice Programs – Tribal Youth Program**

*Program Category: Justice*

<b>Annual Budget and Appropriations (dollars in millions)</b>													
2023 President’s Budget Request		2023 Enacted				2024 President’s Budget Request		2024 Enacted			2025 President’s Budget Request		
Disc.	Mand.	Disc.	Mand.	Disaster Supp.	Advance Approps. for 2024	Disc.	Mand.	Disc.	Mand.	Advance Approps. for 2025	Disc.	Mand.	Advance Approps. for 2026
\$30	\$-	\$17	\$-	\$-	\$-	\$30	\$-	\$16	\$-	\$-	\$18	\$-	\$-

<b>Bipartisan Infrastructure Law (BIL) (dollars in millions)</b>					
2022 - 2023 Actual Obligations		2024+outyears Planned Obligations		Total	
Disc.	Mand.	Disc.	Mand.	Disc.	Mand.
\$-	\$-	\$-	\$-	\$-	\$-

<b>Inflation Reduction Act (IRA) (dollars in millions)</b>		
2022 - 2023 Actual Obligations	2024+outyears Planned Obligations	Total
\$-	\$-	\$-

**Description of major changes from 2024 Enacted in the 2025 President’s Budget Request:**

The FY 2025 Budget also requests a \$2 million increase for this program to assist Tribes in reforming and enhancing their juvenile justice systems and providing effective, evidence based juvenile justice programs that address the unique needs of the communities they serve.

**Description of reported data:**

Discretionary funding levels for the Enacted and Budget columns is computed by totaling the discretionary funding for OJP's three dedicated tribal assistance programs - the Tribal Assistance program, the Tribal Access Program, and the Tribal Youth Program. (While Tribes are eligible to compete for funding under most of OJP's competitive discretionary grant programs, participation by Tribes in most of these programs is very limited and cannot be accurately predicted in advance.)

**Description of how funds are expended:**

In FY 2024 and FY 2025, OJP anticipates awarding discretionary funding for tribal assistance programs through the Comprehensive Tribal Assistance Solicitation (CTAS), which encompassed most of the Department's tribal government-specific grant programs. Through CTAS, federally recognized Indian Tribes and Native American communities may submit a single application for funding in one or more of seven purpose areas, including: 1. Public Safety and Community Policing; 2. Comprehensive Tribal Justice Systems Strategic Planning; 3. Tribal Justice Systems (including tribal courts and alcohol and substance abuse); 4. Tribal Justice System Infrastructure Program; 5. Children’s Justice Act Partnerships for Indian Communities; 6. Juvenile Tribal Healing to Wellness Courts; and 7. Tribal Youth Program.

**Department of Justice (DOJ) – Office of Tribal Justice – Office of Tribal Justice (OTJ)**

*Program Category: Justice*

<b>Annual Budget and Appropriations (dollars in millions)</b>													
2023 President’s Budget Request		2023 Enacted				2024 President’s Budget Request		2024 Enacted			2025 President’s Budget Request		
Disc.	Mand.	Disc.	Mand.	Disaster Supp.	Advance Approps. for 2024	Disc.	Mand.	Disc.	Mand.	Advance Approps. for 2025	Disc.	Mand.	Advance Approps. for 2026
\$1.8	\$-	\$2.3	\$-	\$-	\$-	\$3.1	\$-	\$2.2	\$-	\$-	\$1.7	\$-	\$-

<b>Bipartisan Infrastructure Law (BIL) (dollars in millions)</b>					
2022 - 2023 Actual Obligations		2024+outyears Planned Obligations		Total	
Disc.	Mand.	Disc.	Mand.	Disc.	Mand.
\$-	\$-	\$-	\$-	\$-	\$-

<b>Inflation Reduction Act (IRA) (dollars in millions)</b>		
2022 - 2023 Actual Obligations	2024+outyears Planned Obligations	Total
\$-	\$-	\$-

**Description of major changes from 2024 Enacted in the 2025 President’s Budget Request:**

No major changes from FY24E to FY25PB

**Description of reported data:**

All of OTJ’s activity relates to three mission categories, all in support of the Department’s work in Indian country: 1) to serve as the program and legal policy advisor to the Attorney General with respect to the treaty and trust relationship between the United States and the Tribes; 2) to serve as the point of contact for federally recognized tribal governments and tribal organizations with respect to questions and comments regarding policies and programs of the Department and issues relating to public safety and justice in Indian country; and 3) to coordinate within the Department of Justice and across the Executive Branch to achieve consistent, coordinated Indian country policies and programs.

**Description of how funds are expended:**

Funding for the Office of Tribal Justice is largely expended on salaries and expenses for the office. Travel expenses are in support of direct work with Tribes; additional funding is used to support OTJ’s role in conducting formal consultation with Tribes.

**Department of Justice (DOJ) – Office on Violence Against Women (OVW) – OVW Native American Programs**

*Program Category: Justice*

<b>Annual Budget and Appropriations (dollars in millions)</b>													
2023 President’s Budget Request		2023 Enacted				2024 President’s Budget Request		2024 Enacted			2025 President’s Budget Request		
Disc.	Mand.	Disc.	Mand.	Disaster Supp.	Advance Approps. for 2024	Disc.	Mand.	Disc.	Mand.	Advance Approps. for 2025	Disc.	Mand.	Advance Approps. for 2026
\$99.2	\$-	\$81	\$-	\$-	\$-	\$104.8	\$-	\$81	\$-	\$-	\$108.8	\$-	\$-

<b>Bipartisan Infrastructure Law (BIL) (dollars in millions)</b>					
2022 - 2023 Actual Obligations		2024+outyears Planned Obligations		Total	
Disc.	Mand.	Disc.	Mand.	Disc.	Mand.
\$-	\$-	\$-	\$-	\$-	\$-

<b>Inflation Reduction Act (IRA) (dollars in millions)</b>		
2022 - 2023 Actual Obligations	2024+outyears Planned Obligations	Total
\$-	\$-	\$-

**Description of major changes from 2024 Enacted in the 2025 President’s Budget Request:**

There are no major changes from FY 2025.

**Description of reported data:**

The VAWA Programs that make up this funding are: 1. Grants to Tribal Governments Program. This Program derives its funding from set-asides as follows: 10% set-aside from the following statutory grant programs: STOP, ICJR/Arrest, Rural, Justice for Families, Consolidated Youth and Transitional Housing; and 7% from the Legal Assistance for Victims (LAV) Program. 2. Tribal Domestic Violence and Sexual Assault Coalitions Grant Program. This Program derives its funding from set-asides as follows: 1/56th of STOP, 5% of ICJR/Arrest, and 1% of the Sexual Assault Services Program (SASP). 3. Sexual Assault Services (SASP) Tribal Governments Program. This program is funded by a 10% set-aside from the Sexual Assault Services Program. 4. Research on Violence Against Indian Women. These funds are directly appropriated. 5. Indian Country Sexual Assault Clearing House. These funds are directly appropriated. 6. Tribal Special Domestic Violence Criminal Jurisdiction Program. This program is funded by direct appropriation.

**Description of how funds are expended:**

1. Grants to Tribal Governments Program - A federally recognized Tribe or an organization that is acting as the authorized designee of a federally recognized Indian Tribe may apply. 2. Tribal Domestic Violence and Sexual Assault Coalitions Grant Program - Eligible applicants are limited to recognized tribal coalitions and tribal organizations that propose to incorporate and operate a tribal coalition in areas where Indian Tribes are located but no tribal coalition exists. 3. Sexual Assault Services (SASP) Tribal Governments Program - Indian Tribes, tribal consortiums, tribal

organizations, and nonprofit tribal organizations may apply. 4. Research on Violence Against Indian Women. VAWA 2005, as amended by VAWA 2013, called for the National Institute of Justice (NIJ) to conduct analyses and research on violence against Indian women living in Indian country and in Alaska Native villages. In general, NIJ is authorized to make grants to, or enter into contracts or cooperative agreements with, federally recognized Indian tribal governments, states, units of local government, nonprofit and for-profit organizations (including tribal nonprofit or for-profit organizations), institutions of higher education, and certain qualified individuals. 5. Indian Country Sexual Assault Clearing House - National, tribal, statewide or other nonprofit organizations with the capacity to provide nationwide training and technical assistance may apply. 6. Tribal Special Domestic Violence Criminal Jurisdiction Program - Indian tribal governments that have jurisdiction over Indian Country may apply.

**Department of Justice (DOJ) – U.S. Attorneys – U.S. Attorneys - Indian Country**

*Program Category: Justice*

<b>Annual Budget and Appropriations (dollars in millions)</b>													
2023 President’s Budget Request		2023 Enacted				2024 President’s Budget Request		2024 Enacted			2025 President’s Budget Request		
Disc.	Mand.	Disc.	Mand.	Disaster Supp.	Advance Approps. for 2024	Disc.	Mand.	Disc.	Mand.	Advance Approps. for 2025	Disc.	Mand.	Advance Approps. for 2026
\$72.5	\$-	\$72.5	\$-	\$-	\$-	\$73.3	\$-	\$73.3	\$-	\$-	\$95.2	\$-	\$-

<b>Bipartisan Infrastructure Law (BIL) (dollars in millions)</b>					
2022 - 2023 Actual Obligations		2024+outyears Planned Obligations		Total	
Disc.	Mand.	Disc.	Mand.	Disc.	Mand.
\$-	\$-	\$-	\$-	\$-	\$-

<b>Inflation Reduction Act (IRA) (dollars in millions)</b>		
2022 - 2023 Actual Obligations	2024+outyears Planned Obligations	Total
\$-	\$-	\$-

**Description of major changes from 2024 Enacted in the 2025 President’s Budget Request:**

No major changes for FY 2025

**Description of reported data:**

The United States Attorneys (USA) does not track obligation data by specific program category, such as Native American or Indian Country. However, USA tracks workload data for all violent and non-violent crime data in Indian Country. The workload data is then multiplied by a cost per workyear. Violent crime is used to identify violent offenses that occur in Indian Country, such as assaults, homicides, and sexual abuse cases. Non-Violent offenses are immigration fraud, and non-violent drug offenses.

**Description of how funds are expended:**

Funding primarily supports personnel.

**Department of Labor (DOL) – Bureau for Employment and Training – Native American Programs**

Program Category: Other

<b>Annual Budget and Appropriations (dollars in millions)</b>													
2023 President's Budget Request		2023 Enacted				2024 President's Budget Request		2024 Enacted			2025 President's Budget Request		
Disc.	Mand.	Disc.	Mand.	Disaster Supp.	Advance Approps. for 2024	Disc.	Mand.	Disc.	Mand.	Advance Approps. for 2025	Disc.	Mand.	Advance Approps. for 2026
\$64	\$-	\$60	\$-	\$-	\$-	\$64	\$-	\$60	\$-	\$-	\$60	\$-	\$-

<b>Bipartisan Infrastructure Law (BIL) (dollars in millions)</b>					
2022 - 2023 Actual Obligations		2024+outyears Planned Obligations		Total	
Disc.	Mand.	Disc.	Mand.	Disc.	Mand.
\$-	\$-	\$-	\$-	\$-	\$-

<b>Inflation Reduction Act (IRA) (dollars in millions)</b>		
2022 - 2023 Actual Obligations	2024+outyears Planned Obligations	Total
\$-	\$-	\$-

**Description of major changes from 2024 Enacted in the 2025 President's Budget Request:**

For FY 2025, the Department is requesting \$60,000,000 to support job training programs for unemployed and under-skilled American Indian, Alaska Native, and Native Hawaiian adults from July 1, 2025, to June 30, 2026. This funding will help approximately 9,050 individuals through grants administered by the Department of Labor, with additional support provided by funds transferred to programs administered by the Bureau of Indian Affairs (BIA).

**Description of reported data:**

Appropriation, authorized under WIOA.

**Description of how funds are expended:**

These funds are awarded directly to the Federally Recognized Tribes and Indian-serving organizations for employment and job training programs.



**Department of Labor (DOL) – Bureau for Employment and Training – Youth Activities Formula Grants**

*Program Category: Education and training*

<b>Annual Budget and Appropriations (dollars in millions)</b>													
2023 President's Budget Request		2023 Enacted				2024 President's Budget Request		2024 Enacted			2025 President's Budget Request		
Disc.	Mand.	Disc.	Mand.	Disaster Supp.	Advance Approps. for 2024	Disc.	Mand.	Disc.	Mand.	Advance Approps. for 2025	Disc.	Mand.	Advance Approps. for 2026
\$14	\$-	\$14	\$-	\$-	\$-	\$14	\$-	\$14	\$-	\$-	\$14	\$-	\$-

<b>Bipartisan Infrastructure Law (BIL) (dollars in millions)</b>					
2022 - 2023 Actual Obligations		2024+outyears Planned Obligations		Total	
Disc.	Mand.	Disc.	Mand.	Disc.	Mand.
\$-	\$-	\$-	\$-	\$-	\$-

<b>Inflation Reduction Act (IRA) (dollars in millions)</b>		
2022 - 2023 Actual Obligations	2024+outyears Planned Obligations	Total
\$-	\$-	\$-

**Description of major changes from 2024 Enacted in the 2025 President's Budget Request:**

No major changes.

**Description of reported data:**

According to the Workforce Innovation and Opportunity Act (WIOA), the Secretary may reserve up to 1.5 percent of the amount that is appropriated under the Youth Formula funds for youth workforce investment activities related to Native Americans. The annual amount in the Funding Tables section reflects the entire 1.5 percent of the Department's Youth Formula funds.

**Description of how funds are expended:**

These funds are distributed by formula to Tribes for youth-focused employment and job training programs.

**Department of Labor (DOL) – Bureau of Labor Statistics (BLS) – American Indian Population and Labor Force Report**

Program Category: Other

<b>Annual Budget and Appropriations (dollars in millions)</b>													
2023 President's Budget Request		2023 Enacted				2024 President's Budget Request		2024 Enacted			2025 President's Budget Request		
Disc.	Mand.	Disc.	Mand.	Disaster Supp.	Advance Approps. for 2024	Disc.	Mand.	Disc.	Mand.	Advance Approps. for 2025	Disc.	Mand.	Advance Approps. for 2026
\$-	\$-	\$-	\$-	\$-	\$-	\$3	\$-	\$-	\$-	\$-	\$-	\$-	\$-

<b>Bipartisan Infrastructure Law (BIL) (dollars in millions)</b>					
2022 - 2023 Actual Obligations		2024+outyears Planned Obligations		Total	
Disc.	Mand.	Disc.	Mand.	Disc.	Mand.
\$-	\$-	\$-	\$-	\$-	\$-

<b>Inflation Reduction Act (IRA) (dollars in millions)</b>		
2022 - 2023 Actual Obligations	2024+outyears Planned Obligations	Total
\$-	\$-	\$-

**Description of major changes from 2024 Enacted in the 2025 President's Budget Request:**

No major changes.

**Description of reported data:**

The FY 2024 request was needed to allow the BLS to ramp up necessary activities to enable DOL to meet the statutory requirements to produce the American Indian Population and Labor Force Report (AIPLFR). With the requested funding, the BLS would have completed research, engaged key stakeholders including tribal leadership, and begun the work necessary to collect and compile data on the Native American population in support of the requirements of Public Law 115-93.

**Description of how funds are expended:**

The funds would have been expended on BLS staff and associated contracts in support of the AIPLFR.

**Department of the Interior (DOI) – Bureau of Indian Affairs (BIA) – Blackfeet Settlement Trust Fund**

*Program Category: Natural resources and environment*

<b>Annual Budget and Appropriations (dollars in millions)</b>													
2023 President's Budget Request		2023 Enacted				2024 President's Budget Request		2024 Enacted			2025 President's Budget Request		
Disc.	Mand.	Disc.	Mand.	Disaster Supp.	Advance Approps. for 2024	Disc.	Mand.	Disc.	Mand.	Advance Approps. for 2025	Disc.	Mand.	Advance Approps. for 2026
\$-	\$-	\$-	\$-	\$-	\$-	\$-	\$-	\$-	\$-	\$-	\$-	\$-	\$-

<b>Bipartisan Infrastructure Law (BIL) (dollars in millions)</b>					
2022 - 2023 Actual Obligations		2024+outyears Planned Obligations		Total	
Disc.	Mand.	Disc.	Mand.	Disc.	Mand.
\$-	\$111.3	\$-	\$-	\$-	\$111.3

<b>Inflation Reduction Act (IRA) (dollars in millions)</b>		
2022 - 2023 Actual Obligations	2024+outyears Planned Obligations	Total
\$-	\$-	\$-

**Description of major changes from 2024 Enacted in the 2025 President's Budget Request:**

No funding requested; appropriations authorized in the settlement and assigned to Indian Affairs have been met.

**Description of reported data:**

Payments were made to satisfy the appropriation requirements for the settlement trust fund established in the Blackfeet Water Right Settlement.

**Description of how funds are expended:**

Funds are allocated to the Tribe based on terms of the settlement.

**Department of the Interior (DOI) – Bureau of Indian Affairs (BIA) – Construction**

*Program Category: Other*

<b>Annual Budget and Appropriations (dollars in millions)</b>													
2023 President's Budget Request		2023 Enacted				2024 President's Budget Request		2024 Enacted			2025 President's Budget Request		
Disc.	Mand.	Disc.	Mand.	Disaster Supp.	Advance Approps. for 2024	Disc.	Mand.	Disc.	Mand.	Advance Approps. for 2025	Disc.	Mand.	Advance Approps. for 2026
\$205.7	\$-	\$153.3	\$-	\$2.5	\$-	\$199.8	\$-	\$133.8	\$-	\$-	\$154.8	\$-	\$-

<b>Bipartisan Infrastructure Law (BIL) (dollars in millions)</b>					
2022 - 2023 Actual Obligations		2024+outyears Planned Obligations		Total	
Disc.	Mand.	Disc.	Mand.	Disc.	Mand.
\$76	\$-	\$174	\$-	\$250	\$-

<b>Inflation Reduction Act (IRA) (dollars in millions)</b>		
2022 - 2023 Actual Obligations	2024+outyears Planned Obligations	Total
\$-	\$-	\$-

**Description of major changes from 2024 Enacted in the 2025 President's Budget Request:**

No major changes

**Description of reported data:**

Many factors are considered to determine each line-item funding level such as the condition of facilities, but the final amounts are determined through the budget formulation process.

**Description of how funds are expended:**

Direct service and funding to Tribes through contracts.

**Department of the Interior (DOI) – Bureau of Indian Affairs (BIA) – Contract Support Costs**

*Program Category: Other*

<b>Annual Budget and Appropriations (dollars in millions)</b>													
2023 President’s Budget Request		2023 Enacted				2024 President’s Budget Request		2024 Enacted			2025 President’s Budget Request		
Disc.	Mand.	Disc.	Mand.	Disaster Supp.	Advance Approps. for 2024	Disc.	Mand.	Disc.	Mand.	Advance Approps. for 2025	Disc.	Mand.	Advance Approps. for 2026
\$-	\$409	\$409	\$-	\$-	\$-	\$-	\$431.4	\$431.4	\$-	\$-	\$426.2	\$-	\$-

<b>Bipartisan Infrastructure Law (BIL) (dollars in millions)</b>					
2022 - 2023 Actual Obligations		2024+outyears Planned Obligations		Total	
Disc.	Mand.	Disc.	Mand.	Disc.	Mand.
\$-	\$-	\$-	\$-	\$-	\$-

<b>Inflation Reduction Act (IRA) (dollars in millions)</b>		
2022 - 2023 Actual Obligations	2024+outyears Planned Obligations	Total
\$-	\$-	\$-

**Description of major changes from 2024 Enacted in the 2025 President’s Budget Request:**

In the FY 2025 Budget, Contract Support Costs is requested as current mandatory funding beginning in FY 2026. The budgeted amount is estimated to fully fund FY 2025 Contract Support Costs.

**Description of reported data:**

Requested amount is estimated based on actual projected needs using earlier year actual needs and current demand. Enacted amount reflects OMB scoring (which differs from CBO scoring).

**Description of how funds are expended:**

Funds are distributed to Tribes for use.

**Department of the Interior (DOI) – Bureau of Indian Affairs (BIA) – Indian Guaranteed Loan Program**

*Program Category: Other*

<b>Annual Budget and Appropriations (dollars in millions)</b>													
2023 President's Budget Request		2023 Enacted				2024 President's Budget Request		2024 Enacted			2025 President's Budget Request		
Disc.	Mand.	Disc.	Mand.	Disaster Supp.	Advance Approps. for 2024	Disc.	Mand.	Disc.	Mand.	Advance Approps. for 2025	Disc.	Mand.	Advance Approps. for 2026
\$13.9	\$-	\$13.9	\$-	\$-	\$-	\$15.5	\$-	\$13.3	\$-	\$-	\$14.5	\$-	\$-

<b>Bipartisan Infrastructure Law (BIL) (dollars in millions)</b>					
2022 - 2023 Actual Obligations		2024+outyears Planned Obligations		Total	
Disc.	Mand.	Disc.	Mand.	Disc.	Mand.
\$-	\$-	\$-	\$-	\$-	\$-

<b>Inflation Reduction Act (IRA) (dollars in millions)</b>		
2022 - 2023 Actual Obligations	2024+outyears Planned Obligations	Total
\$-	\$-	\$-

**Description of major changes from 2024 Enacted in the 2025 President's Budget Request:**

The 2025 Budget includes additional funding to support the Indian Guaranteed Loan Program.

**Description of reported data:**

Many factors are considered to determine loan program's funding level, but the final amounts are determined through the budget formulation process.

**Description of how funds are expended:**

Loan guarantees and insurance for new loans made by private lenders to Indian owned businesses in Indian Country

**Department of the Interior (DOI) – Bureau of Indian Affairs (BIA) – Indian Land Consolidation**

*Program Category: Other*

<b>Annual Budget and Appropriations (dollars in millions)</b>													
2023 President's Budget Request		2023 Enacted				2024 President's Budget Request		2024 Enacted			2025 President's Budget Request		
Disc.	Mand.	Disc.	Mand.	Disaster Supp.	Advance Approps. for 2024	Disc.	Mand.	Disc.	Mand.	Advance Approps. for 2025	Disc.	Mand.	Advance Approps. for 2026
\$80	\$-	\$8	\$-	\$-	\$-	\$30.5	\$-	\$4	\$-	\$-	\$11	\$-	\$-

<b>Bipartisan Infrastructure Law (BIL) (dollars in millions)</b>					
2022 - 2023 Actual Obligations		2024+outyears Planned Obligations		Total	
Disc.	Mand.	Disc.	Mand.	Disc.	Mand.
\$-	\$-	\$-	\$-	\$-	\$-

<b>Inflation Reduction Act (IRA) (dollars in millions)</b>		
2022 - 2023 Actual Obligations	2024+outyears Planned Obligations	Total
\$-	\$-	\$-

**Description of major changes from 2024 Enacted in the 2025 President's Budget Request:**

The 2025 Budget requests additional funding for the Indian Land Consolidation program.

**Description of reported data:**

Many factors are considered to determine this program's funding level, but the final amounts are determined through the budget formulation process.

**Description of how funds are expended:**

BIA expends the funds to address Tribal land fractionation.

**Department of the Interior (DOI) – Bureau of Indian Affairs (BIA) – Indian Water Rights Settlements (IWRS) Completion Fund**

*Program Category: Natural resources and environment*

<b>Annual Budget and Appropriations (dollars in millions)</b>													
2023 President's Budget Request		2023 Enacted				2024 President's Budget Request		2024 Enacted			2025 President's Budget Request		
Disc.	Mand.	Disc.	Mand.	Disaster Supp.	Advance Approps. for 2024	Disc.	Mand.	Disc.	Mand.	Advance Approps. for 2025	Disc.	Mand.	Advance Approps. for 2026
\$-	\$-	\$-	\$-	\$-	\$-	\$-	\$284	\$-	\$-	\$-	\$-	\$284	\$-

<b>Bipartisan Infrastructure Law (BIL) (dollars in millions)</b>					
2022 - 2023 Actual Obligations		2024+outyears Planned Obligations		Total	
Disc.	Mand.	Disc.	Mand.	Disc.	Mand.
\$-	\$-	\$-	\$-	\$-	\$-

<b>Inflation Reduction Act (IRA) (dollars in millions)</b>		
2022 - 2023 Actual Obligations	2024+outyears Planned Obligations	Total
\$-	\$-	\$-

**Description of major changes from 2024 Enacted in the 2025 President's Budget Request:**

Building upon investments in the Bipartisan Infrastructure Law, the budget proposes \$2.5 billion in mandatory funding over 10 years (\$250 million annually) to expand the Indian Water Rights Settlement Completion Fund (IWRSCF) to cover the costs of enacted and future water rights settlements and \$340.0 million in mandatory funding over 10 years (\$34 million annually) for ongoing costs including operations and maintenance costs associated with enacted water settlements managed by the Bureau of Reclamation.

**Description of reported data:**

The Infrastructure Investment and Jobs Act (P.L. 117-58), known as the Bipartisan Infrastructure Law, established the Indian Water Rights Settlement Completion Fund (IWRSCF) and appropriated \$2.5 billion in 2022. The IWRSCF is to be used to satisfy obligations at BIA and the Bureau of Reclamation for Indian water settlements approved and authorized by an Act of Congress.

**Description of how funds are expended:**

Allocations from the BIL IWRSCF were made in 2023 and 2024. These expenditures do not appear in this account (and are reflected elsewhere in this Crosscut) because funding was transferred to other funds or accounts authorized to receive appropriations to satisfy Federal obligations to enacted settlements.



**Department of the Interior (DOI) – Bureau of Indian Affairs (BIA) – Land and Water Conservation Fund (LWCF) Land Acquisition**

*Program Category: Other*

<b>Annual Budget and Appropriations (dollars in millions)</b>													
2023 President's Budget Request		2023 Enacted				2024 President's Budget Request		2024 Enacted			2025 President's Budget Request		
Disc.	Mand.	Disc.	Mand.	Disaster Supp.	Advance Approps. for 2024	Disc.	Mand.	Disc.	Mand.	Advance Approps. for 2025	Disc.	Mand.	Advance Approps. for 2026
\$-	\$-	\$-	\$-	\$-	\$-	\$12	\$-	\$-	\$-	\$-	\$-	\$-	\$-

<b>Bipartisan Infrastructure Law (BIL) (dollars in millions)</b>					
2022 - 2023 Actual Obligations		2024+outyears Planned Obligations		Total	
Disc.	Mand.	Disc.	Mand.	Disc.	Mand.
\$-	\$-	\$-	\$-	\$-	\$-

<b>Inflation Reduction Act (IRA) (dollars in millions)</b>		
2022 - 2023 Actual Obligations	2024+outyears Planned Obligations	Total
\$-	\$-	\$-

**Description of major changes from 2024 Enacted in the 2025 President's Budget Request:**

This program proposal was shifted in the 2025 Budget to include \$8 million for the Land and Water Conservation Fund (LWCF) Tribal Land Acquisition program requested in the Office of the Secretary account.

**Description of reported data:**

No funding for this program in this account.

**Description of how funds are expended:**

No funding for this program in this account.

**Department of the Interior (DOI) – Bureau of Indian Affairs (BIA) – Loan Level [Non-Add] - Indian Guaranteed Loan Program**

Program Category: Other

<b>Annual Budget and Appropriations (dollars in millions)</b>													
2023 President's Budget Request		2023 Enacted				2024 President's Budget Request		2024 Enacted			2025 President's Budget Request		
Disc.	Mand.	Disc.	Mand.	Disaster Supp.	Advance Approps. for 2024	Disc.	Mand.	Disc.	Mand.	Advance Approps. for 2025	Disc.	Mand.	Advance Approps. for 2026
\$[150.2]	\$[-]	\$[-]	\$[-]	\$[-]	\$[-]	\$[202.3]	\$[-]	\$[185.71]	\$[-]	\$[-]	\$[223.62]	\$[-]	\$[-]

<b>Bipartisan Infrastructure Law (BIL) (dollars in millions)</b>					
2022 - 2023 Actual Obligations		2024+outyears Planned Obligations		Total	
Disc.	Mand.	Disc.	Mand.	Disc.	Mand.
\$[-]	\$[-]	\$[-]	\$[-]	\$[-]	\$[-]

<b>Inflation Reduction Act (IRA) (dollars in millions)</b>		
2022 - 2023 Actual Obligations	2024+outyears Planned Obligations	Total
\$[-]	\$[-]	\$[-]

**Description of major changes from 2024 Enacted in the 2025 President's Budget Request:**

No major changes. This is a "non-add" line.

**Description of reported data:**

The amount of loan principal the Indian Guaranteed Loan program can guarantee is determined by formula and enacted in annual appropriations.

**Description of how funds are expended:**

Loan guarantees and insurance for new loans made by private lenders to Indian owned businesses in Indian Country.

**Department of the Interior (DOI) – Bureau of Indian Affairs (BIA) – Navajo Utah Settlement Trust Fund**

*Program Category: Natural resources and environment*

<b>Annual Budget and Appropriations (dollars in millions)</b>														
2023 President's Budget Request		2023 Enacted				2024 President's Budget Request		2024 Enacted			2025 President's Budget Request			
Disc.	Mand.	Disc.	Mand.	Disaster Supp.	Advance Approps. for 2024	Disc.	Mand.	Disc.	Mand.	Advance Approps. for 2025	Disc.	Mand.	Advance Approps. for 2026	
\$-	\$-	\$-	\$-	\$-	\$-	\$-	\$-	\$-	\$-	\$-	\$-	\$-	\$-	\$-

<b>Bipartisan Infrastructure Law (BIL) (dollars in millions)</b>					
2022 - 2023 Actual Obligations		2024+outyears Planned Obligations		Total	
Disc.	Mand.	Disc.	Mand.	Disc.	Mand.
\$-	\$249.5	\$-	\$-	\$-	\$249.5

<b>Inflation Reduction Act (IRA) (dollars in millions)</b>		
2022 - 2023 Actual Obligations	2024+outyears Planned Obligations	Total
\$-	\$-	\$-

**Description of major changes from 2024 Enacted in the 2025 President's Budget Request:**

No major changes for FY 2025.

**Description of reported data:**

Payment to satisfy Navajo Utah Water Settlement.

**Description of how funds are expended:**

Funds are allocated to the Tribe based on terms of the settlement.

**Department of the Interior (DOI) – Bureau of Indian Affairs (BIA) – Operation of Indian Programs**

*Program Category: Other*

<b>Annual Budget and Appropriations (dollars in millions)</b>													
2023 President’s Budget Request		2023 Enacted				2024 President’s Budget Request		2024 Enacted			2025 President’s Budget Request		
Disc.	Mand.	Disc.	Mand.	Disaster Supp.	Advance Approps. for 2024	Disc.	Mand.	Disc.	Mand.	Advance Approps. for 2025	Disc.	Mand.	Advance Approps. for 2026
\$2,082	\$-	\$1,907	\$-	\$44.5	\$-	\$2,257.6	\$-	\$1,898.6	\$-	\$-	\$2,169.4	\$-	\$-

<b>Bipartisan Infrastructure Law (BIL) (dollars in millions)</b>					
2022 - 2023 Actual Obligations		2024+outyears Planned Obligations		Total	
Disc.	Mand.	Disc.	Mand.	Disc.	Mand.
\$16.4	\$-	\$199.6	\$-	\$216	\$-

<b>Inflation Reduction Act (IRA) (dollars in millions)</b>		
2022 - 2023 Actual Obligations	2024+outyears Planned Obligations	Total
\$1.3	\$379.2	\$380.5

**Description of major changes from 2024 Enacted in the 2025 President’s Budget Request:**

The 2025 Budget includes program increases for several OIP activities including Public Safety and Justice, Human Services, and Trust Natural Resources.

**Description of reported data:**

Many factors are considered to determine each program's funding level, but the final amounts are determined through the budget formulation process.

**Description of how funds are expended:**

Operation of Indian Programs (OIP) funding is distributed in many ways depending on the program and how each Tribe self-determines to receive services. Options include: Direct Services, Contracts or Compacts with Tribes, and competitive awards to Tribes.

**Department of the Interior (DOI) – Bureau of Indian Affairs (BIA) – Other Permanent Appropriations**

*Program Category: Other*

<b>Annual Budget and Appropriations (dollars in millions)</b>													
2023 President's Budget Request		2023 Enacted				2024 President's Budget Request		2024 Enacted			2025 President's Budget Request		
Disc.	Mand.	Disc.	Mand.	Disaster Supp.	Advance Approps. for 2024	Disc.	Mand.	Disc.	Mand.	Advance Approps. for 2025	Disc.	Mand.	Advance Approps. for 2026
\$-	\$125.1	\$-	\$123.1	\$-	\$-	\$-	\$123.3	\$-	\$123.3	\$-	\$-	\$137.5	\$-

<b>Bipartisan Infrastructure Law (BIL) (dollars in millions)</b>					
2022 - 2023 Actual Obligations		2024+outyears Planned Obligations		Total	
Disc.	Mand.	Disc.	Mand.	Disc.	Mand.
\$-	\$-	\$-	\$-	\$-	\$-

<b>Inflation Reduction Act (IRA) (dollars in millions)</b>		
2022 - 2023 Actual Obligations	2024+outyears Planned Obligations	Total
\$-	\$-	\$-

**Description of major changes from 2024 Enacted in the 2025 President's Budget Request:**

No major changes.

**Description of reported data:**

Funding amounts are based on resources provided to the following mandatory accounts: White Earth Settlement Fund; Miscellaneous Permanent Appropriations (Power Revenues, Indian Irrigation Projects; Operation and Maintenance, Indian Irrigation Systems; Alaska Resupply Program; and Claims and Treaty Obligations); Operation and Maintenance of Quarters; and the Indian Guaranteed Loan Program implementation accounts.

**Description of how funds are expended:**

See the 2025 President's Budget for more information (available at: [https://www.bia.gov/sites/default/files/media\\_document/fy2025-508-bia-greenbook.pdf](https://www.bia.gov/sites/default/files/media_document/fy2025-508-bia-greenbook.pdf)).

**Department of the Interior (DOI) – Bureau of Indian Affairs (BIA) – Payments for Tribal Leases**

*Program Category: Other*

<b>Annual Budget and Appropriations (dollars in millions)</b>													
2023 President's Budget Request		2023 Enacted				2024 President's Budget Request		2024 Enacted			2025 President's Budget Request		
Disc.	Mand.	Disc.	Mand.	Disaster Supp.	Advance Approps. for 2024	Disc.	Mand.	Disc.	Mand.	Advance Approps. for 2025	Disc.	Mand.	Advance Approps. for 2026
\$-	\$55.4	\$55.4	\$-	\$-	\$-	\$-	\$82.5	\$82.5	\$-	\$-	\$120	\$-	\$-

<b>Bipartisan Infrastructure Law (BIL) (dollars in millions)</b>					
2022 - 2023 Actual Obligations		2024+outyears Planned Obligations		Total	
Disc.	Mand.	Disc.	Mand.	Disc.	Mand.
\$-	\$-	\$-	\$-	\$-	\$-

<b>Inflation Reduction Act (IRA) (dollars in millions)</b>		
2022 - 2023 Actual Obligations	2024+outyears Planned Obligations	Total
\$-	\$-	\$-

**Description of major changes from 2024 Enacted in the 2025 President's Budget Request:**

The 2025 Budget proposes to reclassify section 105(l) Tribal lease agreement requirements from discretionary to mandatory funding beginning in 2026. The funding increase is in response to increasing tribal interest in using these unique facility lease agreements.

**Description of reported data:**

Amount requested is based on leases that have been approved and additional leases that are in the approval process.

**Description of how funds are expended:**

The funding is provided to Tribes.

**Department of the Interior (DOI) – Bureau of Indian Affairs (BIA) – Selis-Qlispe Ksanka Settlement Trust Fund**

*Program Category: Natural resources and environment*

<b>Annual Budget and Appropriations (dollars in millions)</b>													
2023 President's Budget Request		2023 Enacted				2024 President's Budget Request		2024 Enacted			2025 President's Budget Request		
Disc.	Mand.	Disc.	Mand.	Disaster Supp.	Advance Approps. for 2024	Disc.	Mand.	Disc.	Mand.	Advance Approps. for 2025	Disc.	Mand.	Advance Approps. for 2026
\$-	\$90	\$-	\$108.9	\$-	\$-	\$-	\$90	\$-	\$90	\$-	\$-	\$90	\$-

<b>Bipartisan Infrastructure Law (BIL) (dollars in millions)</b>					
2022 - 2023 Actual Obligations		2024+outyears Planned Obligations		Total	
Disc.	Mand.	Disc.	Mand.	Disc.	Mand.
\$-	\$1,179.5	\$-	\$-	\$-	\$1,179.5

<b>Inflation Reduction Act (IRA) (dollars in millions)</b>		
2022 - 2023 Actual Obligations	2024+outyears Planned Obligations	Total
\$-	\$-	\$-

**Description of major changes from 2024 Enacted in the 2025 President's Budget Request:**

No major changes.

**Description of reported data:**

Settlement provides \$90 million in mandatory funding each year plus indexing from FY 2021 through FY 2030. Mandatory amounts over \$90 million are indexed amounts calculated under the terms of the settlement. Appropriations authorized for and provided through discretionary means were satisfied by the IWRS Completion Fund in FY 2023.

**Description of how funds are expended:**

Funds are transferred to the Tribal Trust Fund managed by BTFA, and BTFA provides the funding to the Tribe under the conditions of the settlement.

**Department of the Interior (DOI) – Bureau of Indian Affairs (BIA) – Settlements and Misc. Payments**

*Program Category: Natural resources and environment*

<b>Annual Budget and Appropriations (dollars in millions)</b>													
2023 President's Budget Request		2023 Enacted				2024 President's Budget Request		2024 Enacted			2025 President's Budget Request		
Disc.	Mand.	Disc.	Mand.	Disaster Supp.	Advance Approps. for 2024	Disc.	Mand.	Disc.	Mand.	Advance Approps. for 2025	Disc.	Mand.	Advance Approps. for 2026
\$0.8	\$-	\$0.8	\$-	\$-	\$-	\$1	\$-	\$1	\$-	\$-	\$45.9	\$-	\$-

<b>Bipartisan Infrastructure Law (BIL) (dollars in millions)</b>					
2022 - 2023 Actual Obligations		2024+outyears Planned Obligations		Total	
Disc.	Mand.	Disc.	Mand.	Disc.	Mand.
\$-	\$-	\$-	\$-	\$-	\$-

<b>Inflation Reduction Act (IRA) (dollars in millions)</b>		
2022 - 2023 Actual Obligations	2024+outyears Planned Obligations	Total
\$-	\$-	\$-

**Description of major changes from 2024 Enacted in the 2025 President's Budget Request:**

The request includes an increase of \$45.0 million for Hualapai Tribe Water Rights Settlement Act of 2022.

**Description of reported data:**

Funding amount based on ongoing needs of enacted settlements.

**Description of how funds are expended:**

Funds are allocated to the Tribe based on terms of the settlement(s).



**Department of the Interior (DOI) – Bureau of Indian Affairs (BIA) – White Mountain Apache Tribe (WMAT) Settlement Fund**

*Program Category: Natural resources and environment*

<b>Annual Budget and Appropriations (dollars in millions)</b>													
2023 President's Budget Request		2023 Enacted				2024 President's Budget Request		2024 Enacted			2025 President's Budget Request		
Disc.	Mand.	Disc.	Mand.	Disaster Supp.	Advance Approps. for 2024	Disc.	Mand.	Disc.	Mand.	Advance Approps. for 2025	Disc.	Mand.	Advance Approps. for 2026
\$-	\$-	\$-	\$-	\$-	\$-	\$-	\$-	\$-	\$-	\$-	\$-	\$-	\$-

<b>Bipartisan Infrastructure Law (BIL) (dollars in millions)</b>					
2022 - 2023 Actual Obligations		2024+outyears Planned Obligations		Total	
Disc.	Mand.	Disc.	Mand.	Disc.	Mand.
\$-	\$78.5	\$-	\$-	\$-	\$78.5

<b>Inflation Reduction Act (IRA) (dollars in millions)</b>		
2022 - 2023 Actual Obligations	2024+outyears Planned Obligations	Total
\$-	\$-	\$-

**Description of major changes from 2024 Enacted in the 2025 President's Budget Request:**

No funding requested; settlement conditions have been met.

**Description of reported data:**

Payment to satisfy White Mountain Apache Water Settlement.

**Description of how funds are expended:**

Funds are allocated to the Tribe based on terms of the settlement.

**Department of the Interior (DOI) – Bureau of Indian Education (BIE) – Education Construction**

*Program Category: Education and training*

<b>Annual Budget and Appropriations (dollars in millions)</b>													
2023 President's Budget Request		2023 Enacted				2024 President's Budget Request		2024 Enacted			2025 President's Budget Request		
Disc.	Mand.	Disc.	Mand.	Disaster Supp.	Advance Approps. for 2024	Disc.	Mand.	Disc.	Mand.	Advance Approps. for 2025	Disc.	Mand.	Advance Approps. for 2026
\$420.1	\$-	\$267.9	\$-	\$90.5	\$-	\$416.2	\$-	\$234.7	\$-	\$-	\$310.2	\$-	\$-

<b>Bipartisan Infrastructure Law (BIL) (dollars in millions)</b>					
2022 - 2023 Actual Obligations		2024+outyears Planned Obligations		Total	
Disc.	Mand.	Disc.	Mand.	Disc.	Mand.
\$-	\$-	\$-	\$-	\$-	\$-

<b>Inflation Reduction Act (IRA) (dollars in millions)</b>		
2022 - 2023 Actual Obligations	2024+outyears Planned Obligations	Total
\$-	\$-	\$-

**Description of major changes from 2024 Enacted in the 2025 President's Budget Request:**

The 2025 Budget includes increases for Replacement School Construction, new employee housing, and facilities improvement and repair.

**Description of reported data:**

Many factors are considered to determine each program's funding level. The final amounts are determined through the budget formulation process.

**Description of how funds are expended:**

Direct service and funding to Tribes through contracts or grants.

**Department of the Interior (DOI) – Bureau of Indian Education (BIE) – Operation of Indian Education Programs**

*Program Category: Education and training*

<b>Annual Budget and Appropriations (dollars in millions)</b>													
2023 President's Budget Request		2023 Enacted				2024 President's Budget Request		2024 Enacted			2025 President's Budget Request		
Disc.	Mand.	Disc.	Mand.	Disaster Supp.	Advance Approps. for 2024	Disc.	Mand.	Disc.	Mand.	Advance Approps. for 2025	Disc.	Mand.	Advance Approps. for 2026
\$1,155.6	\$-	\$1,133.6	\$-	\$-	\$-	\$1,194.4	\$-	\$1,131.6	\$-	\$-	\$1,210.7	\$-	\$-

<b>Bipartisan Infrastructure Law (BIL) (dollars in millions)</b>					
2022 - 2023 Actual Obligations		2024+outyears Planned Obligations		Total	
Disc.	Mand.	Disc.	Mand.	Disc.	Mand.
\$-	\$-	\$-	\$-	\$-	\$-

<b>Inflation Reduction Act (IRA) (dollars in millions)</b>		
2022 - 2023 Actual Obligations	2024+outyears Planned Obligations	Total
\$-	\$-	\$-

**Description of major changes from 2024 Enacted in the 2025 President's Budget Request:**

The 2025 Budget includes increases for the Indian School Equalization Program (ISEP), ISEP Program Adjustment program, Education Program Enhancements, Student Transportation, Johnson-O'Malley Assistance Grants, Haskell Indian Nations University and Southwestern Indian Polytechnic Institute, Tribal Technical Colleges, and Education Information Technology.

**Description of reported data:**

Many factors are considered to determine each program's funding level. Some of the factors include formula based on percentage of service population, i.e., Indian student count, weighted student unit (WSU), average daily attendance (ADM), and mileage and transportation expenses for ISEP transportation. Some program final amounts are determined through the budget formulation process.

**Description of how funds are expended:**

Direct funding to Tribal governments, organizations, direct service programs, competitive grants, and non-competitive grants.

**Department of the Interior (DOI) – Bureau of Land Management (BLM) – Bureau of Land Management (BLM)**

*Program Category: Other*

<b>Annual Budget and Appropriations (dollars in millions)</b>													
2023 President's Budget Request		2023 Enacted				2024 President's Budget Request		2024 Enacted			2025 President's Budget Request		
Disc.	Mand.	Disc.	Mand.	Disaster Supp.	Advance Approps. for 2024	Disc.	Mand.	Disc.	Mand.	Advance Approps. for 2025	Disc.	Mand.	Advance Approps. for 2026
\$19.9	\$-	\$27	\$-	\$-	\$-	\$28.8	\$-	\$26.9	\$-	\$-	\$23.3	\$-	\$-

<b>Bipartisan Infrastructure Law (BIL) (dollars in millions)</b>					
2022 - 2023 Actual Obligations		2024+outyears Planned Obligations		Total	
Disc.	Mand.	Disc.	Mand.	Disc.	Mand.
\$-	\$-	\$-	\$-	\$-	\$-

<b>Inflation Reduction Act (IRA) (dollars in millions)</b>		
2022 - 2023 Actual Obligations	2024+outyears Planned Obligations	Total
\$-	\$-	\$-

**Description of major changes from 2024 Enacted in the 2025 President's Budget Request:**

No major changes in funding level from FY 2024 enacted to FY 2025 Request.

**Description of reported data:**

BLM determined the level of funding in these programs based on historical estimates.

**Description of how funds are expended:**

Funding is expended through a combination of BLM employee labor and contractual services for cadastral related services including Tribal and private corporations/entities.

**Department of the Interior (DOI) – Bureau of Ocean Energy Management – Renewable and Conventional Energy Programs**

*Program Category: Natural resources and environment*

<b>Annual Budget and Appropriations (dollars in millions)</b>													
2023 President’s Budget Request		2023 Enacted				2024 President’s Budget Request		2024 Enacted			2025 President’s Budget Request		
Disc.	Mand.	Disc.	Mand.	Disaster Supp.	Advance Approps. for 2024	Disc.	Mand.	Disc.	Mand.	Advance Approps. for 2025	Disc.	Mand.	Advance Approps. for 2026
\$-	\$-	\$-	\$-	\$-	\$-	\$1.9	\$-	\$1.4	\$-	\$-	\$4	\$-	\$-

<b>Bipartisan Infrastructure Law (BIL) (dollars in millions)</b>					
2022 - 2023 Actual Obligations		2024+outyears Planned Obligations		Total	
Disc.	Mand.	Disc.	Mand.	Disc.	Mand.
\$-	\$-	\$-	\$-	\$-	\$-

<b>Inflation Reduction Act (IRA) (dollars in millions)</b>		
2022 - 2023 Actual Obligations	2024+outyears Planned Obligations	Total
\$-	\$-	\$-

**Description of major changes from 2024 Enacted in the 2025 President’s Budget Request:**

FY 2025 requested funds would be used to establish a BOEM Center for Tribal Engagement and Capacity Building, hire Field Liaisons, and support Tribal Co-Stewardship related to the development of offshore energy.

**Description of reported data:**

Many factors are considered to determine the program's funding level, but the final estimate is determined through the budget formulation process.

**Description of how funds are expended:**

Funding is primarily obligated by BOEM for personnel costs. Additional funding is provided via contract, inter-agency agreement, and cooperative agreement to businesses, federal partners and Tribes.

**Department of the Interior (DOI) – Bureau of Reclamation (BOR) – Bureau of Reclamation (BOR)**

*Program Category: Other*

<b>Annual Budget and Appropriations (dollars in millions)</b>													
2023 President's Budget Request		2023 Enacted				2024 President's Budget Request		2024 Enacted			2025 President's Budget Request		
Disc.	Mand.	Disc.	Mand.	Disaster Supp.	Advance Approps. for 2024	Disc.	Mand.	Disc.	Mand.	Advance Approps. for 2025	Disc.	Mand.	Advance Approps. for 2026
\$170.2	\$626.8	\$200	\$626.8	\$-	\$-	\$164.1	\$475.4	\$200.5	\$475.4	\$-	\$342.2	\$185.8	\$-

<b>Bipartisan Infrastructure Law (BIL) (dollars in millions)</b>					
2022 - 2023 Actual Obligations		2024+outyears Planned Obligations		Total	
Disc.	Mand.	Disc.	Mand.	Disc.	Mand.
\$-	\$579.7	\$-	\$690.3	\$-	\$1269.9

<b>Inflation Reduction Act (IRA) (dollars in millions)</b>		
2022 - 2023 Actual Obligations	2024+outyears Planned Obligations	Total
\$-	\$222.6	\$222.6

**Description of major changes from 2024 Enacted in the 2025 President's Budget Request:**

Budget include an increase for Tribal drought assistance.

**Description of reported data:**

FY 2024 BIL allocations for aging infrastructure (\$200 million) and rural water (\$37 million in reserve) are pending at this point and may impact these numbers in the future. FY 2024 project specific allocations from the BIL are pending. Indian Water Rights Settlement Completion Fund FY 2024 and future allocations are to be decided at a later date. Many factors are considered to determine each projects funding level including capacity to utilize funding and construction schedules, but the final amounts are determined through the formulation process.

**Description of how funds are expended:**

BOR expends the funding.

**Department of the Interior (DOI) – Bureau of Trust Funds Administration (BTFA) – Bureau of Trust Funds Administration (BTFA)**

Program Category: Other

<b>Annual Budget and Appropriations (dollars in millions)</b>													
2023 President's Budget Request		2023 Enacted				2024 President's Budget Request		2024 Enacted			2025 President's Budget Request		
Disc.	Mand.	Disc.	Mand.	Disaster Supp.	Advance Approps. for 2024	Disc.	Mand.	Disc.	Mand.	Advance Approps. for 2025	Disc.	Mand.	Advance Approps. for 2026
\$112.7	\$249	\$111.3	\$212	\$-	\$-	\$109.1	\$214	\$100	\$1,800	\$-	\$111.3	\$1,874	\$-

<b>Bipartisan Infrastructure Law (BIL) (dollars in millions)</b>					
2022 - 2023 Actual Obligations		2024+outyears Planned Obligations		Total	
Disc.	Mand.	Disc.	Mand.	Disc.	Mand.
\$-	\$-	\$-	\$-	\$-	\$-

<b>Inflation Reduction Act (IRA) (dollars in millions)</b>		
2022 - 2023 Actual Obligations	2024+outyears Planned Obligations	Total
\$-	\$-	\$-

**Description of major changes from 2024 Enacted in the 2025 President's Budget Request:**

Discretionary: The major changes in FY25 reflect the restoration of the FY23 funding level for BTFA in order to ensure continued trust operations throughout BTFA including beneficiary activities, fiduciary accounting activities, litigation and support activities, trust records management (including digitization activities), establishing a trust operations management function to oversee all things trust, support continued administrative cost increases, and continue audit and internal control activities. Mandatory: Increases in recent years reflect increases in settlement-originated deposits for BTFA management.

**Description of reported data:**

Discretionary: Many factors are considered to determine each program's funding level, but the final amounts are determined through the budget formulation process. Mandatory: Calculations for funding levels are based on economic assumptions. Funds are a result of receipts from settlements and/or judgments, as well as transaction activity from buying and selling investments, including investment income and proceeds from investments on behalf of settlement beneficiaries.

**Description of how funds are expended:**

Discretionary: Funding is primarily expended through direct service programs. Mandatory: BTFA manages these funds on behalf of Tribes and/or Individual Indians. When distributed, the funding goes directly to the beneficiary Tribes.

**Department of the Interior (DOI) – DOI Office of Wildland Fire (OWF) – DOI Office of Wildland Fire (OWF)**

Program Category: Other

Annual Budget and Appropriations (dollars in millions)													
2023 President's Budget Request		2023 Enacted				2024 President's Budget Request		2024 Enacted			2025 President's Budget Request		
Disc.	Mand.	Disc.	Mand.	Disaster Supp.	Advance Approps. for 2024	Disc.	Mand.	Disc.	Mand.	Advance Approps. for 2025	Disc.	Mand.	Advance Approps. for 2026
\$260	\$-	\$230	\$-	\$-	\$-	\$293	\$-	\$267.4	\$-	\$-	\$273.5	\$-	\$-

Bipartisan Infrastructure Law (BIL) (dollars in millions)					
2022 - 2023 Actual Obligations		2024+outyears Planned Obligations		Total	
Disc.	Mand.	Disc.	Mand.	Disc.	Mand.
\$67.1	\$-	\$141.9	\$-	\$209	\$-

Inflation Reduction Act (IRA) (dollars in millions)		
2022 - 2023 Actual Obligations	2024+outyears Planned Obligations	Total
\$-	\$-	\$-

**Description of major changes from 2024 Enacted in the 2025 President's Budget Request:**

The President's Budget includes increased funding for Fire Fighter compensation, capacity and workforce transformation, and other workforce reforms. It also increases funding for Reserved Treaty Rights Lands projects and for contract and administrative support for Fuels management activities of fire fighting organizations managed by Tribal nations. Above normal fire activity estimated for FY 2024 fire activity and normal fire activity estimated for FY 2025.

**Description of reported data:**

With the exception of Suppression Operations funding, the 2024 amounts reflect estimated allocations based on the 2024 appropriation and the FY 2025 amount reflects estimated allocations including BIA specific program funding increases that are included in the President's Budget request. For Suppression Operations funding, the 2024 estimate is based on the increase in obligations experienced by BIA, whereas 2025 estimate is based on recent average BIA actuals. Funding provided for Disaster Relief is not included in the FY 2025 request or enacted amounts; however, funding reported in the FY 2023 Enacted column includes Disaster Relief funding for Suppression activities, which has previously been included in the regular Wildland Fire Management appropriations.

**Description of how funds are expended:**

OWF allocates funding to BIA. BIA expends the funding by paying Federal employees, and through Tribal contracts and compacts, cooperative agreements and grants.



**Department of the Interior (DOI) – Fish and Wildlife Service (FWS) – Fish and Wildlife Service (FWS)**

*Program Category: Natural resources and environment*

<b>Annual Budget and Appropriations (dollars in millions)</b>													
2023 President’s Budget Request		2023 Enacted				2024 President’s Budget Request		2024 Enacted			2025 President’s Budget Request		
Disc.	Mand.	Disc.	Mand.	Disaster Supp.	Advance Approps. for 2024	Disc.	Mand.	Disc.	Mand.	Advance Approps. for 2025	Disc.	Mand.	Advance Approps. for 2026
\$17.2	\$-	\$13.7	\$-	\$-	\$-	\$21.1	\$-	\$13.6	\$-	\$-	\$16.3	\$-	\$-

<b>Bipartisan Infrastructure Law (BIL) (dollars in millions)</b>					
2022 - 2023 Actual Obligations		2024+outyears Planned Obligations		Total	
Disc.	Mand.	Disc.	Mand.	Disc.	Mand.
\$34.5	\$-	\$80	\$-	\$114.5	\$-

<b>Inflation Reduction Act (IRA) (dollars in millions)</b>		
2022 - 2023 Actual Obligations	2024+outyears Planned Obligations	Total
\$-	\$-	\$-

**Description of major changes from 2024 Enacted in the 2025 President’s Budget Request:**

The Fish and Wildlife Service budget includes increases for Tribal Wildlife Grants, Alaska Subsistence Co-management, Tribal Co-stewardship, and Tribal consultations.

**Description of reported data:**

Many factors are considered in determining the funding amounts for the FWS programs that benefit Tribes, including historical funding amounts, but the final amounts are determined through the budget formulation process.

**Description of how funds are expended:**

FWS funding is expended in several ways including a competitive grant program to Tribes, FWS technical assistance to Tribes and contracts with Tribes.

**Department of the Interior (DOI) – National Park Service (NPS) – National Park Service (NPS)**

*Program Category: Other*

<b>Annual Budget and Appropriations (dollars in millions)</b>													
2023 President's Budget Request		2023 Enacted				2024 President's Budget Request		2024 Enacted			2025 President's Budget Request		
Disc.	Mand.	Disc.	Mand.	Disaster Supp.	Advance Approps. for 2024	Disc.	Mand.	Disc.	Mand.	Advance Approps. for 2025	Disc.	Mand.	Advance Approps. for 2026
\$35.4	\$-	\$35.3	\$-	\$-	\$-	\$49.3	\$-	\$36	\$-	\$-	\$44.6	\$-	\$-

<b>Bipartisan Infrastructure Law (BIL) (dollars in millions)</b>					
2022 - 2023 Actual Obligations		2024+outyears Planned Obligations		Total	
Disc.	Mand.	Disc.	Mand.	Disc.	Mand.
\$-	\$-	\$-	\$-	\$-	\$-

<b>Inflation Reduction Act (IRA) (dollars in millions)</b>		
2022 - 2023 Actual Obligations	2024+outyears Planned Obligations	Total
\$1.6	\$12.1	\$13.8

**Description of major changes from 2024 Enacted in the 2025 President's Budget Request:**

Increases include additional funding for Tribal Heritage Grants, subsistence management, Tribal Co-Stewardship, and NATIVE Act Implementation.

**Description of reported data:**

Many factors are considered to determine each program's funding level, but the final amounts are determined through the budget formulation process.

**Description of how funds are expended:**

Funds are expended through NPS programs and grants to Tribes.

**Department of the Interior (DOI) – Office of Surface Mining Reclamation and Enforcement (OSMRE) – Office of Surface Mining Reclamation and Enforcement (OSMRE)**

*Program Category: Natural resources and environment*

<b>Annual Budget and Appropriations (dollars in millions)</b>													
2023 President’s Budget Request		2023 Enacted				2024 President’s Budget Request		2024 Enacted			2025 President’s Budget Request		
Disc.	Mand.	Disc.	Mand.	Disaster Supp.	Advance Approps. for 2024	Disc.	Mand.	Disc.	Mand.	Advance Approps. for 2025	Disc.	Mand.	Advance Approps. for 2026
\$2.5	\$0.8	\$2.4	\$0.8	\$-	\$-	\$2.4	\$0.8	\$2.3	\$0.8	\$-	\$2.4	\$0.8	\$-

<b>Bipartisan Infrastructure Law (BIL) (dollars in millions)</b>					
2022 - 2023 Actual Obligations		2024+outyears Planned Obligations		Total	
Disc.	Mand.	Disc.	Mand.	Disc.	Mand.
\$1.7	\$-	\$22.5	\$-	\$24.2	\$-

<b>Inflation Reduction Act (IRA) (dollars in millions)</b>		
2022 - 2023 Actual Obligations	2024+outyears Planned Obligations	Total
\$-	\$-	\$-

**Description of major changes from 2024 Enacted in the 2025 President’s Budget Request:**

No major changes.

**Description of reported data:**

Many factors are considered to determine the program's funding level, but the final amount is determined through the budget formulation process.

**Description of how funds are expended:**

Direct service and through grants to Tribes.

**Department of the Interior (DOI) – Office of the Secretary – Appraisal and Valuation Services Office - Indian Land Appraisals**

*Program Category: Housing and community development*

<b>Annual Budget and Appropriations (dollars in millions)</b>													
2023 President's Budget Request		2023 Enacted				2024 President's Budget Request		2024 Enacted			2025 President's Budget Request		
Disc.	Mand.	Disc.	Mand.	Disaster Supp.	Advance Approps. for 2024	Disc.	Mand.	Disc.	Mand.	Advance Approps. for 2025	Disc.	Mand.	Advance Approps. for 2026
\$14.3	\$-	\$14.3	\$-	\$-	\$-	\$15	\$-	\$14.3	\$-	\$-	\$15.3	\$-	\$-

<b>Bipartisan Infrastructure Law (BIL) (dollars in millions)</b>					
2022 - 2023 Actual Obligations		2024+outyears Planned Obligations		Total	
Disc.	Mand.	Disc.	Mand.	Disc.	Mand.
\$-	\$-	\$-	\$-	\$-	\$-

<b>Inflation Reduction Act (IRA) (dollars in millions)</b>		
2022 - 2023 Actual Obligations	2024+outyears Planned Obligations	Total
\$-	\$-	\$-

**Description of major changes from 2024 Enacted in the 2025 President's Budget Request:**

No major changes.

**Description of reported data:**

Many factors are considered to determine each program's funding level, but the final amounts are determined through the budget formulation process.

**Description of how funds are expended:**

Direct service and contacts with Tribes.

**Department of the Interior (DOI) – Office of the Secretary – Energy Community Revitalization Program (ECRP) Native American Funding**

*Program Category: Natural resources and environment*

<b>Annual Budget and Appropriations (dollars in millions)</b>													
2023 President’s Budget Request		2023 Enacted				2024 President’s Budget Request		2024 Enacted			2025 President’s Budget Request		
Disc.	Mand.	Disc.	Mand.	Disaster Supp.	Advance Approps. for 2024	Disc.	Mand.	Disc.	Mand.	Advance Approps. for 2025	Disc.	Mand.	Advance Approps. for 2026
\$10	\$-	\$0.4	\$-	\$-	\$-	\$5.5	\$-	\$0.4	\$-	\$-	\$1.3	\$-	\$-

<b>Bipartisan Infrastructure Law (BIL) (dollars in millions)</b>					
2022 - 2023 Actual Obligations		2024+outyears Planned Obligations		Total	
Disc.	Mand.	Disc.	Mand.	Disc.	Mand.
\$39.4	\$-	\$106	\$-	\$145.4	\$-

<b>Inflation Reduction Act (IRA) (dollars in millions)</b>		
2022 - 2023 Actual Obligations	2024+outyears Planned Obligations	Total
\$-	\$-	\$-

**Description of major changes from 2024 Enacted in the 2025 President’s Budget Request:**

Tribal Phase 2 grants will be awarded in Q4 2024 and Q2 2025 (timing dependent upon FBMS blackout period). The data call for Tribal Phase 3 grants will occur in FY 2025.

**Description of reported data:**

Many factors are considered to determine the program's funding level, but the final amounts are determined through the budget formulation process. BIL funding focused on orphaned wells grants to Tribes only. Also includes funding provided to BIA for administrative purposes.

**Description of how funds are expended:**

Either 638 contracts or self-governance financial agreements with Tribes.

**Department of the Interior (DOI) – Office of the Secretary – IJJA/BIL Ecosystem Restoration Program Native American Funding**

*Program Category: Natural resources and environment*

<b>Annual Budget and Appropriations (dollars in millions)</b>														
2023 President’s Budget Request		2023 Enacted				2024 President’s Budget Request		2024 Enacted			2025 President’s Budget Request			
Disc.	Mand.	Disc.	Mand.	Disaster Supp.	Advance Approps. for 2024	Disc.	Mand.	Disc.	Mand.	Advance Approps. for 2025	Disc.	Mand.	Advance Approps. for 2026	
\$-	\$-	\$-	\$-	\$-	\$-	\$-	\$-	\$-	\$-	\$-	\$-	\$-	\$-	\$-

<b>Bipartisan Infrastructure Law (BIL) (dollars in millions)</b>					
2022 - 2023 Actual Obligations		2024+outyears Planned Obligations		Total	
Disc.	Mand.	Disc.	Mand.	Disc.	Mand.
\$106.8	\$-	\$58.1	\$-	\$164.9	\$-

<b>Inflation Reduction Act (IRA) (dollars in millions)</b>		
2022 - 2023 Actual Obligations	2024+outyears Planned Obligations	Total
\$-	\$-	\$-

**Description of major changes from 2024 Enacted in the 2025 President’s Budget Request:**

No major changes.

**Description of reported data:**

Funding for Ecosystem Restoration (ER) projects is determined through an integrated and iterative approach between DOI bureaus and offices and several DOI advisory and review groups. Approximately 40% of ER funding is distributed via the National Fish and Wildlife Federation America the Beautiful Challenge (AtBC) Grants, for which Tribes, states, and other entities are eligible to apply. These are awarded via a merit review process that includes external stakeholders. The AtBC grant process targets 40% of all funds toward disadvantaged communities, and many of the successful grant awards have been to Tribes or Tribal entities. AtBC Round 1 and 2 projects have been awarded making up \$77M of the 2022 & 2023 actual obligations. AtBC Round 3 projects are undergoing reviews and will be awarded in early-mid FY 2025, amount is TBD. For the remaining 60% of funds, the Ecosystem Restoration program (ERP) follows both Administration and DOI policies to ensure equitable and just distribution of funds. As a Justice40 covered program, it targets 40 percent of the benefits derived from the program’s projects to disadvantaged and underserved communities. ERP has further established an internal program policy that a minimum of 7 and 3% of funding, respectively, will be for projects for Native American and Insular communities or lands. The 2024 and future planned obligations reflects planned allocations to Bureaus for projects which in whole or in part benefit Native Americans or Native Alaskans across ER activities. AtBC projects are not yet known or assumed at this time.

**Description of how funds are expended:**

Funding will be provided to Tribes through a 638 contract or self-governance compact

**Department of the Interior (DOI) – Office of the Secretary – Indian Arts and Crafts Board**

*Program Category: Justice*

<b>Annual Budget and Appropriations (dollars in millions)</b>													
2023 President's Budget Request		2023 Enacted				2024 President's Budget Request		2024 Enacted			2025 President's Budget Request		
Disc.	Mand.	Disc.	Mand.	Disaster Supp.	Advance Approps. for 2024	Disc.	Mand.	Disc.	Mand.	Advance Approps. for 2025	Disc.	Mand.	Advance Approps. for 2026
\$1.7	\$-	\$1.8	\$-	\$-	\$-	\$2	\$-	\$1.8	\$-	\$-	\$2	\$-	\$-

<b>Bipartisan Infrastructure Law (BIL) (dollars in millions)</b>					
2022 - 2023 Actual Obligations		2024+outyears Planned Obligations		Total	
Disc.	Mand.	Disc.	Mand.	Disc.	Mand.
\$-	\$-	\$-	\$-	\$-	\$-

<b>Inflation Reduction Act (IRA) (dollars in millions)</b>		
2022 - 2023 Actual Obligations	2024+outyears Planned Obligations	Total
\$-	\$-	\$-

**Description of major changes from 2024 Enacted in the 2025 President's Budget Request:**

No major changes.

**Description of reported data:**

Many factors are considered to determine the IACB funding level, but the final amounts are determined through the budget formulation process.

**Description of how funds are expended:**

IACB expends the funding.



**Department of the Interior (DOI) – Office of the Secretary – Land and Water Conservation Fund - Tribal Land Acquisition**

*Program Category: Natural resources and environment*

<b>Annual Budget and Appropriations (dollars in millions)</b>													
2023 President's Budget Request		2023 Enacted				2024 President's Budget Request		2024 Enacted			2025 President's Budget Request		
Disc.	Mand.	Disc.	Mand.	Disaster Supp.	Advance Approps. for 2024	Disc.	Mand.	Disc.	Mand.	Advance Approps. for 2025	Disc.	Mand.	Advance Approps. for 2026
\$-	\$-	\$-	\$-	\$-	\$-	\$-	\$-	\$-	\$-	\$-	\$-	\$8	\$-

<b>Bipartisan Infrastructure Law (BIL) (dollars in millions)</b>					
2022 - 2023 Actual Obligations		2024+outyears Planned Obligations		Total	
Disc.	Mand.	Disc.	Mand.	Disc.	Mand.
\$-	\$-	\$-	\$-	\$-	\$-

<b>Inflation Reduction Act (IRA) (dollars in millions)</b>		
2022 - 2023 Actual Obligations	2024+outyears Planned Obligations	Total
\$-	\$-	\$-

**Description of major changes from 2024 Enacted in the 2025 President's Budget Request:**

The 2025 Budget proposes to allocate \$8 million from the Land and Water Conservation Fund (LWCF) to support Tribal land acquisition consistent with the purposes of the LWCF.

**Description of reported data:**

LWCF allocations are proposed by the Budget and affirmed by Congress. This data reflects the Budget proposal.

**Description of how funds are expended:**

Subject to Tribal Consultation, funding is expected to be provided directly to Tribes or administered on their behalf

**Department of the Interior (DOI) – Office of the Secretary** – Office of Environmental Policy and Compliance (OEPC) IRA Section 50303, Permitting  
*Program Category: Natural resources and environment*

<b>Annual Budget and Appropriations (dollars in millions)</b>													
2023 President's Budget Request		2023 Enacted				2024 President's Budget Request		2024 Enacted			2025 President's Budget Request		
Disc.	Mand.	Disc.	Mand.	Disaster Supp.	Advance Approps. for 2024	Disc.	Mand.	Disc.	Mand.	Advance Approps. for 2025	Disc.	Mand.	Advance Approps. for 2026
\$-	\$-	\$-	\$-	\$-	\$-	\$-	\$-	\$-	\$-	\$-	\$-	\$-	\$-

<b>Bipartisan Infrastructure Law (BIL) (dollars in millions)</b>					
2022 - 2023 Actual Obligations		2024+outyears Planned Obligations		Total	
Disc.	Mand.	Disc.	Mand.	Disc.	Mand.
\$-	\$-	\$-	\$-	\$-	\$-

<b>Inflation Reduction Act (IRA) (dollars in millions)</b>		
2022 - 2023 Actual Obligations	2024+outyears Planned Obligations	Total
\$0.3	\$0.2	\$0.5

**Description of major changes from 2024 Enacted in the 2025 President's Budget Request:**

No major changes.

**Description of reported data:**

These are estimated total IRA OEPC obligations, which include \$500 thousand for Indigenous Knowledge and \$16 thousand for Tribal and Community Engagement. Indigenous Knowledge funding supports developing government-wide best practices to improve early engagement with Tribal governments to identify potential impacts to natural, archeological, and cultural resources from Federally authorized infrastructure projects through an Indigenous Knowledge handbook and training. Tribal and Community Engagement funding supports community involvement in overall IRA Section 50503 funds DOI bureau allocations.

**Description of how funds are expended:**

Funds are obligated by OEPC directly to further program implementation and community engagement.

**Department of the Interior (DOI) – Office of the Secretary – Office of Natural Resources Revenue (ONRR) Native American Funding**

*Program Category: Energy*

<b>Annual Budget and Appropriations (dollars in millions)</b>													
2023 President's Budget Request		2023 Enacted				2024 President's Budget Request		2024 Enacted			2025 President's Budget Request		
Disc.	Mand.	Disc.	Mand.	Disaster Supp.	Advance Approps. for 2024	Disc.	Mand.	Disc.	Mand.	Advance Approps. for 2025	Disc.	Mand.	Advance Approps. for 2026
\$59.3	\$-	\$56.3	\$-	\$-	\$-	\$63.8	\$-	\$55.3	\$-	\$-	\$59.5	\$-	\$-

<b>Bipartisan Infrastructure Law (BIL) (dollars in millions)</b>					
2022 - 2023 Actual Obligations		2024+outyears Planned Obligations		Total	
Disc.	Mand.	Disc.	Mand.	Disc.	Mand.
\$-	\$-	\$-	\$-	\$-	\$-

<b>Inflation Reduction Act (IRA) (dollars in millions)</b>		
2022 - 2023 Actual Obligations	2024+outyears Planned Obligations	Total
\$-	\$-	\$-

**Description of major changes from 2024 Enacted in the 2025 President's Budget Request:**

Reflects increase for Osage activities and overall budget increase.

**Description of reported data:**

ONRR uses Activity Based Costing (ABC), adjusted by line-item budget requests, to compute the Native American crosscut figure.

**Description of how funds are expended:**

ONRR expends these funds through mission activities performed by ONRR staff and through cooperative agreements with Tribal governments.

**Department of the Interior (DOI) – United States Geological Survey (USGS) – United States Geological Survey (USGS)**

*Program Category: Natural resources and environment*

<b>Annual Budget and Appropriations (dollars in millions)</b>													
2023 President's Budget Request		2023 Enacted				2024 President's Budget Request		2024 Enacted			2025 President's Budget Request		
Disc.	Mand.	Disc.	Mand.	Disaster Supp.	Advance Approps. for 2024	Disc.	Mand.	Disc.	Mand.	Advance Approps. for 2025	Disc.	Mand.	Advance Approps. for 2026
\$29.6	\$-	\$11	\$-	\$7.3	\$-	\$24	\$-	\$11.9	\$-	\$-	\$11.9	\$-	\$-

<b>Bipartisan Infrastructure Law (BIL) (dollars in millions)</b>					
2022 - 2023 Actual Obligations		2024+outyears Planned Obligations		Total	
Disc.	Mand.	Disc.	Mand.	Disc.	Mand.
\$2.1	\$-	\$0.3	\$-	\$2.3	\$-

<b>Inflation Reduction Act (IRA) (dollars in millions)</b>		
2022 - 2023 Actual Obligations	2024+outyears Planned Obligations	Total
\$-	\$-	\$-

**Description of major changes from 2024 Enacted in the 2025 President's Budget Request:**

No major changes.

**Description of reported data:**

Many factors are considered to determine the program's funding level, but the final amount is determined through the budget formulation process.

**Description of how funds are expended:**

The USGS works with Tribes to address land and water resource management; natural hazards mitigation; minerals mining; ecosystem restoration; and technical training. The USGS actively supports Tribal Nations, Alaska Native Corporations, and Native Hawaiian Organizations in two main ways: (1) Partnerships and Science Needs: The USGS Office of Tribal Relations builds partnerships with these groups to identify and address their science needs. This includes providing technical assistance and fostering Indigenous youth engagement in science; and (2) Grants: The USGS offers grants for USGS activities including data collection, modeling, analysis, coordination with tribal communities.

**Department of the Treasury (Treasury) – Native American Community Development Financial Institutions (CDFI) Fund Assistance Program**

*Program Category: Housing and community development*

<b>Annual Budget and Appropriations (dollars in millions)</b>													
2023 President’s Budget Request		2023 Enacted				2024 President’s Budget Request		2024 Enacted			2025 President’s Budget Request		
Disc.	Mand.	Disc.	Mand.	Disaster Supp.	Advance Approps. for 2024	Disc.	Mand.	Disc.	Mand.	Advance Approps. for 2025	Disc.	Mand.	Advance Approps. for 2026
\$21.5	\$-	\$25	\$-	\$-	\$-	\$25	\$-	\$28	\$-	\$-	\$25	\$-	\$-

<b>Bipartisan Infrastructure Law (BIL) (dollars in millions)</b>					
2022 - 2023 Actual Obligations		2024+outyears Planned Obligations		Total	
Disc.	Mand.	Disc.	Mand.	Disc.	Mand.
\$-	\$-	\$-	\$-	\$-	\$-

<b>Inflation Reduction Act (IRA) (dollars in millions)</b>		
2022 - 2023 Actual Obligations	2024+outyears Planned Obligations	Total
\$-	\$-	\$-

**Description of major changes from 2024 Enacted in the 2025 President’s Budget Request:**

No major changes.

**Description of reported data:**

The FY 2024 Appropriations Bill (PL 118-47) states that, of the amount appropriated for the Community Development Financial Institutions Fund Program Account, not less than \$28 million is for financial assistance, technical assistance, training, and outreach programs designed to benefit Native American, Native Hawaiian, and Alaska Native communities and provided primarily through qualified community development lender organizations with experience and expertise in community development banking and lending in Indian country, Native American organizations, Tribes and tribal organizations, and other suitable providers.

**Description of how funds are expended:**

Native American CDFI Assistance Program: PL 118-47 states that, of the amount appropriated for the Community Development Financial Institutions Fund Program Account, not less than \$28 million is for financial assistance, technical assistance, training, and outreach programs designed to benefit Native American, Native Hawaiian, and Alaska Native communities and provided primarily through qualified community development lender organizations with experience and expertise in community development banking and lending in Indian country, Native American organizations, Tribes and tribal organizations, and other suitable providers.

**Department of the Treasury (Treasury) – Internal Revenue Service (IRS) – IRS Indian Tribal Government Services**

Program Category: Other

<b>Annual Budget and Appropriations (dollars in millions)</b>													
2023 President's Budget Request		2023 Enacted				2024 President's Budget Request		2024 Enacted			2025 President's Budget Request		
Disc.	Mand.	Disc.	Mand.	Disaster Supp.	Advance Approps. for 2024	Disc.	Mand.	Disc.	Mand.	Advance Approps. for 2025	Disc.	Mand.	Advance Approps. for 2026
\$6.3	\$-	\$6.3	\$-	\$-	\$-	\$7.4	\$-	\$7.4	\$-	\$-	\$7.8	\$-	\$-

<b>Bipartisan Infrastructure Law (BIL) (dollars in millions)</b>					
2022 - 2023 Actual Obligations		2024+outyears Planned Obligations		Total	
Disc.	Mand.	Disc.	Mand.	Disc.	Mand.
\$-	\$-	\$-	\$-	\$-	\$-

<b>Inflation Reduction Act (IRA) (dollars in millions)</b>		
2022 - 2023 Actual Obligations	2024+outyears Planned Obligations	Total
\$-	\$-	\$-

**Description of major changes from 2024 Enacted in the 2025 President's Budget Request:**

No major changes.

**Description of reported data:**

The Internal Revenue Service (IRS) established the Indian Tribal Government (ITG) function within the Tax Exempt and Government Entities (TE/GE) Division to assist the 574 Federally recognized Indian tribes and 3,500 tribal entities in addressing their federal tax obligations. Since Calendar Year 2000, the ITG function has had federal tax compliance responsibility for each federally recognized Indian tribe. The ITG function combines its compliance strategies with outreach and educational activities to support a balanced approach to improve compliance and understanding of tax responsibilities amongst the Federally recognized tribes. The budget for the ITG function is part of the annual Enforcement appropriation (discretionary funds) and IRA- Enforcement.

**Description of how funds are expended:**

Funding is expended through the ITG function, including labor expenses; in FY 2024 there are approximately 44 employees under the ITG program.

**Department of the Treasury (Treasury) – Office of Tribal and Native Affairs – Office of Tribal and Native Affairs**

*Program Category: Other*

<b>Annual Budget and Appropriations (dollars in millions)</b>													
2023 President's Budget Request		2023 Enacted				2024 President's Budget Request		2024 Enacted			2025 President's Budget Request		
Disc.	Mand.	Disc.	Mand.	Disaster Supp.	Advance Approps. for 2024	Disc.	Mand.	Disc.	Mand.	Advance Approps. for 2025	Disc.	Mand.	Advance Approps. for 2026
\$-	\$-	\$1	\$-	\$-	\$-	\$1	\$-	\$1.3	\$-	\$-	\$1.3	\$-	\$-

<b>Bipartisan Infrastructure Law (BIL) (dollars in millions)</b>					
2022 - 2023 Actual Obligations		2024+outyears Planned Obligations		Total	
Disc.	Mand.	Disc.	Mand.	Disc.	Mand.
\$-	\$-	\$-	\$-	\$-	\$-

<b>Inflation Reduction Act (IRA) (dollars in millions)</b>		
2022 - 2023 Actual Obligations	2024+outyears Planned Obligations	Total
\$-	\$-	\$-

**Description of major changes from 2024 Enacted in the 2025 President's Budget Request:**

The Office of Tribal and Native Affairs was established late in FY 2022. There are no major changes in FY 2024.

**Description of reported data:**

The Office of Tribal and Native Affairs reports to the Treasurer and collaborates intra-agency and interagency to ensure diplomatic relations between the federal agency and Tribes reflect optimal policy, program and guidance related to tribal economies, tax policy/tax parity. The office works across Treasury's portfolio on issues related to Tribal nations, and is committed to strengthening Treasury's relationships with tribal governments and Indian Country to work to better understand and respond to the needs of tribal governments regarding Treasury regulations, legislative comments, proposed legislation and policy statements that have Tribal implications, have a direct and identifiable economic impact on Indian Tribes. The Office is responsible for the administration and coordination of the Treasury Tribal Advisory Committee who advises the Secretary of Treasury on tax policy matters. The Office staffs the Treasurer on the White House Council of Native American Affairs and serves on subcommittees of this Council to ensure policies and initiatives reflect Indian Law and Policy.

**Description of how funds are expended:**

Policy, technical assistance for legislation, coordination of tribal consultation, advising on the management of various Treasury financial programs impacting Tribes and coordination of Treasury Tribal Advisory Committee.

**Department of Transportation (DOT) – Federal Highway Administration – Nationally Significant Federal Lands and Tribal Projects Program**

*Program Category: Transportation*

<b>Annual Budget and Appropriations (dollars in millions)</b>													
2023 President’s Budget Request		2023 Enacted				2024 President’s Budget Request		2024 Enacted			2025 President’s Budget Request		
Disc.	Mand.	Disc.	Mand.	Disaster Supp.	Advance Approps. for 2024	Disc.	Mand.	Disc.	Mand.	Advance Approps. for 2025	Disc.	Mand.	Advance Approps. for 2026
\$-	\$-	\$40	\$-	\$-	\$-	\$-	\$-	\$-	\$-	\$-	\$-	\$-	\$-

<b>Bipartisan Infrastructure Law (BIL) (dollars in millions)</b>					
2022 - 2023 Actual Obligations		2024+outyears Planned Obligations		Total	
Disc.	Mand.	Disc.	Mand.	Disc.	Mand.
\$-	\$-	\$-	\$275	\$-	\$275

<b>Inflation Reduction Act (IRA) (dollars in millions)</b>		
2022 - 2023 Actual Obligations	2024+outyears Planned Obligations	Total
\$-	\$-	\$-

**Description of major changes from 2024 Enacted in the 2025 President’s Budget Request:**

In previous reports this program’s funding was reported only under Budget/Enacted. This year the funding for this program that was provided by the BIL is reported under the BIL, and any discretionary funding for this program is reported under Budget/Enacted, as applicable.

**Description of reported data:**

Funds authorized for the Nationally Significant Federal Lands and Tribal Projects Program in BIL and \$40M appropriated in the Department of Transportation Appropriations Act, 2023, Public Law 117-328.

**Description of how funds are expended:**

Funds are awarded to tribes and other applicants on a competitive basis.



**Department of Transportation (DOT) – Federal Highway Administration – Tribal Transportation Facility Bridges**

*Program Category: Transportation*

<b>Annual Budget and Appropriations (dollars in millions)</b>													
2023 President’s Budget Request		2023 Enacted				2024 President’s Budget Request		2024 Enacted			2025 President’s Budget Request		
Disc.	Mand.	Disc.	Mand.	Disaster Supp.	Advance Approps. for 2024	Disc.	Mand.	Disc.	Mand.	Advance Approps. for 2025	Disc.	Mand.	Advance Approps. for 2026
\$-	\$-	\$-	\$-	\$-	\$-	\$-	\$-	\$-	\$-	\$-	\$-	\$-	\$-

<b>Bipartisan Infrastructure Law (BIL) (dollars in millions)</b>					
2022 - 2023 Actual Obligations		2024+outyears Planned Obligations		Total	
Disc.	Mand.	Disc.	Mand.	Disc.	Mand.
\$148.5	\$-	\$776.5	\$100	\$925	\$100

<b>Inflation Reduction Act (IRA) (dollars in millions)</b>		
2022 - 2023 Actual Obligations	2024+outyears Planned Obligations	Total
\$-	\$-	\$-

**Description of major changes from 2024 Enacted in the 2025 President’s Budget Request:**

In previous reports this program’s funding was reported under Budget/Enacted. This year this program’s funding is reported only under the BIL, as it was provided by the BIL via contract authority and advance appropriations.

**Description of reported data:**

The Tribal Transportation Facility Bridges obligations are from set-asides from the competitive Bridge Investment Program and the Bridge Replacement, Rehabilitation, Preservation, Protection, and Construction formula program authorized in BIL, and include both mandatory contract authority and advance appropriations.

**Description of how funds are expended:**

Any time during the fiscal year, a Tribe may prepare and submit to the BIA Region or FHWA Tribal Coordinator (TC) an application package to request TTP Bridge Program funding. The BIA Region or FHWA TC will assist the Tribe in preparing the application package, review the Tribe’s submittal and resolve any issues with the Tribe.

**Department of Transportation (DOT) – Federal Highway Administration – Tribal Transportation Program**

*Program Category: Transportation*

<b>Annual Budget and Appropriations (dollars in millions)</b>													
2023 President's Budget Request		2023 Enacted				2024 President's Budget Request		2024 Enacted			2025 President's Budget Request		
Disc.	Mand.	Disc.	Mand.	Disaster Supp.	Advance Approps. for 2024	Disc.	Mand.	Disc.	Mand.	Advance Approps. for 2025	Disc.	Mand.	Advance Approps. for 2026
\$-	\$-	\$-	\$-	\$-	\$-	\$-	\$-	\$150	\$-	\$-	\$-	\$-	\$-

<b>Bipartisan Infrastructure Law (BIL) (dollars in millions)</b>					
2022 - 2023 Actual Obligations		2024+outyears Planned Obligations		Total	
Disc.	Mand.	Disc.	Mand.	Disc.	Mand.
\$-	\$442.5	\$-	\$2,569.3	\$-	\$3,011.8

<b>Inflation Reduction Act (IRA) (dollars in millions)</b>		
2022 - 2023 Actual Obligations	2024+outyears Planned Obligations	Total
\$-	\$-	\$-

**Description of major changes from 2024 Enacted in the 2025 President's Budget Request:**

The 2025 Budget did not request discretionary resources for this program on top of the resources provided by the BIL.

**Description of reported data:**

The BIL provides mandatory contract authority for the Tribal Transportation Program for fiscal years 2022-2026. In addition, \$150M was appropriated for the program in the Department of Transportation Appropriations Act, 2024, Public Law 118-42.

**Description of how funds are expended:**

Funds are allocated among Tribes using a statutory formula based on tribal population, road mileage, and average tribal shares of the former Tribal Transportation Allocation methodology (TTAM) formula. Tribal Transportation Program funds are provided to the Tribes either directly or through the Bureau of Indian Affairs.

**Department of Transportation (DOT) – Federal Transit Administration – Public Transportation on Indian Reservations Competitive And Formula Program Category: Transportation**

Annual Budget and Appropriations (dollars in millions)														
2023 President’s Budget Request		2023 Enacted				2024 President’s Budget Request		2024 Enacted			2025 President’s Budget Request			
Disc.	Mand.	Disc.	Mand.	Disaster Supp.	Advance Approps. for 2024	Disc.	Mand.	Disc.	Mand.	Advance Approps. for 2025	Disc.	Mand.	Advance Approps. for 2026	
\$-	\$-	\$-	\$-	\$-	\$-	\$-	\$-	\$-	\$-	\$-	\$-	\$-	\$-	\$-

Bipartisan Infrastructure Law (BIL) (dollars in millions)					
2022 - 2023 Actual Obligations		2024+outyears Planned Obligations		Total	
Disc.	Mand.	Disc.	Mand.	Disc.	Mand.
\$22	\$-	\$207	\$-	\$229	\$-

Inflation Reduction Act (IRA) (dollars in millions)		
2022 - 2023 Actual Obligations	2024+outyears Planned Obligations	Total
\$-	\$-	\$-

**Description of major changes from 2024 Enacted in the 2025 President’s Budget Request:**

In previous reports this program’s funding was reported under both Budget/Enacted and BIL. This year the funding for this program is only being reported under the BIL.

**Description of reported data:**

The Public Transportation on Indian Reservations is a set-aside based on the authorized levels from the Formula Grants for Rural Areas program that includes a formula program and a competitive grant program.

**Description of how funds are expended:**

The Tribal Transit Program provides direct funding to federally recognized Indian Tribes to provide public transportation service on and around Indian reservations or tribal land in rural areas. Funds set aside for the Indian Tribes are not meant to replace or reduce funds that Indian Tribes receive from a state’s Section 5311 funds. Eligible recipients under both the discretionary and formula program include federally recognized Indian Tribes or Alaska Native villages, groups, or communities as identified by the U.S. Department of the Interior Bureau of Indian Affairs (BIA). A Tribe must have the legal, financial, and technical capabilities to receive and administer federal funds. The purpose of the Tribal Transit Program is to provide and enhance public transportation on Indian reservations/tribal lands and to provide transit services to serve tribal communities. Tribes must be located in rural areas with populations under fifty thousand, and not identified as an urbanized expansion area by the Bureau of the Census. Tribes must be providing public transit or proposing to provide public transit services. Funds may be used for public transportation capital projects, operating costs of equipment and facilities, transit planning, and acquisition of public transportation services, including service

agreements with private providers of public transportation services. Funding may be for planning, start-up transit service, enhancement of existing services, purchase of transit capital items, including vehicles, and operating expenses. Operating expenses include fuel, oil, driver and dispatcher salaries, fringe benefits, and licenses (see Chapter III of the Section 5311 Program Circular for full details on eligibility).

**Department of Transportation (DOT) – National Highway Traffic Safety Administration (NHTSA) – Highway Safety Programs - Title 23 USC Section 402**

*Program Category: Transportation*

<b>Annual Budget and Appropriations (dollars in millions)</b>													
2023 President’s Budget Request		2023 Enacted				2024 President’s Budget Request		2024 Enacted			2025 President’s Budget Request		
Disc.	Mand.	Disc.	Mand.	Disaster Supp.	Advance Approps. for 2024	Disc.	Mand.	Disc.	Mand.	Advance Approps. for 2025	Disc.	Mand.	Advance Approps. for 2026
\$7.6	\$-	\$7.7	\$-	\$-	\$-	\$7.5	\$-	\$7.5	\$-	\$-	\$7.5	\$-	\$-

<b>Bipartisan Infrastructure Law (BIL) (dollars in millions)</b>					
2022 - 2023 Actual Obligations		2024+outyears Planned Obligations		Total	
Disc.	Mand.	Disc.	Mand.	Disc.	Mand.
\$0.9	\$-	\$1.2	\$-	\$2.1	\$-

<b>Inflation Reduction Act (IRA) (dollars in millions)</b>		
2022 - 2023 Actual Obligations	2024+outyears Planned Obligations	Total
\$-	\$-	\$-

**Description of major changes from 2024 Enacted in the 2025 President’s Budget Request:**

The amounts reported are based on a statutorily defined calculation (not less than 2% of the total Section 402 apportionment). Increases from FY 2023 reflect increased funding for Section 402 provided in IIJA/BIL. Amounts reported as BIL Discretionary reflect the calculation applied to the amounts provided for Section 402 in the IIJA/BIL advance appropriations.

**Description of reported data:**

The Bureau of Indian Affairs (BIA) receives Section 402 grant funds determined by the formula set forth in 23 U.S.C. § 402(c). The apportionment to the Secretary of the Interior on behalf of the Indian Tribes, is not less than 2 percent of the total apportionment. The BIA is not eligible for any other grant funds that are available to other States via an application process (i.e. Section 405 – National Priority Safety Programs).

**Description of how funds are expended:**

Section 402 Formula Grant funds are awarded to the Bureau of Indian Affairs (BIA) as that agency acts in the capacity of the State Highway Safety Office (SHSO) for Indian Country. As identified in 23 USC 402 (h) (2) and Appendix B to Part 1300 (b), 95 percent of the funds awarded to the BIA shall be expended by Indian Tribes to carry out highway safety programs within their jurisdictions. Tribal traffic safety projects typically funded by the BIA fall under Police Traffic Services (PTS) and Child Passenger Safety (CPS) areas. The BIA also funds some full- time tribal traffic law enforcement officers and provides equipment to the Tribes. The BIA continues to make significant outreach to the Tribes to try and expand the numbers of Child Passenger Safety projects intended to provide child passenger safety seats to lower income tribal members.

**Department of Transportation (DOT) – Pipeline & Hazardous Material Safety Admin – Hazardous Materials Emergency Preparedness (HMEP)**

*Program Category: Transportation*

<b>Annual Budget and Appropriations (dollars in millions)</b>													
2023 President’s Budget Request		2023 Enacted				2024 President’s Budget Request		2024 Enacted			2025 President’s Budget Request		
Disc.	Mand.	Disc.	Mand.	Disaster Supp.	Advance Approps. for 2024	Disc.	Mand.	Disc.	Mand.	Advance Approps. for 2025	Disc.	Mand.	Advance Approps. for 2026
\$1	\$-	\$1	\$-	\$-	\$-	\$1	\$-	\$1	\$-	\$-	\$1	\$-	\$-

<b>Bipartisan Infrastructure Law (BIL) (dollars in millions)</b>					
2022 - 2023 Actual Obligations		2024+outyears Planned Obligations		Total	
Disc.	Mand.	Disc.	Mand.	Disc.	Mand.
\$-	\$-	\$-	\$-	\$-	\$-

<b>Inflation Reduction Act (IRA) (dollars in millions)</b>		
2022 - 2023 Actual Obligations	2024+outyears Planned Obligations	Total
\$-	\$-	\$-

**Description of major changes from 2024 Enacted in the 2025 President’s Budget Request:**

No major changes.

**Description of reported data:**

The Hazardous Materials Emergency Preparedness (HMEP) grant is to protect against the risks to life, property, and the environment that are inherent in the transportation of hazardous material in intrastate, interstate, and foreign commerce (Title 49 U.S.C. § 5101). The HMEP grant supports the emergency preparedness and response efforts of States, federally recognized Native American Tribes, and Territories that deal with hazardous materials emergencies, specifically those involving transportation. The amount for FY 2025 is an estimate that the program has set aside.

**Description of how funds are expended:**

Governors in each State, or their counterparts within Territories or Tribes, designate an agency to receive the HMEP grant funds. Agencies submit grant applications to PHMSA annually requesting funds for proposed activities. PHMSA reviews and evaluates applications to make certain the proposed activities support the program mission to ensure the safe transportation of hazmat. If approved, PHMSA offers the agency a Notice of Grant Award (NGA) for acceptance and signature. Once executed, the agency may distribute grant funds in accordance with the planned activities identified in the grant application within the State, Territory, or Tribe to Local Emergency Planning Committees (LEPCs) and first responder organizations.

**Department of Veterans Affairs (VA)** – Native American Direct Home Loans - Loan Level [Non-Add] - Native American Veterans Housing Loan Program

Program Category: Housing and community development

Annual Budget and Appropriations (dollars in millions)													
2023 President's Budget Request		2023 Enacted				2024 President's Budget Request		2024 Enacted			2025 President's Budget Request		
Disc.	Mand.	Disc.	Mand.	Disaster Supp.	Advance Approps. for 2024	Disc.	Mand.	Disc.	Mand.	Advance Approps. for 2025	Disc.	Mand.	Advance Approps. for 2026
\$[11.0]	\$[-]	\$[-]	\$[-]	\$[-]	\$[-]	\$[18.0]	\$[-]	\$[18.0]	\$[-]	\$[-]	\$[18.0]	\$[-]	\$[-]

Bipartisan Infrastructure Law (BIL) (dollars in millions)					
2022 - 2023 Actual Obligations		2024+outyears Planned Obligations		Total	
Disc.	Mand.	Disc.	Mand.	Disc.	Mand.
\$[-]	\$[-]	\$[-]	\$[-]	\$[-]	\$[-]

Inflation Reduction Act (IRA) (dollars in millions)		
2022 - 2023 Actual Obligations	2024+outyears Planned Obligations	Total
\$[-]	\$[-]	\$[-]

**Description of major changes from 2024 Enacted in the 2025 President's Budget Request:**

To provide for origination, service, management, investment, and common overhead expenses to support program outreach efforts, the NADL program requests \$2.7 million in loan administration appropriations to fund 16 FTE.

**Description of reported data:**

The Native American Veterans Direct Loan program (NADL) authorized by Public Law 102-547 (38 U.S.C. Chapter 37, Section 3761) provides direct loans to purchase, construct, or improve homes for Native American and Native Hawaiian Veterans or their eligible spouses living on Federally recognized trust lands. Loans are initiated by the Veterans. Funding is based on the amount of prior year loans.

**Description of how funds are expended:**

Loans are made directly to eligible Veterans.

**Department of Veterans Affairs (VA)** – Native American Direct Home Loans - Native American Veterans Housing Loan Program

*Program Category: Housing and community development*

<b>Annual Budget and Appropriations (dollars in millions)</b>													
2023 President's Budget Request		2023 Enacted				2024 President's Budget Request		2024 Enacted			2025 President's Budget Request		
Disc.	Mand.	Disc.	Mand.	Disaster Supp.	Advance Approps. for 2024	Disc.	Mand.	Disc.	Mand.	Advance Approps. for 2025	Disc.	Mand.	Advance Approps. for 2026
\$1	\$-	\$1	\$4	\$-	\$-	\$3	\$-	\$3	\$-	\$-	\$6	\$-	\$-

<b>Bipartisan Infrastructure Law (BIL) (dollars in millions)</b>					
2022 - 2023 Actual Obligations		2024+outyears Planned Obligations		Total	
Disc.	Mand.	Disc.	Mand.	Disc.	Mand.
\$-	\$-	\$-	\$-	\$-	\$-

<b>Inflation Reduction Act (IRA) (dollars in millions)</b>		
2022 - 2023 Actual Obligations	2024+outyears Planned Obligations	Total
\$-	\$-	\$-

**Description of major changes from 2024 Enacted in the 2025 President's Budget Request:**

To provide for origination, service, management, investment, and common overhead expenses to support program outreach efforts, the NADL program requests \$2.7 million in loan administration appropriations to fund 16 FTE.

**Description of reported data:**

The Native American Veterans Direct Loan program (NADL) authorized by Public Law 102-547 (38 U.S.C. Chapter 37, Section 3761) provides direct loans to purchase, construct, or improve homes for Native American and Native Hawaiian Veterans or their eligible spouses living on Federally recognized trust lands. Loans are initiated by the Veterans. Funding is based on the amount of prior year loans.

**Description of how funds are expended:**

Direct loans are provided to eligible Veterans.



**Department of Veterans Affairs (VA) – Reimbursement from VA Medical Care to IHS and Tribal Health Programs**

*Program Category: Health*

<b>Annual Budget and Appropriations (dollars in millions)</b>													
2023 President’s Budget Request		2023 Enacted				2024 President’s Budget Request		2024 Enacted			2025 President’s Budget Request		
Disc.	Mand.	Disc.	Mand.	Disaster Supp.	Advance Approps. for 2024	Disc.	Mand.	Disc.	Mand.	Advance Approps. for 2025	Disc.	Mand.	Advance Approps. for 2026
\$32	\$-	\$37	\$-	\$-	\$34	\$38	\$-	\$37	\$-	\$40	\$38	\$-	\$42

<b>Bipartisan Infrastructure Law (BIL) (dollars in millions)</b>					
2022 - 2023 Actual Obligations		2024+outyears Planned Obligations		Total	
Disc.	Mand.	Disc.	Mand.	Disc.	Mand.
\$-	\$-	\$-	\$-	\$-	\$-

<b>Inflation Reduction Act (IRA) (dollars in millions)</b>		
2022 - 2023 Actual Obligations	2024+outyears Planned Obligations	Total
\$-	\$-	\$-

**Description of major changes from 2024 Enacted in the 2025 President’s Budget Request:**

No major changes from FY 2024.

**Description of reported data:**

Projected obligations in FY 2025 for VA reimbursement to the Indian Health Service, Tribal Health Programs, and Urban Indian Organizations are \$38.3 million. In general, this funding supports an estimated 74 Indian Health Service (IHS) sites, 120 agreements with Tribal Health Programs (THPs) and 6 agreements with Urban Indian Organizations (UIOs). VA anticipates providing reimbursement to more than 4,000 unique Veterans and processing over 50,000 medical claims per year.

**Description of how funds are expended:**

VA and the IHS signed the VA-IHS National Reimbursement Agreement in December 2012. The National Reimbursement Agreement paved the way for VA to enter into individual agreements with THPs to reimburse for Direct Care Services provided to eligible American Indian/Alaskan Native (AI/AN) veterans. In January 2022, VA expanded the program to include UIOs, as authorized in Division FF, Title XI, Western Water and Indian Affairs, section 1113 of P.L. 116-260, Consolidated Appropriations Act, 2021. VA continues to establish individual agreements with THP and UIOs to increase health care options for all eligible AI/AN veterans facilitating access to culturally sensitive care, VA tribal collaboration and resource-sharing between VA and IHS/THP/UIOs. Due to the highly rural nature of Alaska, agreements with Alaska THPs also cover non-Native veterans with preauthorization. In 2025, VA will continue working with stakeholders to adopt new agreements which include VA reimbursement to IHS and THPs

for eligible purchased/referred care (PRC) provided to eligible AI/AN veterans, as authorized in P.L. 116-311, the Proper and Reimbursed Care for Native Veterans Act.

**Environmental Protection Agency (EPA) – Administrator's Office (AO) – Office of Administrator**

*Program Category: Natural resources and environment*

<b>Annual Budget and Appropriations (dollars in millions)</b>													
2023 President's Budget Request		2023 Enacted				2024 President's Budget Request		2024 Enacted			2025 President's Budget Request		
Disc.	Mand.	Disc.	Mand.	Disaster Supp.	Advance Approps. for 2024	Disc.	Mand.	Disc.	Mand.	Advance Approps. for 2025	Disc.	Mand.	Advance Approps. for 2026
\$-	\$-	\$-	\$-	\$-	\$-	\$-	\$-	\$-	\$-	\$-	\$-	\$-	\$-

<b>Bipartisan Infrastructure Law (BIL) (dollars in millions)</b>					
2022 - 2023 Actual Obligations		2024+outyears Planned Obligations		Total	
Disc.	Mand.	Disc.	Mand.	Disc.	Mand.
\$-	\$-	\$-	\$-	\$-	\$-

<b>Inflation Reduction Act (IRA) (dollars in millions)</b>		
2022 - 2023 Actual Obligations	2024+outyears Planned Obligations	Total
\$-	\$1,601	\$1,601

**Description of major changes from 2024 Enacted in the 2025 President's Budget Request:**

AO previously administered EJ grants that have since been moved to OEJECR. EPA created a new National Program Manager (NPM) Office of Environmental Justice and External Civil Rights (OEJECR) in September 2022 and the associated program resources are accounted for under the new NPM.

**Description of reported data:**

Provided \$7B for Solar for All to 60 recipients, of which 6 are dedicated to tribes, Tribal Nations. A tribal consortium - Midwest Tribal Energy Resources Association Inc. received \$62.3M and serves 35 Tribes in MN, WI, and MI; a tribal Nonprofit - Oweesta Corporation received \$156.1M and will serve Tribes Nationwide; 3 Affiliated Tribes (The Mandan, Hidatsa and Arikara Nation (MHA Nation)) received \$135.58M; the Hopi Utilities Corporation received \$25.12M and will serve the Hopi Tribe Reservation; a tribal nonprofit - GRID Alternatives (Western Indigenous Network Solar For All) received \$62.45M and will serve tribes prioritizing tribal lands in AZ, CO, NV, NM, and UT); a tribal consortium - Tanana Chiefs Conference received \$62.45M and will serve Tribal lands in AK. \$400M of the \$6B Clean Communities Investment Accelerator program was provided to Native Community Development Financial Institutions (CDFI) which are located in 27 states across the country, serving Indian Country, Alaska, and Hawaii. Native CDFIs are a diverse group representing rural reservation communities, as well as urban Native communities. 10% of \$6.97B awarded to the Climate United Fund for the National Clean Investment Fund (total \$14B) is to go to Tribal Communities. Tribes also could receive resources for the National Clean Investment Fund, Solar for All, and other CCIA selectees; however, the amount is not known initially.

**Description of how funds are expended:**

The Greenhouse Gas Reduction Fund anticipates using a portion of its IRA discretionary funding received to support our Tribal partners in FY 2024. EPA will ensure that Tribal Nations benefit from this funding by: (1) evaluating applicants to the National Clean Investment Fund competition on their plans to reach Tribal communities; (2) evaluating applicants to the Clean Communities Investment Accelerator competition on their plans to invest in financial institutions serving Tribal Nations; and (3) funding approximately 1-3 awards under the Solar for All competition for coalitions of Tribal governments, intertribal consortia and/or eligible nonprofits with extensive experience serving Tribes.

**Environmental Protection Agency (EPA) – Air Programs (OAR) – Air Programs**

*Program Category: Natural resources and environment*

<b>Annual Budget and Appropriations (dollars in millions)</b>													
2023 President’s Budget Request		2023 Enacted				2024 President’s Budget Request		2024 Enacted			2025 President’s Budget Request		
Disc.	Mand.	Disc.	Mand.	Disaster Supp.	Advance Approps. for 2024	Disc.	Mand.	Disc.	Mand.	Advance Approps. for 2025	Disc.	Mand.	Advance Approps. for 2026
\$34.6	\$-	\$22.3	\$-	\$-	\$-	\$30	\$-	\$21.9	\$-	\$-	\$30	\$-	\$-

<b>Bipartisan Infrastructure Law (BIL) (dollars in millions)</b>					
2022 - 2023 Actual Obligations		2024+outyears Planned Obligations		Total	
Disc.	Mand.	Disc.	Mand.	Disc.	Mand.
\$287.4	\$-	\$235.9	\$-	\$523.3	\$-

<b>Inflation Reduction Act (IRA) (dollars in millions)</b>		
2022 - 2023 Actual Obligations	2024+outyears Planned Obligations	Total
\$26.6	\$357.7	\$384.2

**Description of major changes from 2024 Enacted in the 2025 President’s Budget Request:**

The FY 2025 Budget column reflects the increase in the President's budget for the Tribal Air Quality Management program project and funding to support Tribal air quality in the Federal Support for Air Quality Management program project.

**Description of reported data:**

The level of funding for Tribal air programs includes both the entire amount of funding for the Tribal Air Quality Management Grants, as well as an estimated level of resources from the Federal Support for Air Quality Management Program that assists Tribes in the development, implementation, and evaluation of programs that support clean air. The Clean School Bus program is reflected in the BIL columns. The planned obligations are estimates. Information based on data pulled on 7/30/2024; for current information, please refer to <https://www.epa.gov/cleanschoolbus/clean-school-bus-program-awards>. The IRA actual obligations include funds from the Clean Air Act Grants under IRA, the Climate Pollution Reduction Planning Grants, and the Enhanced Air Monitoring for Communities Grant program - IRA Funds Only. The expected IRA obligations also include the Clean Heavy Duty Vehicles Program, the Clean Ports Program, non-competitive air monitoring grants, and the Climate Pollution Reduction Implementation grant program.

**Description of how funds are expended:**

Through Clean Air Act (CAA) Section 103 and 105 authorities, the EPA funds Tribes and Tribal organizations for the purpose of building Tribal capacity to implement CAA programs and to provide technical support, tools, and training. Additionally, EPA funds and assists Tribes, as

appropriate, with implementing CAA programs including assessing air quality in Indian country to set air quality goals and to develop programs to meet those goals. IIJA funding is expended through grants and rebates while IRA funding is expended through grants.

**Environmental Protection Agency (EPA) – Chemical Safety and Pollution Prevention (OCSPP) –**

*Program Category: Natural resources and environment*

<b>Annual Budget and Appropriations (dollars in millions)</b>													
2023 President’s Budget Request		2023 Enacted				2024 President’s Budget Request		2024 Enacted			2025 President’s Budget Request		
Disc.	Mand.	Disc.	Mand.	Disaster Supp.	Advance Approps. for 2024	Disc.	Mand.	Disc.	Mand.	Advance Approps. for 2025	Disc.	Mand.	Advance Approps. for 2026
\$3.1	\$-	\$3.1	\$-	\$-	\$-	\$3.1	\$-	\$2.7	\$-	\$-	\$3.1	\$-	\$-

<b>Bipartisan Infrastructure Law (BIL) (dollars in millions)</b>					
2022 - 2023 Actual Obligations		2024+outyears Planned Obligations		Total	
Disc.	Mand.	Disc.	Mand.	Disc.	Mand.
\$1.5	\$-	\$-	\$-	\$1.5	\$-

<b>Inflation Reduction Act (IRA) (dollars in millions)</b>		
2022 - 2023 Actual Obligations	2024+outyears Planned Obligations	Total
\$-	\$-	\$-

**Description of major changes from 2024 Enacted in the 2025 President’s Budget Request:**

No changes at this time. Tribal funding for IJA in FY 2022 and FY 2023 was 1.48M across 5 grants. Tribal funding for IJA in FY24 is TBD.

**Description of reported data:**

This data is based on actual estimates. FY23 and beyond is estimated based on historical actuals. OCSPP has approximately \$3.1M in appropriations funding that supports the tribal program and Tribes. • \$800K Tribal Pesticides Cooperative Agreements; • \$296K Tribal Lead Assistance Agreements; • \$94K Pollution Prevention Tribal Grants; and • \$1.9M to support HQ and Regional FTE and non-pay, the Tribal Pesticide Program Council (TPPC), the National Tribal Toxics Council (NTTC) and tribal training for Pesticide Regulatory Education Program (PREP).

**Description of how funds are expended:**

OCSPP provides State and Tribal Assistant Grants (STAG) through EPA regions to Tribes for the development and implementation of FIFRA pesticide, TSCA lead and Pollution Prevention assistance agreements. OCSPP provides funds to Tribes for establishing Pesticide Programs, Lead-Based Paint Programs and Renovation, and Repair and Painting Programs to administer program management activities such as education, training, technical assistance, and evaluation activities. These funds are also used for specific projects that benefit Tribes such as disseminating bed bug kits to Alaska Native Villages, partnering with Indian Health Service (IHS) to provide education and technical assistance through their Healthy Homes Program, and supporting tribal circuit rider programs that serve multiple Tribes. OCSPP uses STAG and EPM funds to manage two cooperative agreements at headquarters that support the administration of the National Tribal Toxics Council and the Tribal Pesticide Program Council. These Councils are made up of tribal representatives that provide Tribes with: an opportunity for greater input on issues related to toxic chemicals, pollution

prevention and pesticides; a forum for providing advice on the development of EPA programs that may affect Tribes; and technical resources, training, and education.



**Environmental Protection Agency (EPA) – Enforcement (OECA) – Enforcement (OECA)**

*Program Category: Natural resources and environment*

<b>Annual Budget and Appropriations (dollars in millions)</b>													
2023 President’s Budget Request		2023 Enacted				2024 President’s Budget Request		2024 Enacted			2025 President’s Budget Request		
Disc.	Mand.	Disc.	Mand.	Disaster Supp.	Advance Approps. for 2024	Disc.	Mand.	Disc.	Mand.	Advance Approps. for 2025	Disc.	Mand.	Advance Approps. for 2026
\$7.5	\$-	\$7.2	\$-	\$-	\$-	\$7.5	\$-	\$7.5	\$-	\$-	\$7.5	\$-	\$-

<b>Bipartisan Infrastructure Law (BIL) (dollars in millions)</b>					
2022 - 2023 Actual Obligations		2024+outyears Planned Obligations		Total	
Disc.	Mand.	Disc.	Mand.	Disc.	Mand.
\$-	\$-	\$-	\$-	\$-	\$-

<b>Inflation Reduction Act (IRA) (dollars in millions)</b>		
2022 - 2023 Actual Obligations	2024+outyears Planned Obligations	Total
\$-	\$-	\$-

**Description of major changes from 2024 Enacted in the 2025 President’s Budget Request:**

No major changes are included.

**Description of reported data:**

HQs and Regional offices were polled to estimate the FTE and resources spent supporting the Native American communities. This funding represents resources from Categorical Grants: Pesticides Enforcement, Civil Enforcement, and Compliance Monitoring programs.

**Description of how funds are expended:**

Most of the resources spent on the enforcement and compliance assurance efforts is payroll. It also includes \$1.3M in State and Tribal Assistance Grants (STAG) appropriation from the Categorical Grants: Pesticides Enforcement program.

**Environmental Protection Agency (EPA) – Environmental Justice (OEJECR) – Environmental Justice Government-to-Government (EJG2G) program**

*Program Category: Natural resources and environment*

<b>Annual Budget and Appropriations (dollars in millions)</b>													
2023 President’s Budget Request		2023 Enacted				2024 President’s Budget Request		2024 Enacted			2025 President’s Budget Request		
Disc.	Mand.	Disc.	Mand.	Disaster Supp.	Advance Approps. for 2024	Disc.	Mand.	Disc.	Mand.	Advance Approps. for 2025	Disc.	Mand.	Advance Approps. for 2026
\$25	\$-	\$23	\$-	\$-	\$-	\$40	\$-	\$20	\$-	\$-	\$31.5	\$-	\$-

<b>Bipartisan Infrastructure Law (BIL) (dollars in millions)</b>					
2022 - 2023 Actual Obligations		2024+outyears Planned Obligations		Total	
Disc.	Mand.	Disc.	Mand.	Disc.	Mand.
\$-	\$-	\$-	\$-	\$-	\$-

<b>Inflation Reduction Act (IRA) (dollars in millions)</b>		
2022 - 2023 Actual Obligations	2024+outyears Planned Obligations	Total
\$-	\$6	\$6

**Description of major changes from 2024 Enacted in the 2025 President’s Budget Request:**

EJ Grants will expand in FY 2025. There will be multiple opportunities for funding for Native American projects through these expanded grant programs, some of which will potentially include explicit set-asides for projects implemented by or serving indigenous communities and organizations including units of tribal governments. No tribal funds were awarded in FY 2023 because of the lag in our grant competitions and awards.

**Description of reported data:**

This funding includes resources from the Environmental Justice Program and will be awarded through a competitive grant competition. EPA created a new National Program Manager (NPM) Office of Environmental Justice and External Civil Rights (OEJECR) in September 2022 and the associated program resources for the Office of the Administrator (AO) are accounted for under this new NPM.

**Description of how funds are expended:**

EJG2G program provides funding at the state, local, territorial, & tribal level to support government activities that lead to measurable environmental or public health impacts in communities disproportionately burdened by environmental harms.

**Environmental Protection Agency (EPA) – General Counsel (OGC) –**

*Program Category: Justice*

<b>Annual Budget and Appropriations (dollars in millions)</b>													
2023 President’s Budget Request		2023 Enacted				2024 President’s Budget Request		2024 Enacted			2025 President’s Budget Request		
Disc.	Mand.	Disc.	Mand.	Disaster Supp.	Advance Approps. for 2024	Disc.	Mand.	Disc.	Mand.	Advance Approps. for 2025	Disc.	Mand.	Advance Approps. for 2026
\$0.7	\$-	\$0.8	\$-	\$-	\$-	\$0.8	\$-	\$0.8	\$-	\$-	\$1	\$-	\$-

<b>Bipartisan Infrastructure Law (BIL) (dollars in millions)</b>					
2022 - 2023 Actual Obligations		2024+outyears Planned Obligations		Total	
Disc.	Mand.	Disc.	Mand.	Disc.	Mand.
\$-	\$-	\$-	\$-	\$-	\$-

<b>Inflation Reduction Act (IRA) (dollars in millions)</b>		
2022 - 2023 Actual Obligations	2024+outyears Planned Obligations	Total
\$-	\$-	\$-

**Description of major changes from 2024 Enacted in the 2025 President’s Budget Request:**

No major changes.

**Description of reported data:**

OGC estimated the time spent by attorneys working on Native American cases annually. Based on the estimates, OGC allocates approximately 4.3 FTE to support work on litigation and counseling on a variety of non-litigation issues to serve Native Americans. This funding represents resources from the Legal Advice: Environmental Program.

**Description of how funds are expended:**

The funds will be expended on salaries and benefits for 4.3 FTE to support Native American-related legal work that includes litigation and non-litigation issues. The total funding to cover 4.3 FTE is \$989K (4.3 x \$230K = \$989,000).

**Environmental Protection Agency (EPA) – Office of Land and Emergency Management (OLEM) Programs – Office of Land and Emergency Management (OLEM) Programs**  
*Program Category: Natural resources and environment*

<b>Annual Budget and Appropriations (dollars in millions)</b>													
2023 President’s Budget Request		2023 Enacted				2024 President’s Budget Request		2024 Enacted			2025 President’s Budget Request		
Disc.	Mand.	Disc.	Mand.	Disaster Supp.	Advance Approps. for 2024	Disc.	Mand.	Disc.	Mand.	Advance Approps. for 2025	Disc.	Mand.	Advance Approps. for 2026
\$44.3	\$-	\$37.3	\$-	\$-	\$-	\$43.6	\$-	\$14.3	\$-	\$-	\$47.9	\$-	\$-

<b>Bipartisan Infrastructure Law (BIL) (dollars in millions)</b>					
2022 - 2023 Actual Obligations		2024+outyears Planned Obligations		Total	
Disc.	Mand.	Disc.	Mand.	Disc.	Mand.
\$69.2	\$-	\$77.3	\$-	\$146.4	\$-

<b>Inflation Reduction Act (IRA) (dollars in millions)</b>		
2022 - 2023 Actual Obligations	2024+outyears Planned Obligations	Total
\$-	\$-	\$-

**Description of major changes from 2024 Enacted in the 2025 President’s Budget Request:**

FY 2024 Enacted is lower since there is no specific set-aside for tribes and EPA provided tribes resources via BIL funding. \$2.3M in additional Underground Storage Tank Tribal cleanup funding was requested in the FY 2025 PB. Values have been updated based off of current plans.

**Description of reported data:**

Numbers are estimates based on historical spending. The level of funding is determined by each program. This funding represents resources from the Resource Recovery and Hazardous Waste Grants, Categorical Grant: Brownfields, Brownfields Projects, LUST/UST, Oil Spill: Prevention, Preparedness, and Response, RCRA: Waste Management, State and Local Prevention and Preparedness, Superfund: EPA Emergency Preparedness, Superfund: Federal Facilities, Superfund: Remedial, LUST Prevention, and Superfund: Emergency Response and Removal programs.

**Description of how funds are expended:**

The Brownfields 128(a) State and Tribal Response Program awards cooperative agreements to build tribal response programs. The Brownfields Multipurpose, Assessment, Revolving Loan Fund, and Cleanup (MARC) Program awards cooperative agreements to Tribes to assess and cleanup sites. The Hazardous Waste Management Grant Program for Tribes under STAG provides financial assistance to tribal governments and tribal consortia for the development and implementation of hazardous waste programs; for building capacity to improve and maintain regulatory compliance; and for developing solutions to address improper management of hazardous waste on tribal lands; both grant funding and technical assistance is available through EPM to assist Tribes in conducting solid waste management activities that gauge the extent of threat to human

health and the environment and assist with establishing sustainable waste management programs; Additional funding will be available through the Solid Waste Infrastructure for Recycling and Recycling Education and Outreach grant programs under the Bipartisan Infrastructure Law. Underground Storage Tanks (UST) funds go to Tribes for underground storage tank prevention activities, including compliance assistance, inspection of USTs, and cleanup activities. Superfund awards cooperative agreements to Tribes to address site cleanups and assist tribal involvement in the Remedial Investigation/feasibility study process.

**Environmental Protection Agency (EPA) – Office of Mission Support (OMS) – Enterprise Network Grants, Tribal Set Aside**

*Program Category: Natural resources and environment*

<b>Annual Budget and Appropriations (dollars in millions)</b>													
2023 President’s Budget Request		2023 Enacted				2024 President’s Budget Request		2024 Enacted			2025 President’s Budget Request		
Disc.	Mand.	Disc.	Mand.	Disaster Supp.	Advance Approps. for 2024	Disc.	Mand.	Disc.	Mand.	Advance Approps. for 2025	Disc.	Mand.	Advance Approps. for 2026
\$5.7	\$-	\$3.5	\$-	\$-	\$-	\$5.7	\$-	\$1.9	\$-	\$-	\$6.3	\$-	\$-

<b>Bipartisan Infrastructure Law (BIL) (dollars in millions)</b>					
2022 - 2023 Actual Obligations		2024+outyears Planned Obligations		Total	
Disc.	Mand.	Disc.	Mand.	Disc.	Mand.
\$-	\$-	\$-	\$-	\$-	\$-

<b>Inflation Reduction Act (IRA) (dollars in millions)</b>		
2022 - 2023 Actual Obligations	2024+outyears Planned Obligations	Total
\$-	\$-	\$-

**Description of major changes from 2024 Enacted in the 2025 President’s Budget Request:**

The FY 2025 PB requests additional resources for tribes.

**Description of reported data:**

Exchange Network (EN) grants to Tribal partners to enhance collaboration and tribal participation in EN activities. This funding represents resources from the Categorical Grant: Environmental Information program.

**Description of how funds are expended:**

This funding supports Exchange Network (EN) grants to Tribal partners, to enhance collaboration and tribal participation in EN activities. The EN Grant Program provides funding to states, territories, and federally recognized Indian Tribes to support the development of the National Environmental Information Exchange Network. Since FY 2002, EPA has awarded grants to 50 states, five territories, and 87 federally recognized Tribes to facilitate their involvement in the development and implementation of the EN. EPA awards these grants annually through a competitive solicitation. EPA remains committed to, at a minimum, awarding tribal assistance agreements equal to approximately 10 percent of the appropriated funds. Grants cover work to build tribal capacity in managing and exchanging data and includes training and mentoring activities across tribal communities. The grants also support projects related to exchanging data required for specific environmental programs. This includes water quality monitoring used for 305(b) reporting and air data flowing to the Emissions Inventory System (EIS).

**Environmental Protection Agency (EPA) – Tribal Programs (OITA) – Tribal Programs**

*Program Category: Natural resources and environment*

<b>Annual Budget and Appropriations (dollars in millions)</b>													
2023 President’s Budget Request		2023 Enacted				2024 President’s Budget Request		2024 Enacted			2025 President’s Budget Request		
Disc.	Mand.	Disc.	Mand.	Disaster Supp.	Advance Approps. for 2024	Disc.	Mand.	Disc.	Mand.	Advance Approps. for 2025	Disc.	Mand.	Advance Approps. for 2026
\$101.1	\$-	\$89.4	\$-	\$-	\$-	\$106.7	\$-	\$86.3	\$-	\$-	\$145.1	\$-	\$-

<b>Bipartisan Infrastructure Law (BIL) (dollars in millions)</b>					
2022 - 2023 Actual Obligations		2024+outyears Planned Obligations		Total	
Disc.	Mand.	Disc.	Mand.	Disc.	Mand.
\$-	\$-	\$-	\$-	\$-	\$-

<b>Inflation Reduction Act (IRA) (dollars in millions)</b>		
2022 - 2023 Actual Obligations	2024+outyears Planned Obligations	Total
\$-	\$-	\$-

**Description of major changes from 2024 Enacted in the 2025 President’s Budget Request:**

The FY 2025 Budget continues strengthening Agency technical assistance and will address inequities by promoting environmental justice and public participation in programs being developed. Tribes depend on General Assistance Program (GAP) support to develop strong environmental programs and recruit and retain qualified environmental professionals. In addition in FY 2025, EPA requests establishment of a new program to provide much needed dedicated funding under the Direct Implementation Tribal Cooperative Agreements (DITCAs) authority, which was established by Congress. This unique funding vehicle is available to EPA to fund tribes to carry out agreed upon federal implementation activities to assist EPA with implementation of federal environmental programs in Indian Country. DITCAs are the only EPA funding authority that allows EPA to fund tribes to perform EPA direct implementation activities.

**Description of reported data:**

Agency guidelines define the EPA’s direct implementation responsibilities in Indian Country as addressing the most important environmental issues. Under federal environmental statutes, the EPA has responsibility for protecting human health and the environment in Indian Country. Under the EPA’s 1984 Indian Policy[1], the Agency works with Tribes on a government-to-government basis in recognition of the federal government’s trust responsibility to federally recognized Tribes and that the “EPA recognizes Tribes as the primary parties for setting standards, making environmental policy decisions, and managing programs for reservations consistent with Agency standards and regulations.” [1] EPA Policy for the Administration of Environmental Programs on Indian Reservations. - <http://www.epa.gov/tribalportal/pdf/indian-policy-84.pdf>.

**Description of how funds are expended:**

For the Tribal Capacity Building program, funds are part of the Environmental Programs and Management Appropriation and support EPA tribal, both Headquarters and regional operations. Under the State and Tribal Assistance Grants Appropriation, Congress established the Indian Environmental General Assistance Program (GAP) to provide grants and technical assistance to Tribes to cover costs of planning, developing, and establishing Tribal environmental protection programs consistent with other applicable provisions of law administered by the EPA, providing for enforcement of such laws by Tribes on Indian lands. GAP currently supports Tribal capacity through financial assistance to Indian Tribal governments and intertribal consortia. GAP has helped Tribes receive program delegations, approvals, and primacies for Tribes to administer a variety of programs across a number of statutes, including the Clean Water Act, Safe Drinking Water Act, and the Clean Air Act. Tribes also have built their capacity to assist the EPA in implementing federal environmental programs in the absence of an EPA approved Tribal program through Direct Implementation Tribal Cooperative Agreements (DITCAs).



**Environmental Protection Agency (EPA) – Water Programs (OW) (includes State Revolving Funds (SRFs)) – Water Programs (OW) (includes State Revolving Funds (SRFs))**

*Program Category: Natural resources and environment*

<b>Annual Budget and Appropriations (dollars in millions)</b>													
2023 President’s Budget Request		2023 Enacted				2024 President’s Budget Request		2024 Enacted			2025 President’s Budget Request		
Disc.	Mand.	Disc.	Mand.	Disaster Supp.	Advance Approps. for 2024	Disc.	Mand.	Disc.	Mand.	Advance Approps. for 2025	Disc.	Mand.	Advance Approps. for 2026
\$171	\$-	\$129.5	\$-	\$-	\$-	\$173.6	\$-	\$135	\$-	\$-	\$178.5	\$-	\$-

<b>Bipartisan Infrastructure Law (BIL) (dollars in millions)</b>					
2022 - 2023 Actual Obligations		2024+outyears Planned Obligations		Total	
Disc.	Mand.	Disc.	Mand.	Disc.	Mand.
\$322.7	\$-	\$176.6	\$-	\$499.3	\$-

<b>Inflation Reduction Act (IRA) (dollars in millions)</b>		
2022 - 2023 Actual Obligations	2024+outyears Planned Obligations	Total
\$-	\$-	\$-

**Description of major changes from 2024 Enacted in the 2025 President’s Budget Request:**

FY 2025 increase is primarily due to the exclusion of earmarks in the calculation of the FY 2024 President’s Budget tribal set aside. The Tribal set aside is calculated after Congressional Directed Spending. EPA will not be able to quantify any possible earmarks for FY 2025 until we have the final appropriation; therefore, the SRF’s Tribal set-aside is calculated using % of the total fund levels proposed in the President’s budget. In addition, there were proposed Budget increases to Section 106 and to the Small & Disadvantaged Communities program.

**Description of reported data:**

Grants to Tribes per formula, direct grants to Tribes for drinking water and wastewater infrastructure, projects to improve water quality, and to expand pollution control programs.

**Description of how funds are expended:**

Funds are expended through direct grants to Tribes for drinking water and wastewater infrastructure, projects to improve water quality, and to expand pollution control programs. Information about Beach Grants is available at <https://www.epa.gov/beach-tech/beach-grants>. Section 518(e) of the Clean Water Act authorizes EPA to treat eligible Indian Tribes in the same manner as states for the purpose of CWA section 406. To receive BEACH Act grant funds, a Tribe must have coastal recreation waters designated for primary contact use for which EPA has approved Water Quality Standards under the CWA. Currently, four Tribes receive BEACH Act grants.

**Federal Communications Commission (FCC) – Federal Communications Commission – Affordable Connectivity Program**

Program Category: Other

Annual Budget and Appropriations (dollars in millions)														
2023 President’s Budget Request		2023 Enacted				2024 President’s Budget Request		2024 Enacted			2025 President’s Budget Request			
Disc.	Mand.	Disc.	Mand.	Disaster Supp.	Advance Approps. for 2024	Disc.	Mand.	Disc.	Mand.	Advance Approps. for 2025	Disc.	Mand.	Advance Approps. for 2026	
\$-	\$-	\$-	\$-	\$-	\$-	\$-	\$-	\$-	\$-	\$-	\$-	\$-	\$-	\$-

Bipartisan Infrastructure Law (BIL) (dollars in millions)					
2022 - 2023 Actual Obligations		2024+outyears Planned Obligations		Total	
Disc.	Mand.	Disc.	Mand.	Disc.	Mand.
\$305.1	\$-	\$166	\$-	\$471.1	\$-

Inflation Reduction Act (IRA) (dollars in millions)		
2022 - 2023 Actual Obligations	2024+outyears Planned Obligations	Total
\$-	\$-	\$-

**Description of major changes from 2024 Enacted in the 2025 President’s Budget Request:**

The Commission is committed to improving broadband deployment in rural and Tribal areas and provides significant funding to carriers that serve Tribal lands, but does not designate a specific budget or level of funding for Tribal lands. In December 2021, the Emergency Broadband Benefit Program ended and was replaced by the Affordable Connectivity Program through the IIJA. With additional funding from the IIJA through the Affordable Connectivity Fund, broadband obligations were \$206 million in FY 2023 and are estimated at \$166 million in FY 2024 and since the program is ending, estimated obligations decrease to \$6.2 million in FY 2025.

**Description of reported data:**

A specific budget is not set for Native American tribes, communities and individuals. Any recipient of funding must be eligible under the respective program’s rules and approved to receive discounts and/or funding. The level of funding differs depending on the FCC program. Actual Native American Obligation data for prior year is used as the Budget/Enacted figures. Estimates are developed for the current year and budget year. Unless there are program specific issues, the ratio of the actual (FY 2023) Native American Obligation to Annual Obligation is determined. This ratio is applied to the Estimated Total Obligation figure to determine the current year (FY 2024) and budget year (FY 2025) Native American Obligation estimates.

**Description of how funds are expended:**

Affordable Connectivity Program/Emergency Broadband Benefit Program funds are distributed to participating broadband providers that provide discounted service to low-income individuals, including those receiving an enhanced benefit on Tribal lands. The Affordable Connectivity Program

helped to ensure that households were able to afford the broadband they needed for work, school, healthcare and more. The ACP benefit provided a discount of up to \$30 per month toward internet service for eligible households and up to \$75 per month for households on qualifying Tribal lands. Eligible households also received a one-time discount of up to \$100 to purchase a laptop, desktop computer, or tablet from participating providers if they contributed more than \$10 and less than \$50 toward the purchase price. The Affordable Connectivity Program was limited to one monthly service discount and one device discount per household.

**Federal Communications Commission (FCC) – Federal Communications Commission – Universal Service Fund**

Program Category: Other

Annual Budget and Appropriations (dollars in millions)													
2023 President’s Budget Request		2023 Enacted				2024 President’s Budget Request		2024 Enacted			2025 President’s Budget Request		
Disc.	Mand.	Disc.	Mand.	Disaster Supp.	Advance Approps. for 2024	Disc.	Mand.	Disc.	Mand.	Advance Approps. for 2025	Disc.	Mand.	Advance Approps. for 2026
\$-	\$418.3	\$-	\$418.3	\$-	\$-	\$-	\$836.1	\$-	\$836.1	\$-	\$-	\$786.8	\$-

Bipartisan Infrastructure Law (BIL) (dollars in millions)					
2022 - 2023 Actual Obligations		2024+outyears Planned Obligations		Total	
Disc.	Mand.	Disc.	Mand.	Disc.	Mand.
\$-	\$-	\$-	\$-	\$-	\$-

Inflation Reduction Act (IRA) (dollars in millions)		
2022 - 2023 Actual Obligations	2024+outyears Planned Obligations	Total
\$-	\$-	\$-

**Description of major changes from 2024 Enacted in the 2025 President’s Budget Request:**

The Commission is committed to improving broadband deployment in rural and Tribal areas and provides significant funding to carriers that serve Tribal lands, but does not designate a specific budget or level of funding for Tribal lands. The FCC's Universal Service Fund (USF) supports universal communications service in the United States through programs that fund broadband and/or voice service for schools, libraries, rural health care providers, and low-income households, and subsidizes broadband deployment in high-cost areas. USF programs are paid for by contributions from telecommunications providers, not appropriated dollars. The High Cost Program is the program that accounts for the significant fluctuation in year to year obligations. The estimated increase in FY 2024 (from actual FY 2023) is primarily attributed to obligations for the High Cost Enhanced Alternative Connect America Model (Enhanced A-CAM). The estimated FY 2025 Budget is primarily attributed to obligations for the High Cost 5G program.

**Description of reported data:**

A specific budget is not set for Native American tribes, communities and individuals. Any recipient of funding must be eligible under the respective program’s rules and approved to receive discounts and/or funding. The level of funding differs depending on the FCC program. Actual Native American Obligation data for prior year is used as the Budget/Enacted figures. Estimates are developed for the current year and budget year. Unless there are program specific issues, the ratio of the actual (FY 2023) Native American Obligation to Annual Obligation is determined. This ratio is applied to the Estimated Total Obligation figure to determine the current year (FY 2024) and budget year (FY 2025) Native American Obligation estimates.

**Description of how funds are expended:**

The manner of expending funds differs depending on the FCC program. Any recipient of funding must be eligible under the respective program's rules and approved to receive discounts and/or funding: High cost funds are distributed to eligible telecommunications carriers (including Tribally owned carriers) that serve high-cost areas, including Tribal lands. Lifeline funds are distributed to eligible telecommunications carriers that provide discounted services to low-income individuals in households, including those receiving an enhanced benefit on Tribal lands. The RHC Program distributes funding to service providers that deliver discounted telecommunications services to rural health care providers, including those who serve tribal populations and those that self-identify as Tribal. E-Rate support and Emergency Connectivity Fund support is distributed directly to the schools or libraries or to the service providers who provide eligible services to eligible schools and libraries throughout the country. as Tribal. Connected Care Pilot Program support is distributed to health care providers (HCPs), including self-identified Tribal HCPs to cover costs of broadband connectivity, network equipment, and information services necessary to provide connected care services to the intended patient population. The Pilot Program does not fund end-user devices or medical equipment.

**Federal Permitting Improvement Steering Council (FPISC) – Federal Permitting Improvement Steering Council (FPISC) – Tribal Consultation**

Improvement Programs

Program Category: Other

Annual Budget and Appropriations (dollars in millions)													
2023 President’s Budget Request		2023 Enacted				2024 President’s Budget Request		2024 Enacted			2025 President’s Budget Request		
Disc.	Mand.	Disc.	Mand.	Disaster Supp.	Advance Approps. for 2024	Disc.	Mand.	Disc.	Mand.	Advance Approps. for 2025	Disc.	Mand.	Advance Approps. for 2026
\$0.8	\$-	\$-	\$-	\$-	\$-	\$-	\$-	\$-	\$-	\$-	\$-	\$-	\$-

Bipartisan Infrastructure Law (BIL) (dollars in millions)					
2022 - 2023 Actual Obligations		2024+outyears Planned Obligations		Total	
Disc.	Mand.	Disc.	Mand.	Disc.	Mand.
\$-	\$-	\$-	\$-	\$-	\$-

Inflation Reduction Act (IRA) (dollars in millions)		
2022 - 2023 Actual Obligations	2024+outyears Planned Obligations	Total
\$-	\$16.6	\$16.6

**Description of major changes from 2024 Enacted in the 2025 President’s Budget Request:**

The Federal Permitting Improvement Steering Council (Permitting Council) continues to build upon lessons learned and feedback received through its tribal capacity building e-learning courses and other outreach efforts to improve consultation with American Indian and Alaska Native Tribes on large, complex infrastructure projects covered under Title 41 of the Fixing America's Surface Transportation Act (FAST-41). The Infrastructure Investment and Jobs Act (IIJA, Public Law 117-58) amended FAST-41 to prioritize input from tribal nations affected by proposed infrastructure projects and expanded opportunities for tribal involvement in infrastructure developed on tribal lands. The Permitting Council will lead the implementation of these important new policies in the following ways:

- Infrastructure projects sponsored by tribal entities and located on tribal lands have increased access to the benefits of FAST-41, which include public, transparent permitting timetables and increased access to Federal decision-makers with respect to their projects.
- The Permitting Council Executive Director is authorized to transfer funds directly to Tribes to participate in the Federal environmental review and authorization of infrastructure projects affecting the Tribe, easing the financial burden of participating in project reviews.
- The IIJA charges the 13 Permitting Council member agencies to develop new, governmentwide best practices to improve agency and project sponsor early engagement with tribal governments to identify potential impacts to natural, archeological, and cultural resources from Federally-authorized infrastructure projects. In addition, the Permitting Council will continue its ongoing efforts to overcome challenges and barriers to tribal participation in the Federal environmental review and authorization process for FAST-41 projects by: 1) conducting training on effective tribal engagement for Federal agencies in concert with the Morris K. Udall and Stewart L. Udall Foundation's John S. McCain III National Center for Environmental Conflict Resolution (Udall Foundation); 2) working with the Department of Housing and Urban Development (HUD) to expand and improve the Tribal Directory Assistance Tool to serve as a single, public database for identifying and notifying Tribes on

matters related to FAST-41 covered projects; 3) offering e-learning courses to introduce Tribes to the Permitting Council and FAST-41; and 4) hosting and facilitating public engagement events with tribal, local, state, and national leaders to create a two-way, nation-to-nation dialog that brings diverse perspectives and new voices to the table in a way that improves and informs the work of the Permitting Council.

**Description of reported data:**

Funding levels were developed through discussions with other Federal agencies with which Permitting Council would partner to deliver these programs and initiatives, including the Udall Foundation and HUD, as well as input from Permitting Council member agencies.

**Description of how funds are expended:**

Funds will be expended through agreements with other Federal agencies and state, local, and tribal governments to develop and implement the programs and initiatives described above and, recognizing the financial constraints that could affect tribal participation, may also include providing reasonable accommodations to help support broader participation by Tribes than what may otherwise be possible.

**Gulf Coast Ecosystem Restoration Council (GCERC) – Tribal Youth Corps**

*Program Category: Education and training*

<b>Annual Budget and Appropriations (dollars in millions)</b>													
2023 President's Budget Request		2023 Enacted				2024 President's Budget Request		2024 Enacted			2025 President's Budget Request		
Disc.	Mand.	Disc.	Mand.	Disaster Supp.	Advance Approps. for 2024	Disc.	Mand.	Disc.	Mand.	Advance Approps. for 2025	Disc.	Mand.	Advance Approps. for 2026
\$-	\$-	\$-	\$1	\$-	\$-	\$-	\$-	\$-	\$-	\$-	\$-	\$-	\$-

<b>Bipartisan Infrastructure Law (BIL) (dollars in millions)</b>					
2022 - 2023 Actual Obligations		2024+outyears Planned Obligations		Total	
Disc.	Mand.	Disc.	Mand.	Disc.	Mand.
\$-	\$-	\$-	\$-	\$-	\$-

<b>Inflation Reduction Act (IRA) (dollars in millions)</b>		
2022 - 2023 Actual Obligations	2024+outyears Planned Obligations	Total
\$-	\$-	\$-

**Description of major changes from 2024 Enacted in the 2025 President's Budget Request:**

No major changes.

**Description of reported data:**

The Council entered into a three-year interagency agreement with the Department of Interior (DOI) in 2023 and provided \$927,000 to fund the program through DOI.

**Description of how funds are expended:**

Tribes themselves cannot be direct recipients of our funding, but DOI sponsors this program, which has Gulf Coast tribes as sub-recipients. . The amount in the Council's most recent Funded Priorities List (FPL 3b) was \$927,000.



**Institute of American Indian and Alaska Native Culture and Arts (IAIA) – Institute of American Indian and Alaska Native Culture and Arts (IAIA)**

**Institute Operations and Education – Institute Operations and Education**

*Program Category: Education and training*

<b>Annual Budget and Appropriations (dollars in millions)</b>													
2023 President’s Budget Request		2023 Enacted				2024 President’s Budget Request		2024 Enacted			2025 President’s Budget Request		
Disc.	Mand.	Disc.	Mand.	Disaster Supp.	Advance Approps. for 2024	Disc.	Mand.	Disc.	Mand.	Advance Approps. for 2025	Disc.	Mand.	Advance Approps. for 2026
\$11.8	\$-	\$13.5	\$-	\$-	\$-	\$14	\$-	\$13.5	\$-	\$-	\$14	\$-	\$-

<b>Bipartisan Infrastructure Law (BIL) (dollars in millions)</b>					
2022 - 2023 Actual Obligations		2024+outyears Planned Obligations		Total	
Disc.	Mand.	Disc.	Mand.	Disc.	Mand.
\$-	\$-	\$-	\$-	\$-	\$-

<b>Inflation Reduction Act (IRA) (dollars in millions)</b>		
2022 - 2023 Actual Obligations	2024+outyears Planned Obligations	Total
\$-	\$-	\$-

**Description of major changes from 2024 Enacted in the 2025 President’s Budget Request:**

The Institute continues its arts education and leadership programs in FY 2025 with no major changes to programs.

**Description of reported data:**

Appropriated funds are utilized in full for activities relating to Native Americans. Funds are used to operate the Institute of American Indian and Alaska Native Culture and Arts Development. The Institute is an independent educational institution that serves as a multi-tribal center of higher education for Native Americans and is dedicated to the study, creative application, preservation and care of Indian arts and culture. Title XV of Public Law 99–498 established the Institute of American Indian and Alaska Native Culture and Arts Development as an independent non-profit educational institution. The mission of the Institute is to serve as a multi-tribal center of higher education for Native Americans and is dedicated to the study, creative application, preservation and care of Indian arts and culture. The Institute is federally chartered and under the direction and control of a Board of Trustees appointed by the President of the United States. Appropriated funds support operation of the Institute.

**Description of how funds are expended:**

Direct service programs.

**Institute of Museum and Library Services (IMLS) – Institute of Museum and Library Services –**

*Program Category: Education and training*

<b>Annual Budget and Appropriations (dollars in millions)</b>													
2023 President’s Budget Request		2023 Enacted				2024 President’s Budget Request		2024 Enacted			2025 President’s Budget Request		
Disc.	Mand.	Disc.	Mand.	Disaster Supp.	Advance Approps. for 2024	Disc.	Mand.	Disc.	Mand.	Advance Approps. for 2025	Disc.	Mand.	Advance Approps. for 2026
\$10	\$-	\$10	\$-	\$-	\$-	\$10	\$-	\$10	\$-	\$-	\$8	\$-	\$-

<b>Bipartisan Infrastructure Law (BIL) (dollars in millions)</b>					
2022 - 2023 Actual Obligations		2024+outyears Planned Obligations		Total	
Disc.	Mand.	Disc.	Mand.	Disc.	Mand.
\$-	\$-	\$-	\$-	\$-	\$-

<b>Inflation Reduction Act (IRA) (dollars in millions)</b>		
2022 - 2023 Actual Obligations	2024+outyears Planned Obligations	Total
\$-	\$-	\$-

**Description of major changes from 2024 Enacted in the 2025 President’s Budget Request:**

FY25 budget levels were overall lower for the agency and all admin and program line items were decreased from FY24 enacted totals

**Description of reported data:**

The Native American/Native Hawaiian Library Services program is funded through a combination of basic grants and competitive grant funding. The basic grants are up to \$10K based on short application form. The remaining amount left in the program is available for competitive grants. The Native American/Native Hawaiian Museum Services program is funded solely through a competitive NOFO process. The agency supports library connectivity, digital inclusion, and capacity building in tribal communities; however the need is greater than the planned funded amount.

**Description of how funds are expended:**

IMLS funds are expended through grant awards.

**Morris K. Udall Foundation (Udall) – Native Nations Institute – Udall Foundation Native Nations Institute**

*Program Category: Education and training*

<b>Annual Budget and Appropriations (dollars in millions)</b>													
2023 President’s Budget Request		2023 Enacted				2024 President’s Budget Request		2024 Enacted			2025 President’s Budget Request		
Disc.	Mand.	Disc.	Mand.	Disaster Supp.	Advance Approps. for 2024	Disc.	Mand.	Disc.	Mand.	Advance Approps. for 2025	Disc.	Mand.	Advance Approps. for 2026
\$1	\$-	\$1	\$-	\$-	\$-	\$1	\$-	\$1	\$-	\$-	\$1	\$-	\$-

<b>Bipartisan Infrastructure Law (BIL) (dollars in millions)</b>					
2022 - 2023 Actual Obligations		2024+outyears Planned Obligations		Total	
Disc.	Mand.	Disc.	Mand.	Disc.	Mand.
\$-	\$-	\$-	\$-	\$-	\$-

<b>Inflation Reduction Act (IRA) (dollars in millions)</b>		
2022 - 2023 Actual Obligations	2024+outyears Planned Obligations	Total
\$-	\$-	\$-

**Description of major changes from 2024 Enacted in the 2025 President’s Budget Request:**

The FY 2024 Native American Congressional Internship, and Undergraduate Scholarship programs will be conducted in-person and expenses continue to be estimated at marginally higher than the past hybrid approach during the pandemic.

**Description of reported data:**

Appropriation language states that "up to \$1,000,000 shall be available to carry out the activities authorized by section 6(7) of Public Law 102–259 and section 817(a) of Public Law 106–568 (20 U.S.C. 5604(7))".

**Description of how funds are expended:**

When \$1,000,000 is set-aside, \$875,000 of the total amount is assigned to the Native Nations Institute to help support their work of providing resources to Indigenous nations on self-determination, governance, and development. The Foundation maintains \$125,000 to pay for the internship program stipends.

**National Aeronautics and Space Administration (NASA)** – Active Awards - Minority University Research and Education Project (MUREP) for American Indian and Alaska Native Science, Technology, Engineering and Mathematics (STEM) Engagement (MAIANSE), MUREP Institutional Research Opportunity (MIRO), (OCEAN), MUREP  
*Program Category: Education and training*

Annual Budget and Appropriations (dollars in millions)													
2023 President's Budget Request		2023 Enacted				2024 President's Budget Request		2024 Enacted			2025 President's Budget Request		
Disc.	Mand.	Disc.	Mand.	Disaster Supp.	Advance Approps. for 2024	Disc.	Mand.	Disc.	Mand.	Advance Approps. for 2025	Disc.	Mand.	Advance Approps. for 2026
\$2	\$-	\$2	\$-	\$-	\$-	\$2	\$-	\$2	\$-	\$-	\$2	\$-	\$-

Bipartisan Infrastructure Law (BIL) (dollars in millions)					
2022 - 2023 Actual Obligations		2024+outyears Planned Obligations		Total	
Disc.	Mand.	Disc.	Mand.	Disc.	Mand.
\$-	\$-	\$-	\$-	\$-	\$-

Inflation Reduction Act (IRA) (dollars in millions)		
2022 - 2023 Actual Obligations	2024+outyears Planned Obligations	Total
\$-	\$-	\$-

**Description of major changes from 2024 Enacted in the 2025 President's Budget Request:**  
 No major changes.

**Description of reported data:**

Minority University Research and Education Project (MUREP) awards funding through cooperative agreements to tribal colleges and universities (TCUs) or American Indian-Alaskan Native organizations to provide opportunities for students, faculty and staff to engage in NASA-related science, technology, engineering and mathematics (STEM) activities. Winning proposals offer innovative methods, approaches and concepts to make appropriate use of current NASA-unique engineering and scientific resources. Additional funding provided for STEM affinity groups (e.g., American Indian Higher Education Consortium [AIHEC]) for student chapter engagements.

**Description of how funds are expended:**

Funds are expended through cooperative agreements with institutions. Funds are provided to affinity groups that support indigenous students in STEM as well as student engagement efforts (e.g., competitions, challenges).

**National Aeronautics and Space Administration (NASA) – Science Activation Program**

*Program Category: Education and training*

<b>Annual Budget and Appropriations (dollars in millions)</b>													
2023 President’s Budget Request		2023 Enacted				2024 President’s Budget Request		2024 Enacted			2025 President’s Budget Request		
Disc.	Mand.	Disc.	Mand.	Disaster Supp.	Advance Approps. for 2024	Disc.	Mand.	Disc.	Mand.	Advance Approps. for 2025	Disc.	Mand.	Advance Approps. for 2026
\$2.9	\$-	\$2.3	\$-	\$-	\$-	\$3.1	\$-	\$3.1	\$-	\$-	\$2.8	\$-	\$-

<b>Bipartisan Infrastructure Law (BIL) (dollars in millions)</b>					
2022 - 2023 Actual Obligations		2024+outyears Planned Obligations		Total	
Disc.	Mand.	Disc.	Mand.	Disc.	Mand.
\$-	\$-	\$-	\$-	\$-	\$-

<b>Inflation Reduction Act (IRA) (dollars in millions)</b>		
2022 - 2023 Actual Obligations	2024+outyears Planned Obligations	Total
\$-	\$-	\$-

**Description of major changes from 2024 Enacted in the 2025 President’s Budget Request:**

No major changes.

**Description of reported data:**

Science Activation is a competitive program to engage learners of all ages to actively participate in NASA science. This report includes the projects awarded to focus on Native American communities, as well as an estimate of the amounts supporting Native communities within projects that have additional audiences.

**Description of how funds are expended:**

Funds are expended through competitively-selected cooperative agreements with institutions.

**National Endowment for the Arts (NEA) – Promotion of the Arts - Direct Endowment Grants**

Program Category: Other

<b>Annual Budget and Appropriations (dollars in millions)</b>													
2023 President's Budget Request		2023 Enacted				2024 President's Budget Request		2024 Enacted			2025 President's Budget Request		
Disc.	Mand.	Disc.	Mand.	Disaster Supp.	Advance Approps. for 2024	Disc.	Mand.	Disc.	Mand.	Advance Approps. for 2025	Disc.	Mand.	Advance Approps. for 2026
\$2	\$-	\$2	\$-	\$-	\$-	\$2	\$-	\$2	\$-	\$-	\$2	\$-	\$-

<b>Bipartisan Infrastructure Law (BIL) (dollars in millions)</b>					
2022 - 2023 Actual Obligations		2024+outyears Planned Obligations		Total	
Disc.	Mand.	Disc.	Mand.	Disc.	Mand.
\$-	\$-	\$-	\$-	\$-	\$-

<b>Inflation Reduction Act (IRA) (dollars in millions)</b>		
2022 - 2023 Actual Obligations	2024+outyears Planned Obligations	Total
\$-	\$-	\$-

**Description of major changes from 2024 Enacted in the 2025 President's Budget Request:**

No major changes.

**Description of reported data:**

Estimates based on review of FY24 grant awards.

**Description of how funds are expended:**

Competitive Grants

**National Endowment for the Humanities (NEH) – Boarding School Research and Oral History Project**

Program Category: Other

Annual Budget and Appropriations (dollars in millions)													
2023 President's Budget Request		2023 Enacted				2024 President's Budget Request		2024 Enacted			2025 President's Budget Request		
Disc.	Mand.	Disc.	Mand.	Disaster Supp.	Advance Approps. for 2024	Disc.	Mand.	Disc.	Mand.	Advance Approps. for 2025	Disc.	Mand.	Advance Approps. for 2026
\$-	\$-	\$4.5	\$-	\$-	\$-	\$-	\$-	\$-	\$-	\$-	\$-	\$-	\$-

Bipartisan Infrastructure Law (BIL) (dollars in millions)					
2022 - 2023 Actual Obligations		2024+outyears Planned Obligations		Total	
Disc.	Mand.	Disc.	Mand.	Disc.	Mand.
\$-	\$-	\$-	\$-	\$-	\$-

Inflation Reduction Act (IRA) (dollars in millions)		
2022 - 2023 Actual Obligations	2024+outyears Planned Obligations	Total
\$-	\$-	\$-

**Description of major changes from 2024 Enacted in the 2025 President's Budget Request:**

This was a one time transfer to the Department of Interior for the Federal Indian School Boarding Initiative. There was also a special one-time call for Chair's grants related to the initiative.

**Description of reported data:**

The amount is what was transferred to the Department of Interior through an interagency agreement, as well as what was awarded through Chair's grants.

**Description of how funds are expended:**

In FY 2023, NEH announced a major partnership with the Department of the Interior to expand the Federal Indian Boarding School Initiative, a comprehensive effort to recognize the troubled legacy of federal Indian boarding school policies with the goal of addressing their intergenerational impact and to shed light on the traumas of the past. Through this partnership, NEH allocated \$4 million in FY 2023 to support the digitization of records from the United States' system of 408 federal Indian boarding schools and the creation of a permanent oral history collection, documenting the experiences of the generations of Indigenous students who passed through the federal Indian boarding school system.

**National Endowment for the Humanities (NEH)** – Humanities Initiatives at Historically Black Colleges and Universities, Hispanic-Serving Institutions, and Tribal Colleges and Universities

*Program Category: Education and training*

<b>Annual Budget and Appropriations (dollars in millions)</b>													
2023 President’s Budget Request		2023 Enacted				2024 President’s Budget Request		2024 Enacted			2025 President’s Budget Request		
Disc.	Mand.	Disc.	Mand.	Disaster Supp.	Advance Approps. for 2024	Disc.	Mand.	Disc.	Mand.	Advance Approps. for 2025	Disc.	Mand.	Advance Approps. for 2026
\$-	\$-	\$0.2	\$-	\$-	\$-	\$-	\$-	\$0.6	\$-	\$-	\$1.7	\$-	\$-

<b>Bipartisan Infrastructure Law (BIL) (dollars in millions)</b>					
2022 - 2023 Actual Obligations		2024+outyears Planned Obligations		Total	
Disc.	Mand.	Disc.	Mand.	Disc.	Mand.
\$-	\$-	\$-	\$-	\$-	\$-

<b>Inflation Reduction Act (IRA) (dollars in millions)</b>		
2022 - 2023 Actual Obligations	2024+outyears Planned Obligations	Total
\$-	\$-	\$-

**Description of major changes from 2024 Enacted in the 2025 President’s Budget Request:**

The agency created an Office of Outreach in FY 2024 that, as part of its mission and activities, focus on expanding access to NEH programs to underserved communities and institutions such as Tribal Colleges and Universities. Through this targeted and expanded outreach, it is estimated that more organizations will apply to this program and therefore may be awarded more funds than in previous years.

**Description of reported data:**

FY 2023 and FY 2024 amounts are what was awarded through this program to Tribes, Tribal organizations, and Tribal Colleges and Universities (TCU). FY 2025 budget amount is an estimate based on increased focus of the agency on underserved communities and expanding outreach to institutions such as TCUs.

**Description of how funds are expended:**

Grants made under the Humanities Initiatives program may be used to enhance the humanities content of the institutions’ existing programs or develop new programs, such as Native language programs or summer bridge programs for high school students. The funded projects may build ties among faculty at several institutions or take advantage of underused humanities resources in the surrounding community. The projects may also use grant funds to build curricular ties between the humanities and the professions, such as medicine, law, business, or economics.



**National Endowment for the Humanities (NEH) – Native Language and Cultural Revitalization Program**

Program Category: Other

Annual Budget and Appropriations (dollars in millions)													
2023 President's Budget Request		2023 Enacted				2024 President's Budget Request		2024 Enacted			2025 President's Budget Request		
Disc.	Mand.	Disc.	Mand.	Disaster Supp.	Advance Approps. for 2024	Disc.	Mand.	Disc.	Mand.	Advance Approps. for 2025	Disc.	Mand.	Advance Approps. for 2026
\$-	\$-	\$-	\$-	\$-	\$-	\$-	\$-	\$-	\$-	\$-	\$1.5	\$-	\$-

Bipartisan Infrastructure Law (BIL) (dollars in millions)					
2022 - 2023 Actual Obligations		2024+outyears Planned Obligations		Total	
Disc.	Mand.	Disc.	Mand.	Disc.	Mand.
\$-	\$-	\$-	\$-	\$-	\$-

Inflation Reduction Act (IRA) (dollars in millions)		
2022 - 2023 Actual Obligations	2024+outyears Planned Obligations	Total
\$-	\$-	\$-

**Description of major changes from 2024 Enacted in the 2025 President's Budget Request:**

This is a new program proposed in the FY 2025 budget.

**Description of reported data:**

The FY 2025 budget amount is what was funded in Passback for this program and included in the FY 2025 Congressional Justification.

**Description of how funds are expended:**

NEH will develop this program as part of the Administration's efforts to (1) counteract nearly two centuries of Federal policies aimed at the destruction of Native languages and cultures, including through the Federal Indian boarding school system; and (2) further the goals of the draft 10-Year National Plan on Native Language Revitalization. Administered by NEH's Education Division, NEH's new program will support the development of Native language education programming and other humanities-based cultural activities, leveraging language and revitalization expertise through new partnerships with Tribal Nations, Native communities, independent organizations, and other federal agencies.

**National Science Foundation (NSF) – Arctic Social Sciences Program (ASSP)**

*Program Category: Education and training*

<b>Annual Budget and Appropriations (dollars in millions)</b>													
2023 President’s Budget Request		2023 Enacted				2024 President’s Budget Request		2024 Enacted			2025 President’s Budget Request		
Disc.	Mand.	Disc.	Mand.	Disaster Supp.	Advance Approps. for 2024	Disc.	Mand.	Disc.	Mand.	Advance Approps. for 2025	Disc.	Mand.	Advance Approps. for 2026
\$5.2	\$-	\$2.5	\$-	\$-	\$-	\$2.7	\$-	\$2.7	\$-	\$-	\$2.7	\$-	\$-

<b>Bipartisan Infrastructure Law (BIL) (dollars in millions)</b>					
2022 - 2023 Actual Obligations		2024+outyears Planned Obligations		Total	
Disc.	Mand.	Disc.	Mand.	Disc.	Mand.
\$-	\$-	\$-	\$-	\$-	\$-

<b>Inflation Reduction Act (IRA) (dollars in millions)</b>		
2022 - 2023 Actual Obligations	2024+outyears Planned Obligations	Total
\$-	\$-	\$-

**Description of major changes from 2024 Enacted in the 2025 President’s Budget Request:**

ASSP saw a significant decrease (about 50%) in FY 2023, due to reallocation of funding to cover increased costs in other OPP programs.

**Description of reported data:**

Arctic Social Sciences Program: Based on inventory of awards in the Arctic Social Sciences Program.

**Description of how funds are expended:**

Arctic Social Sciences Program: Grant awards to Alaska Native American investigators and Alaska Native Serving Institutions.

**National Science Foundation (NSF) – Tribal Colleges and Universities Program (TCUP)**

*Program Category: Education and training*

<b>Annual Budget and Appropriations (dollars in millions)</b>													
2023 President's Budget Request		2023 Enacted				2024 President's Budget Request		2024 Enacted			2025 President's Budget Request		
Disc.	Mand.	Disc.	Mand.	Disaster Supp.	Advance Approps. for 2024	Disc.	Mand.	Disc.	Mand.	Advance Approps. for 2025	Disc.	Mand.	Advance Approps. for 2026
\$23	\$-	\$20	\$-	\$6	\$-	\$23	\$-	\$16.5	\$-	\$-	\$20.9	\$-	\$-

<b>Bipartisan Infrastructure Law (BIL) (dollars in millions)</b>					
2022 - 2023 Actual Obligations		2024+outyears Planned Obligations		Total	
Disc.	Mand.	Disc.	Mand.	Disc.	Mand.
\$-	\$-	\$-	\$-	\$-	\$-

<b>Inflation Reduction Act (IRA) (dollars in millions)</b>		
2022 - 2023 Actual Obligations	2024+outyears Planned Obligations	Total
\$-	\$-	\$-

**Description of major changes from 2024 Enacted in the 2025 President's Budget Request:**

No major changes.

**Description of reported data:**

Tribal Colleges and Universities Program: Directorate for STEM Education (EDU) determined the TCUP budget level from the Consolidated Appropriations Act 2023 to fund TCUP at \$20,000,000 and the Disaster Relief Supplemental Appropriations Act of 2023 at \$6,000,000 for a total of \$26,000,000.

**Description of how funds are expended:**

Tribal Colleges and Universities Program: Organizations eligible to submit TCUP proposals are Tribal Colleges and Universities, Alaska Native-serving institutions and Native Hawaiian-serving institutions. [Executive Order 13021 defines Tribal Colleges and Universities ("tribal colleges") as those institutions cited in section 532 of the Equity in Educational Land-Grant Status Act of 1994 (7 U.S.C. 301 note), and other institutions that qualify for funding under the Tribally Controlled Community College Assistance Act of 1978, (25 U.S.C. 1801 et seq.), as well as Navajo Community College as authorized in the Navajo Community College Assistance Act of 1978, Public Law 95-471, Title II (25 U.S.C. 640a note). The term "Alaska Native-serving institution" means an institution of higher education that is an eligible institution under section 1058(b) of the Higher Education Act; and that, at the time of submission, has an undergraduate enrollment that is at least 20 percent Alaska Native students. The term "Native Hawaiian-serving institution" means an institution of higher education that is an eligible institution under section 1058(b) of the Higher Education Act; and

that, at the time of submission, has an undergraduate enrollment that is at least 10 percent Native Hawaiian students.] Under those specific provisions, TCUP awards are made to those qualified institutions. TCUP awards are not made directly to Native students.

**Nuclear Regulatory Commission (NRC) – Nuclear Regulatory Commission – NRC Tribal Liaison Program**

*Program Category: Natural resources and environment*

<b>Annual Budget and Appropriations (dollars in millions)</b>													
2023 President’s Budget Request		2023 Enacted				2024 President’s Budget Request		2024 Enacted			2025 President’s Budget Request		
Disc.	Mand.	Disc.	Mand.	Disaster Supp.	Advance Approps. for 2024	Disc.	Mand.	Disc.	Mand.	Advance Approps. for 2025	Disc.	Mand.	Advance Approps. for 2026
\$0.8	\$-	\$0.8	\$-	\$-	\$-	\$1	\$-	\$1	\$-	\$-	\$1.2	\$-	\$-

<b>Bipartisan Infrastructure Law (BIL) (dollars in millions)</b>					
2022 - 2023 Actual Obligations		2024+outyears Planned Obligations		Total	
Disc.	Mand.	Disc.	Mand.	Disc.	Mand.
\$-	\$-	\$-	\$-	\$-	\$-

<b>Inflation Reduction Act (IRA) (dollars in millions)</b>		
2022 - 2023 Actual Obligations	2024+outyears Planned Obligations	Total
\$-	\$-	\$-

**Description of major changes from 2024 Enacted in the 2025 President’s Budget Request:**

No major changes from FY 2024.

**Description of reported data:**

The NRC follows the Commission’s Tribal Policy Statement and employs the “Tribal Protocol Manual” to foster effective interaction with Native American Tribes. This manual embodies the NRC’s commitment to acknowledging the sovereign rights of Federally-recognized Tribes in the development and implementation of agency policies and regulatory activities that have Tribal implications. More information about the NRC’s Tribal program can be found at <https://tribal.nrc.gov/>. The level of funding for Tribal activities was based on the level of effort needed to engage Tribes on an increasing number of NRC projects of interest, including reactor applications and new Agreement State Applications, coordinate with other Federal agencies on Tribal matters, update Tribal contact databases and mapping tools, collaborate with the NRC’s State Liaison Officers, and outreach to Tribes to understand issues of interest and communicate NRC activities.

**Description of how funds are expended:**

All funds directly support staff hours for working on Tribal-related issues. The staff support implementation of the Tribal Policy Statement through development, revision, and implementation of agencywide guidance. Additionally, staff develop and provide Tribal training to agency staff, as well as collaborating with the agency’s State Liaison Officers. The staff used funds to engage Tribal Nations through presentations at Tribal conferences, Tribal Council meetings, government-to-government meetings, and joint webinars with our federal partners.

**Office of Navajo and Hopi Indian Relocation (ONHIR) – Relocation Activities**

Program Category: Other

Annual Budget and Appropriations (dollars in millions)													
2023 President's Budget Request		2023 Enacted				2024 President's Budget Request		2024 Enacted			2025 President's Budget Request		
Disc.	Mand.	Disc.	Mand.	Disaster Supp.	Advance Approps. for 2024	Disc.	Mand.	Disc.	Mand.	Advance Approps. for 2025	Disc.	Mand.	Advance Approps. for 2026
\$4	\$-	\$-	\$-	\$-	\$-	\$5.1	\$-	\$-	\$-	\$-	\$3.5	\$-	\$-

Bipartisan Infrastructure Law (BIL) (dollars in millions)					
2022 - 2023 Actual Obligations		2024+outyears Planned Obligations		Total	
Disc.	Mand.	Disc.	Mand.	Disc.	Mand.
\$-	\$-	\$-	\$-	\$-	\$-

Inflation Reduction Act (IRA) (dollars in millions)		
2022 - 2023 Actual Obligations	2024+outyears Planned Obligations	Total
\$-	\$-	\$-

**Description of major changes from 2024 Enacted in the 2025 President's Budget Request:**

The FY 2025 Budget request reflects ONHIR funding needs as it moves toward completing its core mission. ONHIR was not intended to be a permanent office when it was created.

**Description of reported data:**

The Office of Navajo and Hopi Indian Relocation (ONHIR) was established by Public Law 93–531 to plan and conduct relocation activities associated with the settlement of a land dispute in northern Arizona between the Navajo Nation and the Hopi Indian Tribe . Discretionary funds are used for activities to support tribal member relocation efforts and other activities (such as tribal trust land management) that directly benefit and support Tribes and tribal members. Enacted resources in FY 2022, 2023, and 2024 were provided as "available from unobligated balances"; no new budget authority was appropriated.

**Description of how funds are expended:**

Direct service programs, Non-competitive Grants

**Office of Personnel Management (OPM) – Trust Fund Annual Account Tribal – Insurance Program System (TIPS)**

*Program Category: Health*

<b>Annual Budget and Appropriations (dollars in millions)</b>													
2023 President’s Budget Request		2023 Enacted				2024 President’s Budget Request		2024 Enacted			2025 President’s Budget Request		
Disc.	Mand.	Disc.	Mand.	Disaster Supp.	Advance Approps. for 2024	Disc.	Mand.	Disc.	Mand.	Advance Approps. for 2025	Disc.	Mand.	Advance Approps. for 2026
\$-	\$1.9	\$1.3	\$-	\$-	\$-	\$-	\$1.3	\$1.3	\$-	\$-	\$-	\$1.7	\$-

<b>Bipartisan Infrastructure Law (BIL) (dollars in millions)</b>					
2022 - 2023 Actual Obligations		2024+outyears Planned Obligations		Total	
Disc.	Mand.	Disc.	Mand.	Disc.	Mand.
\$-	\$-	\$-	\$-	\$-	\$-

<b>Inflation Reduction Act (IRA) (dollars in millions)</b>		
2022 - 2023 Actual Obligations	2024+outyears Planned Obligations	Total
\$-	\$-	\$-

**Description of major changes from 2024 Enacted in the 2025 President’s Budget Request:**

The Budget includes a legislative proposal to improve financial management of Tribal FEHB administration fee by switching administrative expenses for Tribal enrollment from discretionary to mandatory. This will allow OPM to directly access the administrative fee currently collected from Tribes for participation in the FEHB Program.

**Description of reported data:**

Tribes or tribal organizations carrying out programs under the Indian Self-Determination and Education Assistance Act (ISDEAA), urban Indian organizations carrying out programs under Title V of the Indian Health Care Improvement Act (IHCA), and tribally controlled schools can purchase FEHB coverage for their employees. USDA/NFC and OPM/HI establish an IAA every year to operate and maintain the Tribal Insurance Processing System (TIPS). TIPS is used to enroll Tribes in the FEHB Program and collect insurance premiums.

**Description of how funds are expended:**

Funds are expended for TIPS program management and oversight, continuous improvement and enhancement objectives, readiness for open enrollment, development of standard operation procedure documentation and technology support, customer service and call center support, and system training. In addition, funds are expended to collect FEHB insurance premiums from Tribal enrollees and transferred via IPAC to OPM on a monthly basis.

**Small Business Administration (SBA) – Native American Outreach**

Program Category: Other

Annual Budget and Appropriations (dollars in millions)													
2023 President’s Budget Request		2023 Enacted				2024 President’s Budget Request		2024 Enacted			2025 President’s Budget Request		
Disc.	Mand.	Disc.	Mand.	Disaster Supp.	Advance Approps. for 2024	Disc.	Mand.	Disc.	Mand.	Advance Approps. for 2025	Disc.	Mand.	Advance Approps. for 2026
\$3	\$-	\$4	\$-	\$-	\$-	\$4	\$-	\$5	\$-	\$-	\$4	\$-	\$-

Bipartisan Infrastructure Law (BIL) (dollars in millions)					
2022 - 2023 Actual Obligations		2024+outyears Planned Obligations		Total	
Disc.	Mand.	Disc.	Mand.	Disc.	Mand.
\$-	\$-	\$-	\$-	\$-	\$-

Inflation Reduction Act (IRA) (dollars in millions)		
2022 - 2023 Actual Obligations	2024+outyears Planned Obligations	Total
\$-	\$-	\$-

**Description of major changes from 2024 Enacted in the 2025 President’s Budget Request:**

The SBA submitted a FY25 budget request amount for \$4 Million in the FY 2025 CBJ.

**Description of reported data:**

The level of funding requested for FY 2025 is \$4 Million to provide continued support for Native American underserved communities. The Agency will continue to provide business tools and resources to Native American entrepreneurs, Tribally- owned corporations, Alaska Native Corporations, and Native Hawaiian Organizations. The program will continue to focus on leadership development, economic development, job creation, and the delivery of 7(j) technical assistance programs to Native American communities. In addition, the Agency will continue to offer customized support to enhance economic growth and development by providing strategic short-and long-term community economic development planning and sector growth. Assistance will focus on international trade, manufacturing, business development training, entrepreneurship development, innovative project financing, and economic development strategies.

**Description of how funds are expended:**

The SBA utilizes the funds to aid Native American communities that often do not have the same access to resources due to their remote locations. The Agency ensures that American Indians, Alaska Natives, and Native Hawaiians can create, develop, and expand their small businesses through business development and expansion tools available through the Agency’s programs. Native American Entrepreneurial Empowerment Workshops to individual and Tribally-owned businesses via contracts and grants through business development workshops, webinars, online classes, and live



entrepreneurial classes. The Agency also utilizes its funds to promote the development of innovative and successful Native American firms that are eligible for assistance under SBA's 7(j) Management and Technical Assistance program.

**Small Business Administration (SBA) – Loans – 504 Loans - Small Business Loan Guarantee Program. American Indian (Native American)**

Borrowers. [Non-Add]

Program Category: Other

Annual Budget and Appropriations (dollars in millions)													
2023 President's Budget Request		2023 Enacted				2024 President's Budget Request		2024 Enacted			2025 President's Budget Request		
Disc.	Mand.	Disc.	Mand.	Disaster Supp.	Advance Approps. for 2024	Disc.	Mand.	Disc.	Mand.	Advance Approps. for 2025	Disc.	Mand.	Advance Approps. for 2026
[\$120.0]	\$[-]	\$[-]	\$[-]	\$[-]	\$[-]	[\$120.0]	\$[-]	[\$120.0]	\$[-]	\$[-]	[\$120.0]	\$[-]	\$[-]

Bipartisan Infrastructure Law (BIL) (dollars in millions)					
2022 - 2023 Actual Obligations		2024+outyears Planned Obligations		Total	
Disc.	Mand.	Disc.	Mand.	Disc.	Mand.
\$[-]	\$[-]	\$[-]	\$[-]	\$[-]	\$[-]

Inflation Reduction Act (IRA) (dollars in millions)		
2022 - 2023 Actual Obligations	2024+outyears Planned Obligations	Total
\$[-]	\$[-]	\$[-]

**Description of major changes from 2024 Enacted in the 2025 President's Budget Request:**

No major changes.

**Description of reported data:**

In FY 2023, 0.7259% of all 504 loans were awarded to self-reported Native American small business owners. The same percentages were applied to forecast loan volumes for the FY 23 Budget column, the FY 24 Budget column, FY 24 Enacted column, and FY 25 Budget column. The FY 23 Enacted column represents actual amount of American Indian (Native American) 504 Loans issued as reported in the FY 2025 Congressional Justification.

**Description of how funds are expended:**

These are the estimated loan guarantees approved for Native American small businesses. The funding amounts reported for FY 2023 are based on the FY23 gross percentage loans approved. The funding amounts reported for FY 2024 are based on the FY 23 gross percentage loans approved. The funding amounts reported for FY 2025 are based on the FY 23 gross percentage loans approved.

**Small Business Administration (SBA) – Loans – 7a Loans - Small Business Loan Guarantee Program. American Indian (Native American) Borrowers.**

[Non-Add]

Program Category: Other

<b>Annual Budget and Appropriations (dollars in millions)</b>													
2023 President's Budget Request		2023 Enacted				2024 President's Budget Request		2024 Enacted			2025 President's Budget Request		
Disc.	Mand.	Disc.	Mand.	Disaster Supp.	Advance Approps. for 2024	Disc.	Mand.	Disc.	Mand.	Advance Approps. for 2025	Disc.	Mand.	Advance Approps. for 2026
[\$298.0]	\$[-]	\$[-]	\$[-]	\$[-]	\$[-]	[\$298.0]	\$[-]	[\$298.0]	\$[-]	\$[-]	[\$298.0]	\$[-]	\$[-]

<b>Bipartisan Infrastructure Law (BIL) (dollars in millions)</b>					
2022 - 2023 Actual Obligations		2024+outyears Planned Obligations		Total	
Disc.	Mand.	Disc.	Mand.	Disc.	Mand.
\$[-]	\$[-]	\$[-]	\$[-]	\$[-]	\$[-]

<b>Inflation Reduction Act (IRA) (dollars in millions)</b>		
2022 - 2023 Actual Obligations	2024+outyears Planned Obligations	Total
\$[-]	\$[-]	\$[-]

**Description of major changes from 2024 Enacted in the 2025 President's Budget Request:**

No major changes.

**Description of reported data:**

In FY 2023, 0.8507% of all 7(a) loans were awarded to self-reported Native American small business owners. The same percentages were applied to forecast loan volumes for the FY 23 Budget column, the FY 24 Budget column, FY 24 Enacted column, and FY 25 Budget column. The FY 23 Enacted column represents actual amount of American Indian (Native American) 7a Loans issued as reported in the FY 2025 Congressional Justification.

**Description of how funds are expended:**

These are the estimated loan guarantees approved for Native American small businesses. The funding amounts reported for FY 2023 are based on the FY23 gross percentage loans approved. The funding amounts reported for FY 2024 are based on the FY 23 gross percentage loans approved. The funding amounts reported for FY 2025 are based on the FY 23 gross percentage loans approved.

**Smithsonian Institution (Smithsonian) – Smithsonian Institution – Smithsonian Institution**

Program Category: Other

Annual Budget and Appropriations (dollars in millions)													
2023 President's Budget Request		2023 Enacted				2024 President's Budget Request		2024 Enacted			2025 President's Budget Request		
Disc.	Mand.	Disc.	Mand.	Disaster Supp.	Advance Approps. for 2024	Disc.	Mand.	Disc.	Mand.	Advance Approps. for 2025	Disc.	Mand.	Advance Approps. for 2026
\$74	\$-	\$74	\$-	\$-	\$-	\$76	\$-	\$75	\$-	\$-	\$76	\$-	\$-

Bipartisan Infrastructure Law (BIL) (dollars in millions)					
2022 - 2023 Actual Obligations		2024+outyears Planned Obligations		Total	
Disc.	Mand.	Disc.	Mand.	Disc.	Mand.
\$-	\$-	\$-	\$-	\$-	\$-

Inflation Reduction Act (IRA) (dollars in millions)		
2022 - 2023 Actual Obligations	2024+outyears Planned Obligations	Total
\$-	\$-	\$-

**Description of major changes from 2024 Enacted in the 2025 President's Budget Request:**

Program change due to anticipated pay increase

**Description of reported data:**

Level of funding is calculated based on the resources provided to: 1. National Museum of the American Indian (NMAI), both in the Washington DC area and New York 2. National Museum of Natural History (Repatriation Program) 3. Facilities, security, utilities support provided to NMAI. Facilities maintenance needs are estimated in the out years. 4. Folklife Festival - Indigenous Voices of the Americas (specific to CY 2024)

**Description of how funds are expended:**

Federally-run programs: 1. National Museum of the American Indian (NMAI), both in the Washington DC area and New York 2. National Museum of Natural History (Repatriation Program) 3. Facilities, security, utilities support provided to NMAI. Facilities maintenance needs are estimated in the out years. 4. Folklife Festival - Indigenous Voices of the Americas (specific to CY 2024)

**Social Security Administration (SSA) – Office of Native American Partnerships – Old-Age, Survivors, and Disability Insurance (OASDI)**

*Program Category: Income Support*

<b>Annual Budget and Appropriations (dollars in millions)</b>													
2023 President's Budget Request		2023 Enacted				2024 President's Budget Request		2024 Enacted			2025 President's Budget Request		
Disc.	Mand.	Disc.	Mand.	Disaster Supp.	Advance Approps. for 2024	Disc.	Mand.	Disc.	Mand.	Advance Approps. for 2025	Disc.	Mand.	Advance Approps. for 2026
\$-	\$-	\$-	\$-	\$-	\$-	\$-	\$-	\$-	\$-	\$-	\$1	\$-	\$-

<b>Bipartisan Infrastructure Law (BIL) (dollars in millions)</b>					
2022 - 2023 Actual Obligations		2024+outyears Planned Obligations		Total	
Disc.	Mand.	Disc.	Mand.	Disc.	Mand.
\$-	\$-	\$-	\$-	\$-	\$-

<b>Inflation Reduction Act (IRA) (dollars in millions)</b>		
2022 - 2023 Actual Obligations	2024+outyears Planned Obligations	Total
\$-	\$-	\$-

**Description of major changes from 2024 Enacted in the 2025 President's Budget Request:**

FY 2024 spending was below \$500,000 reporting threshold.

**Description of reported data:**

Amounts for each input were determined by calculating project as well as associated staff costs. Staffing costs support direct efforts for Tribal Government leaders and communities.

**Description of how funds are expended:**

Operations Remote Service Costs, Staff Support Costs

**Social Security Administration (SSA) – Office of Native American Partnerships – Supplemental Security Income (SSI)**

*Program Category: Income Support*

<b>Annual Budget and Appropriations (dollars in millions)</b>													
2023 President's Budget Request		2023 Enacted				2024 President's Budget Request		2024 Enacted			2025 President's Budget Request		
Disc.	Mand.	Disc.	Mand.	Disaster Supp.	Advance Approps. for 2024	Disc.	Mand.	Disc.	Mand.	Advance Approps. for 2025	Disc.	Mand.	Advance Approps. for 2026
\$-	\$-	\$-	\$-	\$-	\$-	\$-	\$-	\$-	\$-	\$-	\$2	\$-	\$-

<b>Bipartisan Infrastructure Law (BIL) (dollars in millions)</b>					
2022 - 2023 Actual Obligations		2024+outyears Planned Obligations		Total	
Disc.	Mand.	Disc.	Mand.	Disc.	Mand.
\$-	\$-	\$-	\$-	\$-	\$-

<b>Inflation Reduction Act (IRA) (dollars in millions)</b>		
2022 - 2023 Actual Obligations	2024+outyears Planned Obligations	Total
\$-	\$-	\$-

**Description of major changes from 2024 Enacted in the 2025 President's Budget Request:**

FY 2024 spending was below \$500,000 reporting threshold.

**Description of reported data:**

Amounts for each input were determined by calculating project as well as associated staff costs. Staffing costs support direct efforts for Tribal Government leaders and communities.

**Description of how funds are expended:**

Marketing for tribal communities, Travel - Tribal Advisory Committee, Tribal grants and/or contracts, Native Language Translations

**Tennessee Valley Authority (TVA) – Tennessee Valley Authority – Native American Site Protection and Reinterment**

Program Category: Other

<b>Annual Budget and Appropriations (dollars in millions)</b>													
2023 President's Budget Request		2023 Enacted				2024 President's Budget Request		2024 Enacted			2025 President's Budget Request		
Disc.	Mand.	Disc.	Mand.	Disaster Supp.	Advance Approps. for 2024	Disc.	Mand.	Disc.	Mand.	Advance Approps. for 2025	Disc.	Mand.	Advance Approps. for 2026
\$-	\$2.8	\$-	\$2.8	\$-	\$-	\$-	\$0.8	\$-	\$0.5	\$-	\$-	\$3.1	\$-

<b>Bipartisan Infrastructure Law (BIL) (dollars in millions)</b>					
2022 - 2023 Actual Obligations		2024+outyears Planned Obligations		Total	
Disc.	Mand.	Disc.	Mand.	Disc.	Mand.
\$-	\$-	\$-	\$-	\$-	\$-

<b>Inflation Reduction Act (IRA) (dollars in millions)</b>		
2022 - 2023 Actual Obligations	2024+outyears Planned Obligations	Total
\$-	\$-	\$-

**Description of major changes from 2024 Enacted in the 2025 President's Budget Request:**

The budgeted increase in FY 2025 is generally attributed to funding in support of TVA's Native American reinterment program.

**Description of reported data:**

Funding indicated reflects spend to support protection of Native American resources and reinterment.

**Description of how funds are expended:**

Funds reported are designed to support internal TVA programs. This includes internal projects which support Native American tribes in line with the indicated initiatives.