

FY 2024 NATIVE AMERICAN FUNDING CROSSCUT

FEDERAL FUNDING FOR PROGRAMS THAT BENEFIT NATIVE AMERICANS AND ALASKA NATIVES • 2022-2024 President's Budgets with BIL and IRA funding

Purpose

The Office of Management and Budget (OMB) publishes the Native American Funding Crosscut annually to provide further budget transparency to Tribal Governments and entities with Tribal equities such as Tribes, Tribal organizations, Tribal members, Federal agencies, Federal and Tribal policy officials, and Congressional members and staff.

Contents

The FY 2024 Native American Funding Crosscut includes:

- Overview information
- Summary Charts and Tables:
 - Annual Budget and Appropriations Funding
 - Bipartisan Infrastructure Law Funding
 - Inflation Reduction Act Funding
- Detailed Tables:
 - Annual Budget and Appropriations Funding
 - Bipartisan Infrastructure Law Funding
 - Inflation Reduction Act Funding
- Program Detail Appendix

OVERVIEW INFORMATION

Methodology and Data Transparency

The Fiscal Year (FY) 2024 Native American Funding Crosscut includes agency-reported data for Federal funding of programs, projects, and activities that in whole or in part benefit or relate to American Indians and Alaska Natives (AI/AN)¹, including individuals, tribal governments, village governments, urban Indian organizations, and tribal communities.

Agencies are directed to report only the portion of each program that directly benefits or relates to AI/ANs, up to the entire amount for programs that exclusively serve AI/AN. Agencies are *not* directed to report funding for which AI/ANs are generally eligible as part of broader programs. To the extent any competitive grant programs are included, funding reported is related to Tribal set-asides or known funding provided to AI/AN communities.

Resources reported in the FY 2024 Native American Funding Crosscut are as follows, reported in millions of dollars:

- **2022 Budget** – discretionary and mandatory
- **2022 Enacted** (Public Law (P.L.) 117-103) – discretionary and mandatory
- **2023 Budget** – discretionary and mandatory
- **2023 Enacted** (P.L. 117-73) – discretionary, mandatory, disaster relief supplemental funding (Divisions M and N), and advance appropriations provided for FY 2024
- **Bipartisan Infrastructure Law (BIL)** (also called the Infrastructure Investment and Jobs Act (IIJA)) (P.L. 117-58) – discretionary and mandatory funding as actual obligations for 2022 and planned obligations for each of FY 2023, 2024, and 2025 and subsequent years
- **Inflation Reduction Act (IRA)** (P.L. 117-169) – funding as actual obligations for 2022 and planned obligations for each of FY 2023, 2024, and 2025 and subsequent years

Note: Funds provided through other legislation are not reported in this Crosscut, including the CHIPS Act and COVID-19 relief in the American Rescue Plan Act (ARPA) or the CARES Act.

The FY 2024 Native American Funding Crosscut includes agency reporting of the category that best describes each program, project, or activity.

Available categories and their abbreviations are:

<u>Category Name</u>	<u>Abbreviation</u>	<u>Category Name</u>	<u>Abbreviation</u>
Agriculture.....	A	Income Support.....	IS
Education and training.....	ET	Justice.....	J
Energy.....	E	Natural resources and environment...	NRE
Health.....	H	Transportation.....	T
Housing and community development....	HCD	Other.....	O

¹ OMB Statistical Policy Directive No. 15, *Race and Ethnic Standards for Federal Statistics and Administrative Reporting*, defines “American Indian or Alaska Native” as a person having origins in any of the original peoples of North and South America (including Central America), and who maintains tribal affiliation or community attachment.

Definitions

- Advance appropriations funding: Appropriations of new budget authority that will become available one or more fiscal years beyond the fiscal year for which the appropriation act was passed. For example, “Advance Approps. for FY 2024” describes annual appropriations budget authority enacted in a prior fiscal year for use in FY 2024.
- Discretionary (“Disc.”) funding: Budget authority provided by appropriations Acts and the outlays that result from that budget authority.
- Mandatory (“Mand.”) funding: Budget authority and outlays provided by permanent laws.
- “Non-Add”: A line that provides additional information about a value but is not intended to be included in totals. Amounts in brackets (e.g., [40.0]) indicate they are non-add values. In this crosscut, Loan Levels are often labeled non-add because a loan level describes the total amount of loan authority, not spending authority that benefits Native American and Alaska Native communities or individuals.
- 2025+outyears: This describes plans for FY 2025 *and* any applicable years after FY 2025. This notation is used in both BIL and IRA data because the legislation funded programs over varying numbers of years and/or for varying periods of availability.

FY 2024 NATIVE AMERICAN FUNDING CROSSCUT

FEDERAL FUNDING FOR PROGRAMS THAT BENEFIT NATIVE AMERICANS AND ALASKA NATIVES • 2022-2024 President’s Budgets with BIL and IRA funding

SUMMARY CHARTS AND TABLES

Charts and tables in this section report summary funding levels by agency and category, for Annual Budget and Appropriations Funding; Bipartisan Infrastructure Law Funding; and Inflation Reduction Act Funding.

Agency Abbreviations are:

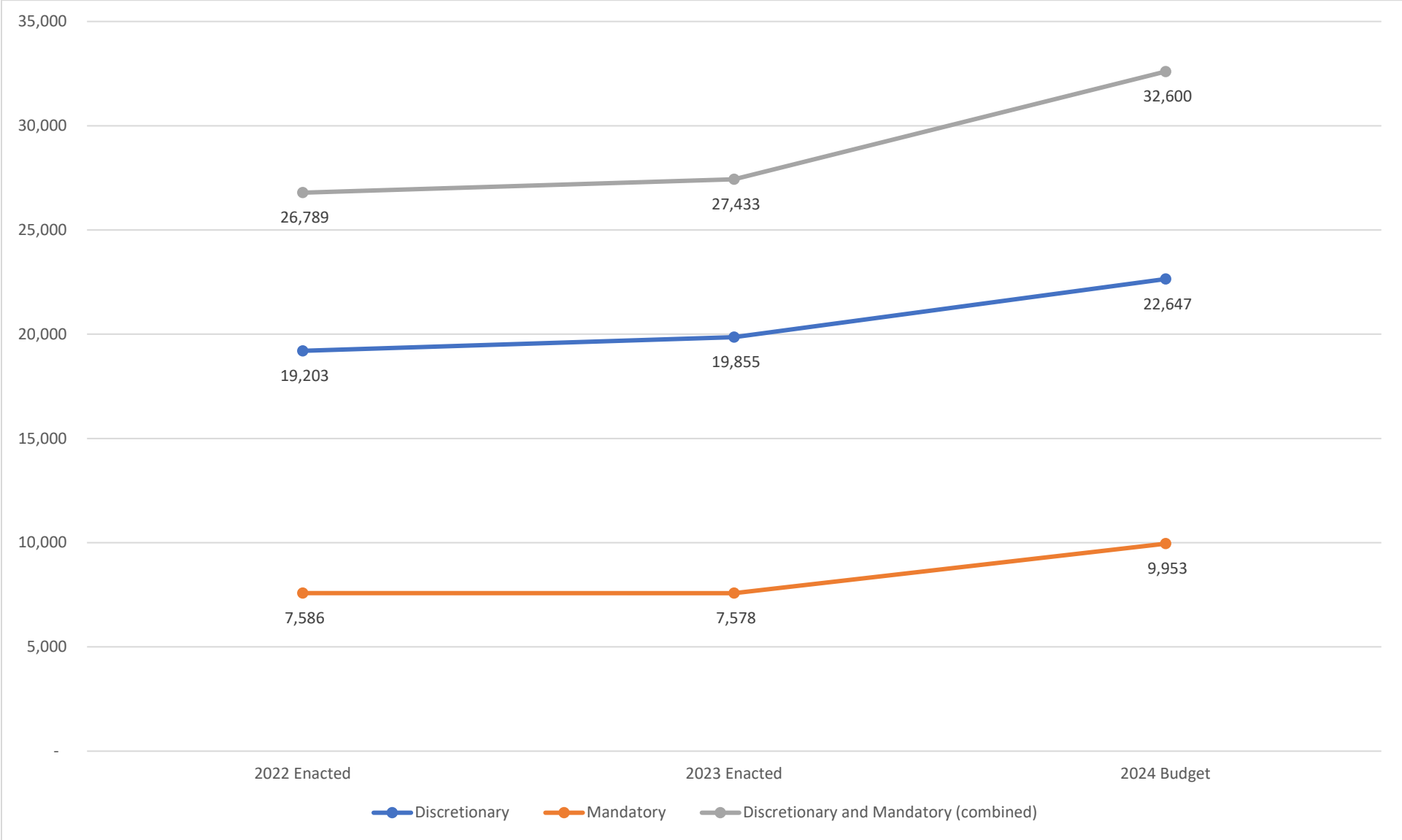
Abbreviation	Agency Name	Abbreviation	Agency Name
Commerce.....	Department of Commerce	EPA.....	Environmental Protection Agency
Denali.....	Denali Commission	FCC.....	Federal Communications Commission
DHS.....	Department of Homeland Security	FPISC.....	Federal Permitting Improvement Steering Council
DOE.....	Department of Energy	HHS.....	Department of Health and Human Services
DOI.....	Department of the Interior	HUD.....	Department of Housing and Urban Development
DOJ.....	Department of Justice	IMLS.....	Institute of Museum and Library Services
DOL.....	Department of Labor	NASA.....	National Aeronautics and Space Administration
DOT.....	Department of Transportation	OPM.....	Office of Personnel Management
Education.....	Department of Education	USDA.....	Department of Agriculture

Notes on Tables – All resources are reported in millions of dollars. Zero-dollar lines have been removed; tables only include agencies with resources to report in a given funding area. Some totals may be inexact due to rounding.

Note on Charts – The “**Other Agencies**” label includes the following agencies: Advisory Council on Historic Preservation (ACHP); Alyce Spotted Bear and Walter Soboleff Commission on Native Children; Army Corps of Engineers; Corporation for National and Community Service (CNCS); Denali Commission; Department of Commerce; Department of Defense (DOD); Department of Homeland Security (DHS); Department of the Treasury; Department of Veterans Affairs; Federal Permitting Improvement Steering Council (FPISC); Institute of American Indian and Alaska Native Culture and Arts (IAIA); Institute of Museum and Library Services (IMLS); Morris K. Udall Foundation - Native Nations Institute; National Aeronautics and Space Administration (NASA); National Science Foundation; Nuclear Regulatory Commission; Office of Navajo and Hopi Indian Relocation (ONHIR); Office of Personnel Management (OPM); Small Business Administration (SBA); and Smithsonian Institution.

2022 Enacted, 2023 Enacted, and 2024 Budget Governmentwide Totals

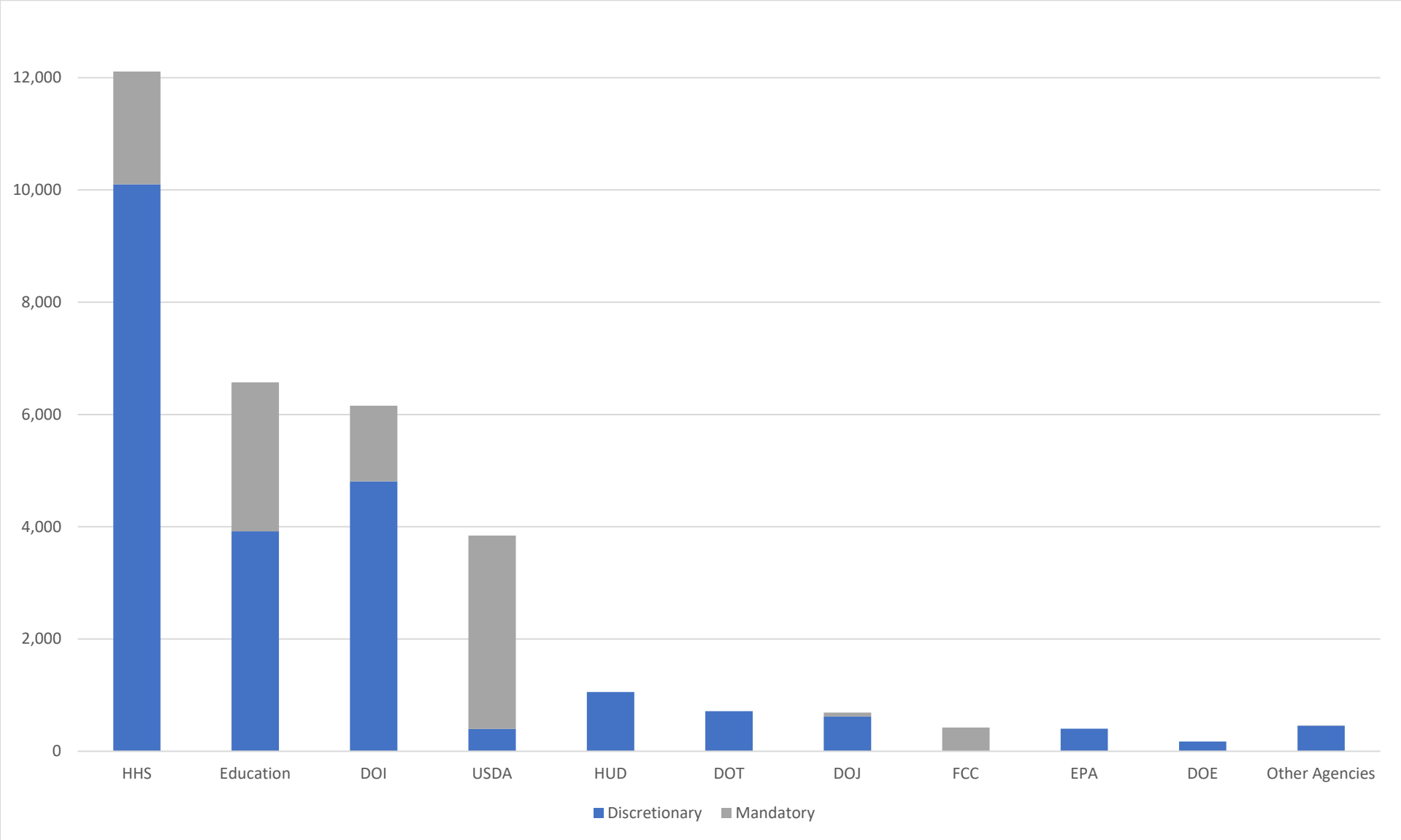
dollars in millions



- Excludes FY 2023 disaster relief supplemental funding, FY 2024 advance appropriations, BIL, and IRA funding.
- The 2024 Budget proposes to shift funding for the BIA and IHS Contract Support Costs and Payments for Tribal Section 105(l) Leases programs from discretionary to mandatory in FY 2024.

2024 President's Budget Discretionary and Mandatory Funding by Agency

dollars in millions

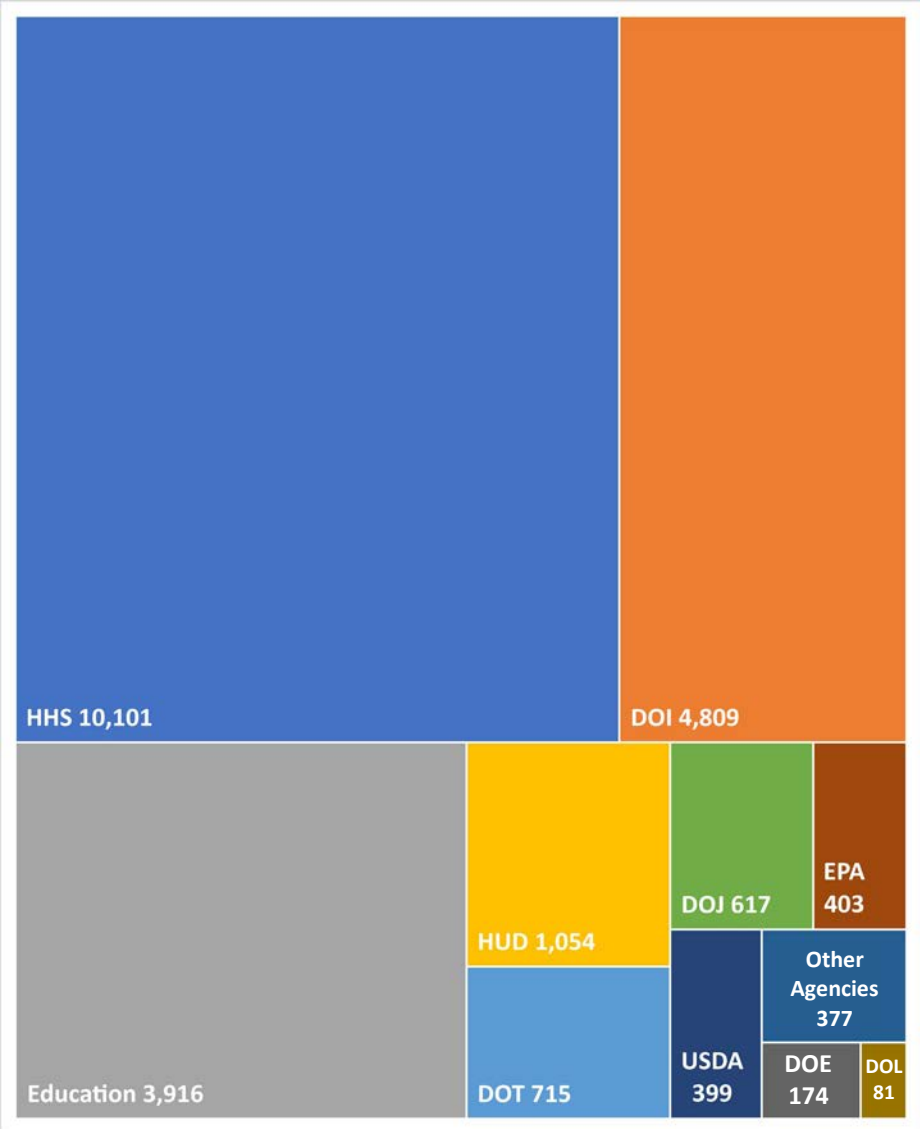


The 2024 Budget proposes to shift funding for the DOI - Bureau of Indian Affairs (BIA) and HHS - Indian Health Service (IHS) Contract Support Costs and Payments for Tribal Section 105(I) Leases programs from discretionary to mandatory in FY 2024.

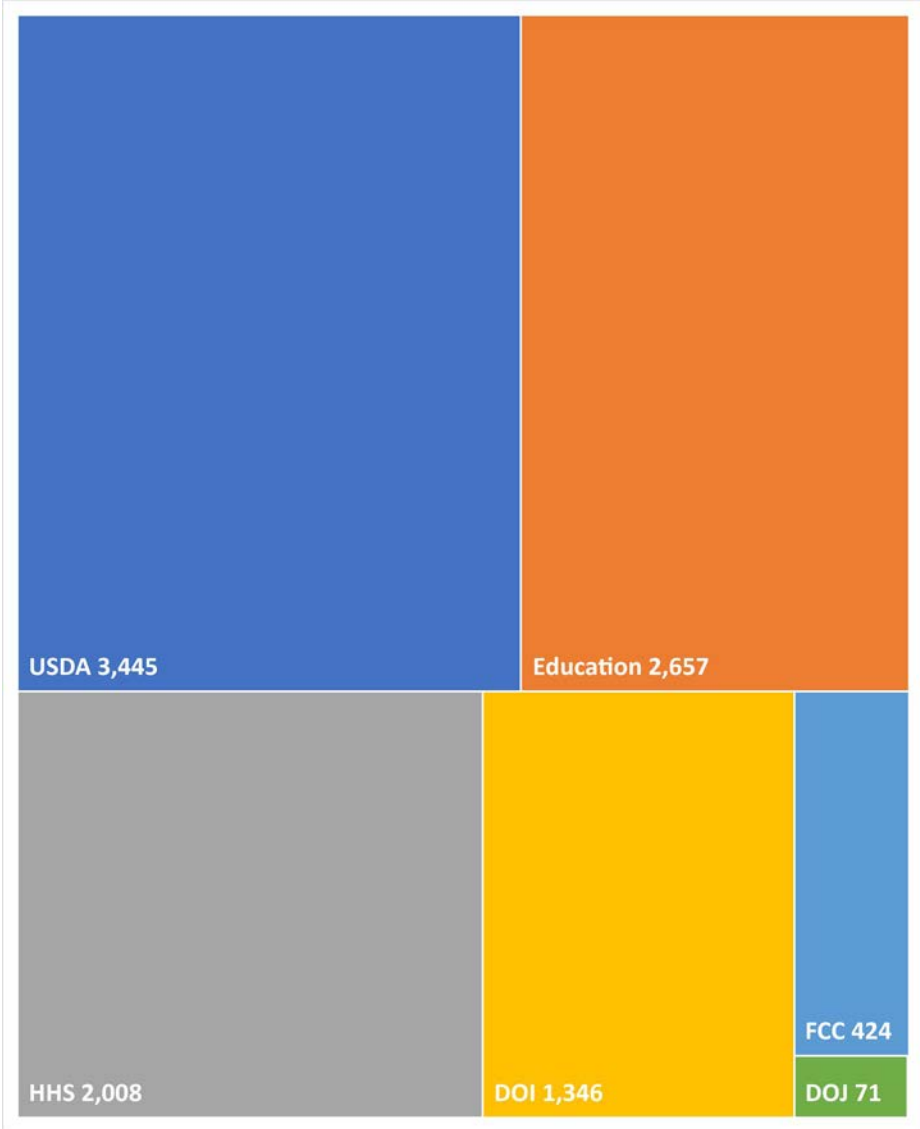
2024 President's Budget by Agency

dollars in millions

Discretionary Funding



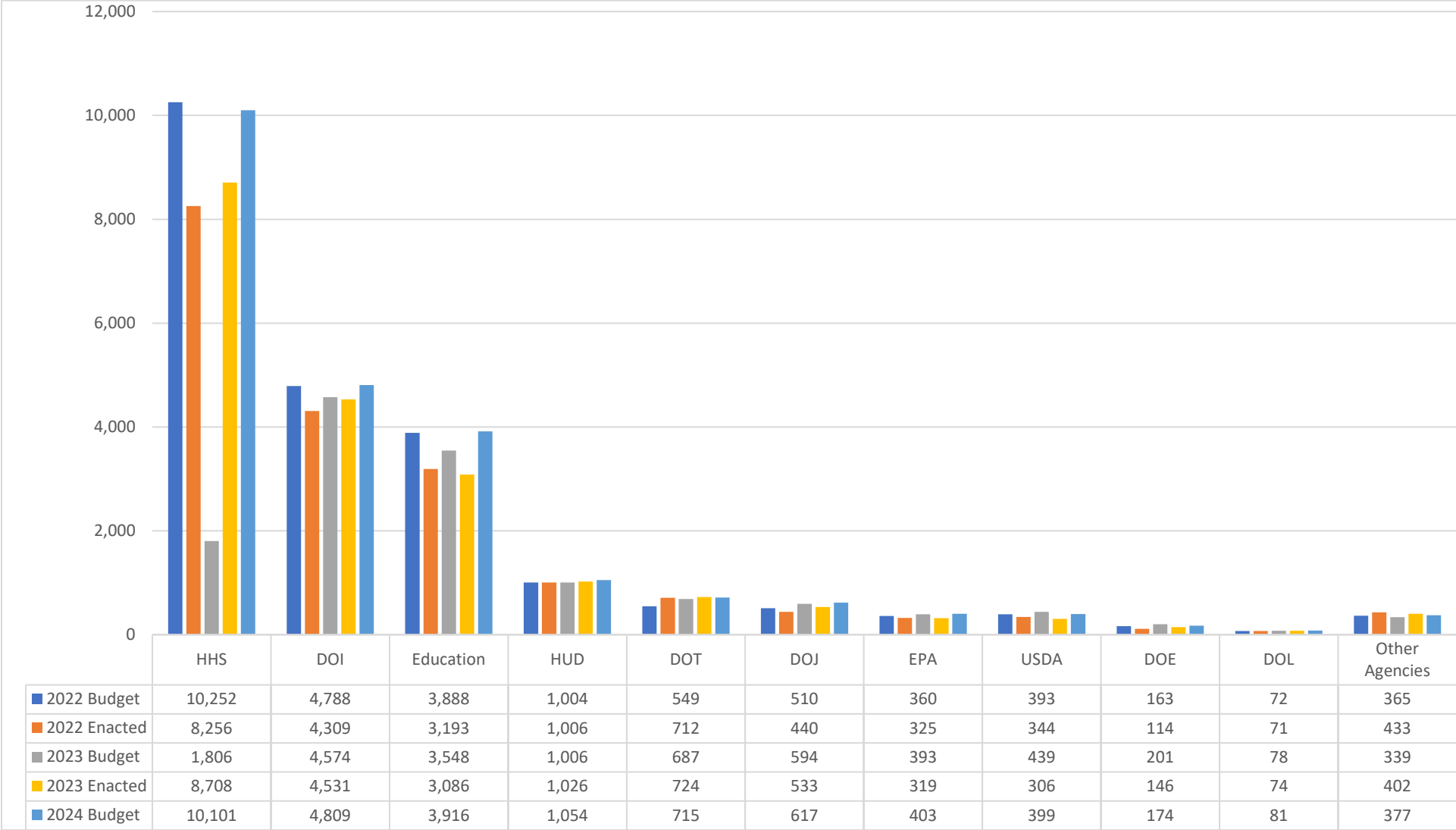
Mandatory Funding



The 2024 Budget proposes to shift funding for the DOI - Bureau of Indian Affairs (BIA) and HHS - Indian Health Service (IHS) Contract Support Costs and Payments for Tribal Section 105(l) Leases programs from discretionary to mandatory in FY 2024.

2022-2024 Discretionary Funding by Agency

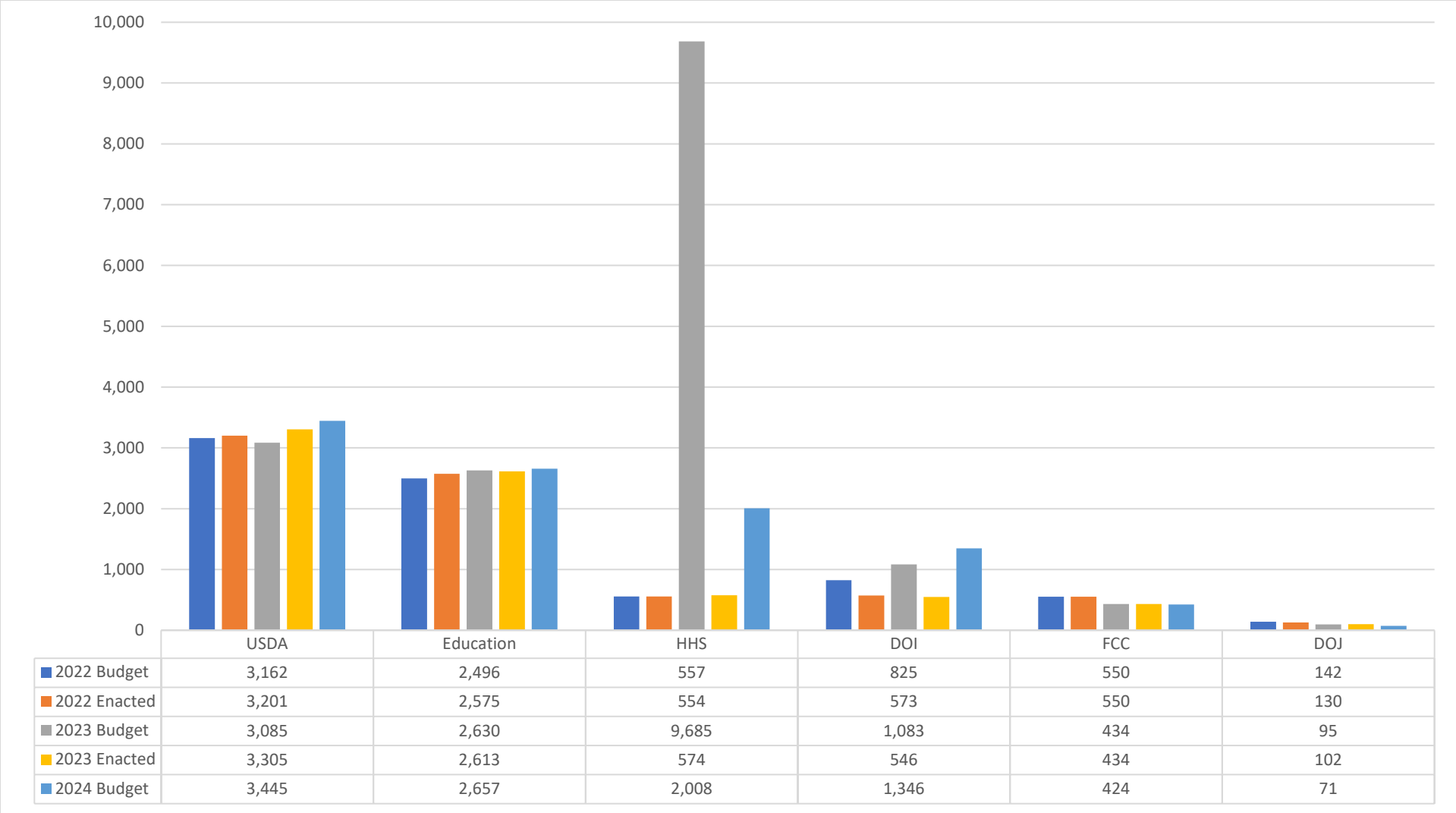
dollars in millions



- Excludes FY 2023 disaster relief supplemental funding, FY 2024 advance appropriations, BIL, and IRA funding.
- The 2022 Budget proposed to shift funding for the DOI - Bureau of Indian Affairs (BIA) and the HHS - Indian Health Service (IHS) Contract Support Costs and Payments for Tribal Section 105(I) Leases programs from discretionary to mandatory.
- The 2023 Budget proposed to shift all IHS funding from discretionary to mandatory and to shift funding for BIA Contract Support Costs and Payments for Tribal 105(I) Leases programs from discretionary to mandatory.
- The 2024 Budget proposes to shift funding for the BIA and IHS Contract Support Costs and Payments for Tribal Section 105(I) Leases programs from discretionary to mandatory in FY 2024.

2022-2024 Mandatory Funding by Agency

dollars in millions



- Excludes FY 2023 disaster relief supplemental funding, FY 2024 advance appropriations, BIL, and IRA funding.
- Excludes agency with less than \$20 million in funding: OPM and VA.
- The 2022 Budget proposed to shift funding for the DOI - Bureau of Indian Affairs (BIA) and the HHS - Indian Health Service (IHS) Contract Support Costs and Payments for Tribal Section 105(I) Leases programs from discretionary to mandatory.
- The 2023 Budget proposed to shift all IHS funding from discretionary to mandatory and to shift funding for BIA Contract Support Costs and Payments for Tribal 105(I) Leases programs from discretionary to mandatory.
- The 2024 Budget proposes to shift funding for the BIA and IHS Contract Support Costs and Payments for Tribal Section 105(I) Leases programs from discretionary to mandatory in FY 2024.

Annual Budget & Appropriations Summary by Agency												
<i>dollars in millions</i>												
Agency	2022 Budget		2022 Enacted		2023 Budget		2023 Enacted				2024 Budget	
	Disc.	Mand.	Disc.	Mand.	Disc.	Mand.	Disc.	Mand.	Disaster Supp.	Advance Approps. for FY 2024	Disc.	Mand.
Advisory Council on Historic Preservation (ACHP)	1.0	-	1.0	-	1.0	-	1.0	-	-	-	1.0	-
Alyce Spotted Bear and Walter Soboleff Commission on Native Children	-	-	0.2	-	-	-	0.5	-	-	-	-	-
Army Corps of Engineers	57.7	-	88.8	-	57.1	-	75.5	-	-	-	71.1	-
Corporation for National and Community Service (CNCS)	8.3	-	6.1	-	8.3	-	7.8	-	-	-	8.8	-
Denali Commission	18.1	-	18.2	-	18.6	-	20.5	-	-	-	20.0	-
Department of Agriculture (USDA)	392.5	3,161.6	344.0	3,201.0	439.2	3,085.1	305.7	3,305.3	3.7	-	399.1	3,445.3
Department of Commerce	44.6	-	46.9	-	38.4	-	39.7	-	-	-	44.2	-
Department of Defense	12.0	-	45.0	-	12.0	-	45.0	-	-	-	12.0	-
Department of Education	3,888.0	2,496.0	3,193.0	2,575.0	3,548.0	2,630.0	3,086.0	2,613.0	-	360.0	3,916.0	2,657.0
Department of Energy (DOE)	163.2	-	114.2	-	200.5	-	146.0	-	-	-	174.0	-
Department of Health and Human Services (HHS)	10,252.0	557.0	8,256.2	553.5	1,805.7	9,684.6	8,708.4	573.6	22.0	5,188.4	10,100.9	2,008.4
Department of Homeland Security (DHS)	15.5	-	20.5	-	15.6	-	20.0	-	-	-	15.0	-
Department of Housing and Urban Development (HUD)	1,003.5	-	1,005.5	-	1,005.5	-	1,025.5	-	-	-	1,053.9	-
Department of Justice (DOJ)	510.0	142.3	440.1	129.8	593.7	94.5	533.2	102.0	-	-	617.2	71.2
Department of Labor (DOL)	72.0	-	71.0	-	78.0	-	74.0	-	-	-	81.0	-
Department of the Interior (DOI)	4,787.8	824.5	4,309.3	573.4	4,574.1	1,083.3	4,531.0	545.9	137.5	-	4,808.9	1,346.0
Department of the Treasury	28.1	-	28.1	-	28.2	-	32.7	-	-	-	32.8	-
Department of Transportation (DOT)	548.6	-	712.1	-	686.7	-	724.3	-	-	-	715.0	-
Department of Veterans Affairs	31.0	-	36.0	3.0	33.0	-	38.0	4.0	-	34.0	41.0	-
Environmental Protection Agency (EPA)	359.8	-	325.1	-	393.0	-	319.1	-	-	-	403.3	-
Federal Communications Commission	29.0	550.0	29.0	550.0	-	434.0	-	434.0	-	-	-	424.0
Federal Permitting Improvement Steering Council (FPISC)	0.8	-	0.3	-	-	-	-	-	-	-	-	-
Institute of American Indian and Alaska Native Culture and Arts (IAIA)	11.0	-	11.7	-	11.8	-	13.5	-	-	-	14.0	-
Institute of Museum and Library Services (IMLS)	8.0	-	8.0	-	10.0	-	10.0	-	-	-	10.0	-
Morris K. Udall Foundation - Native Nations Institute	1.0	-	1.0	-	1.0	-	1.0	-	-	-	1.0	-
National Aeronautics and Space Administration (NASA)	2.3	-	2.3	-	4.4	-	4.4	-	-	-	4.6	-

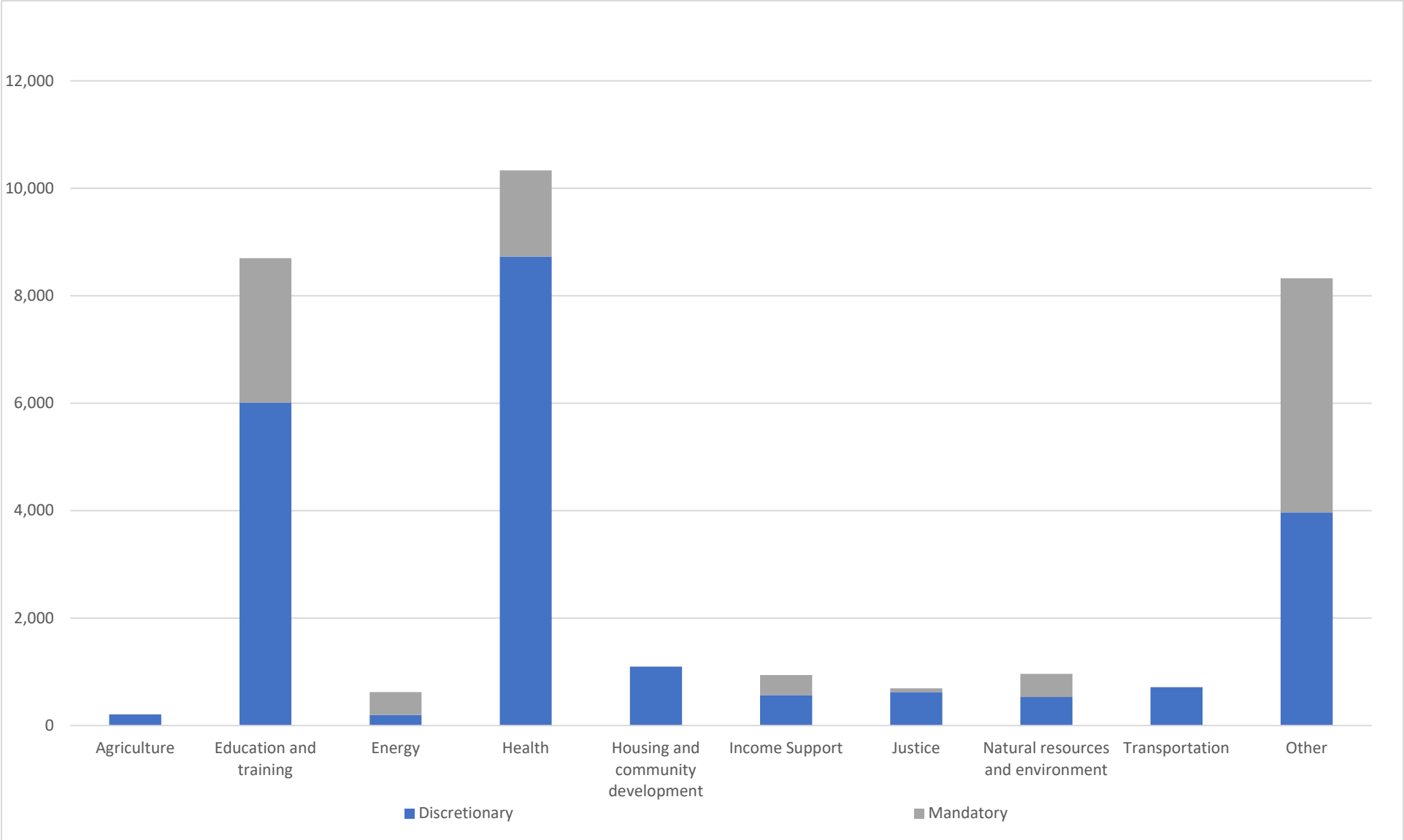
Annual Budget & Appropriations Summary by Agency

dollars in millions

Agency	2022 Budget		2022 Enacted		2023 Budget		2023 Enacted				2024 Budget	
	Disc.	Mand.	Disc.	Mand.	Disc.	Mand.	Disc.	Mand.	Disaster Supp.	Advance Approps. for FY 2024	Disc.	Mand.
National Science Foundation	26.2	-	22.7	-	28.2	-	22.5	-	6.0	-	25.7	-
Nuclear Regulatory Commission	0.6	-	0.6	-	0.8	-	0.8	-	-	-	1.0	-
Office of Navajo and Hopi Indian Relocation (ONHIR)	4.0	-	[3.2]	-	4.0	-	[3.1]	-	-	-	5.1	-
Office of Personnel Management (OPM)	1.0	-	1.5	-	-	1.9	1.3	-	-	-	-	1.3
Small Business Administration (SBA)	3.0	-	3.0	-	3.0	-	4.0	-	-	-	4.0	-
Smithsonian Institution	62.0	-	62.0	-	64.0	-	64.0	-	-	-	66.0	-
TOTAL, all Agencies	22,342.7	7,731.4	19,203.5	7,585.7	13,663.7	17,013.4	19,855.4	7,577.8	169.2	5,582.4	22,646.9	9,953.2

2024 President’s Budget Discretionary and Mandatory Funding by Category

dollars in millions

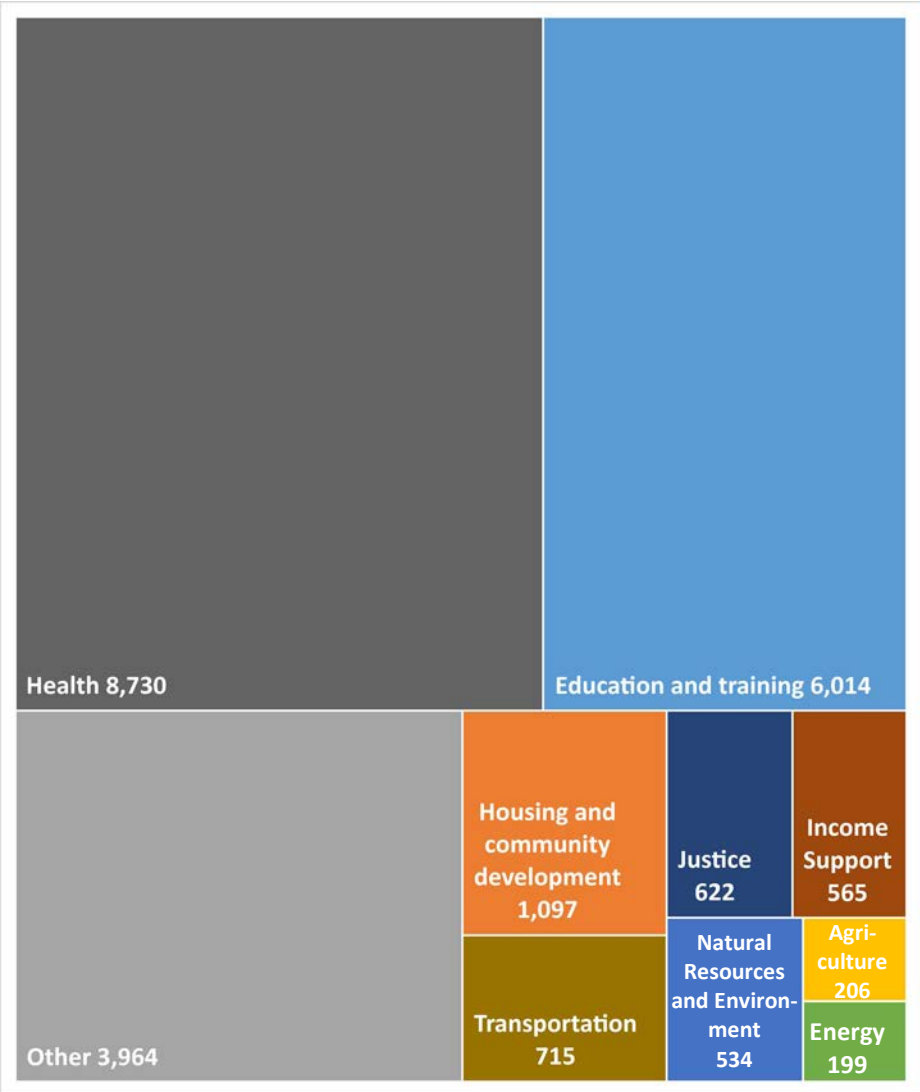


- The 2024 Budget proposes to shift funding for the DOI - Bureau of Indian Affairs (BIA) (in the “Other” category) and HHS - Indian Health Service (IHS) (in the “Health” category) Contract Support Costs and Payments for Tribal Section 105(l) Leases programs from discretionary to mandatory in FY 2024.
- “Other” category includes programs that do not fit into labeled categories or that fit into multiple categories, such as DOI’s -BIA Operation of Indian Programs and USDA’s Supplemental Nutrition programs. For a detailed list of programs in each category, see the “Annual Budget & Appropriations Detail by Category” table beginning on page 45.

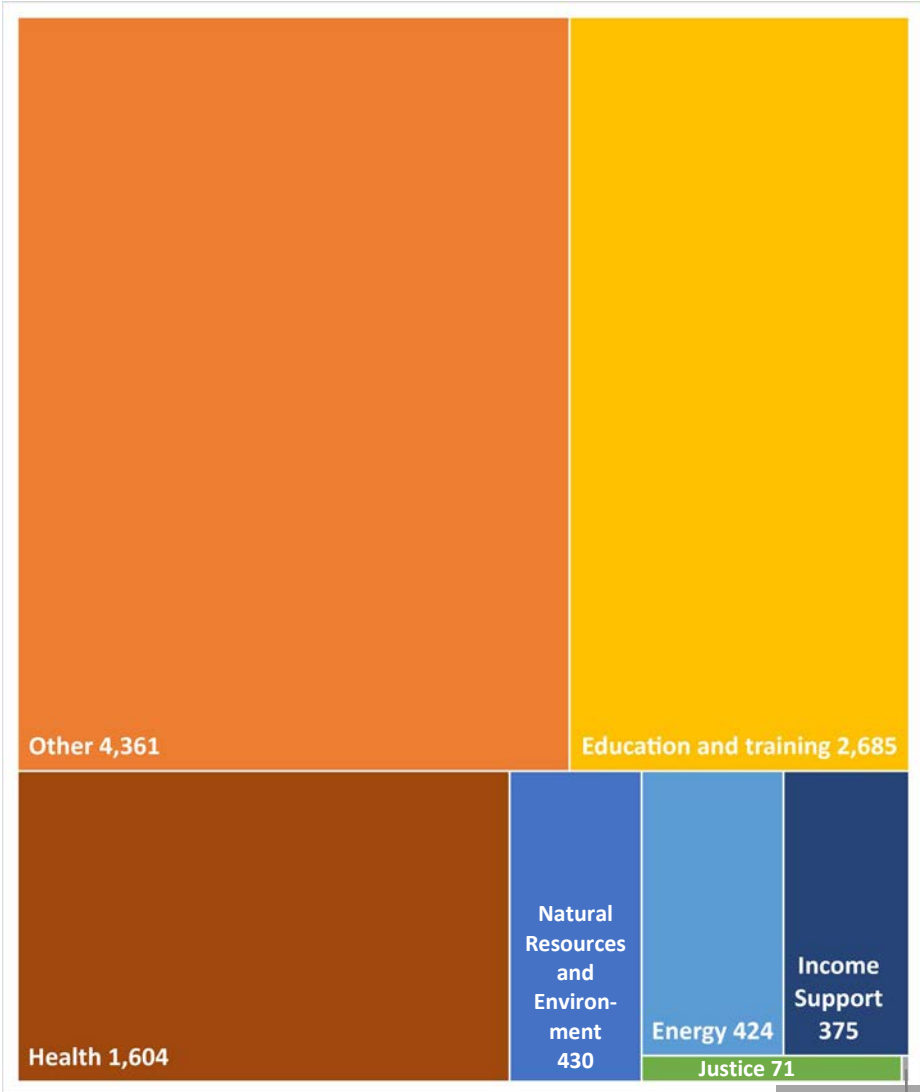
2024 President’s Budget by Category

dollars in millions

Discretionary Funding



Mandatory Funding

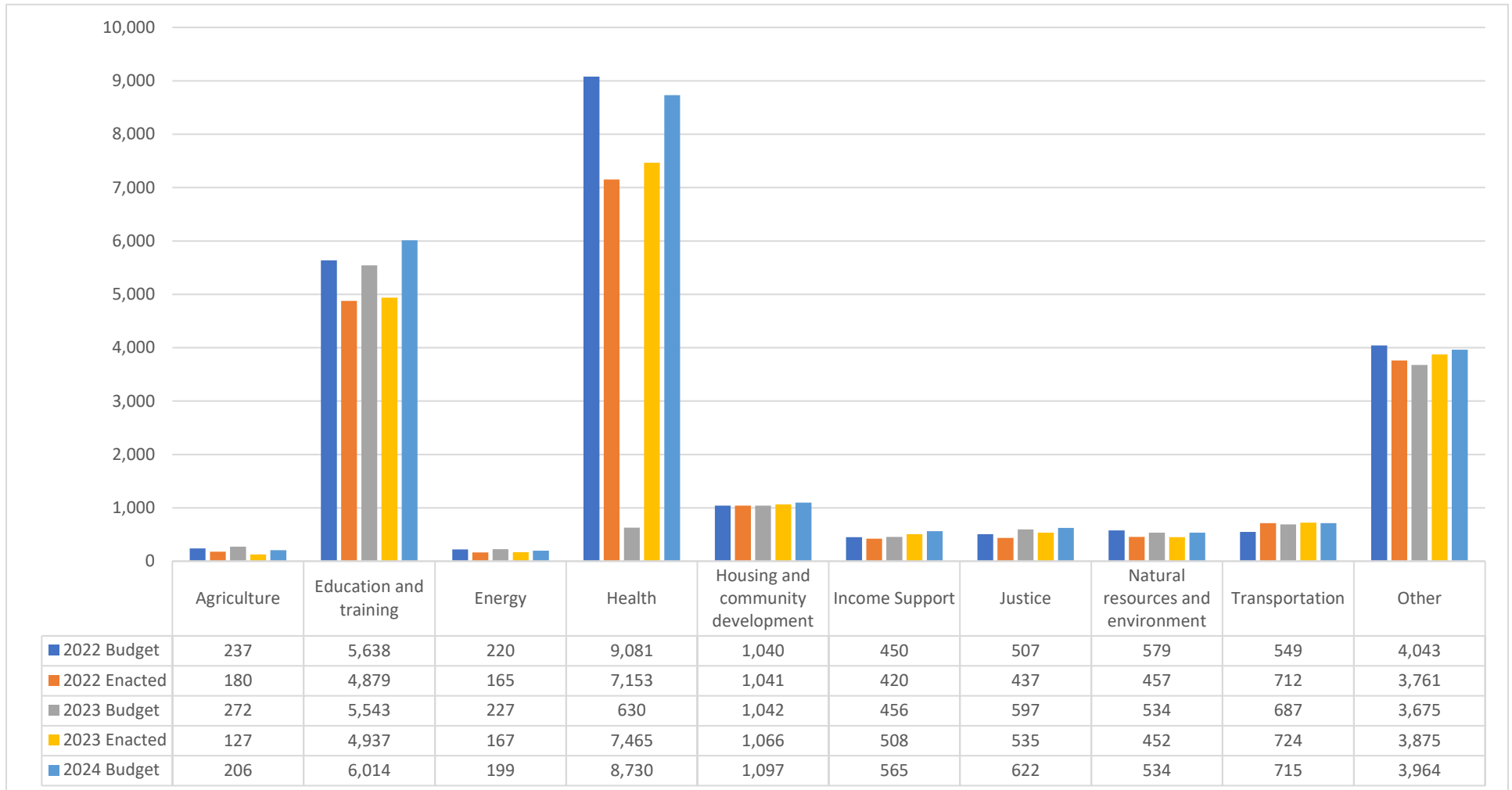


Agriculture 2

- The 2024 Budget proposes to shift funding for the DOI - Bureau of Indian Affairs (BIA) (in the “Other” category) and HHS - Indian Health Service (IHS) (in the “Health” category) Contract Support Costs and Payments for Tribal Section 105(I) Leases programs from discretionary to mandatory in FY 2024.
- “Other” category includes programs that do not fit into labeled categories or that fit into multiple categories, such as DOI’s -BIA Operation of Indian Programs and USDA’s Supplemental Nutrition programs. For a detailed list of programs in each category, see the “Annual Budget & Appropriations Detail by Category” table beginning on page 45.

2022-2024 Discretionary Funding by Category

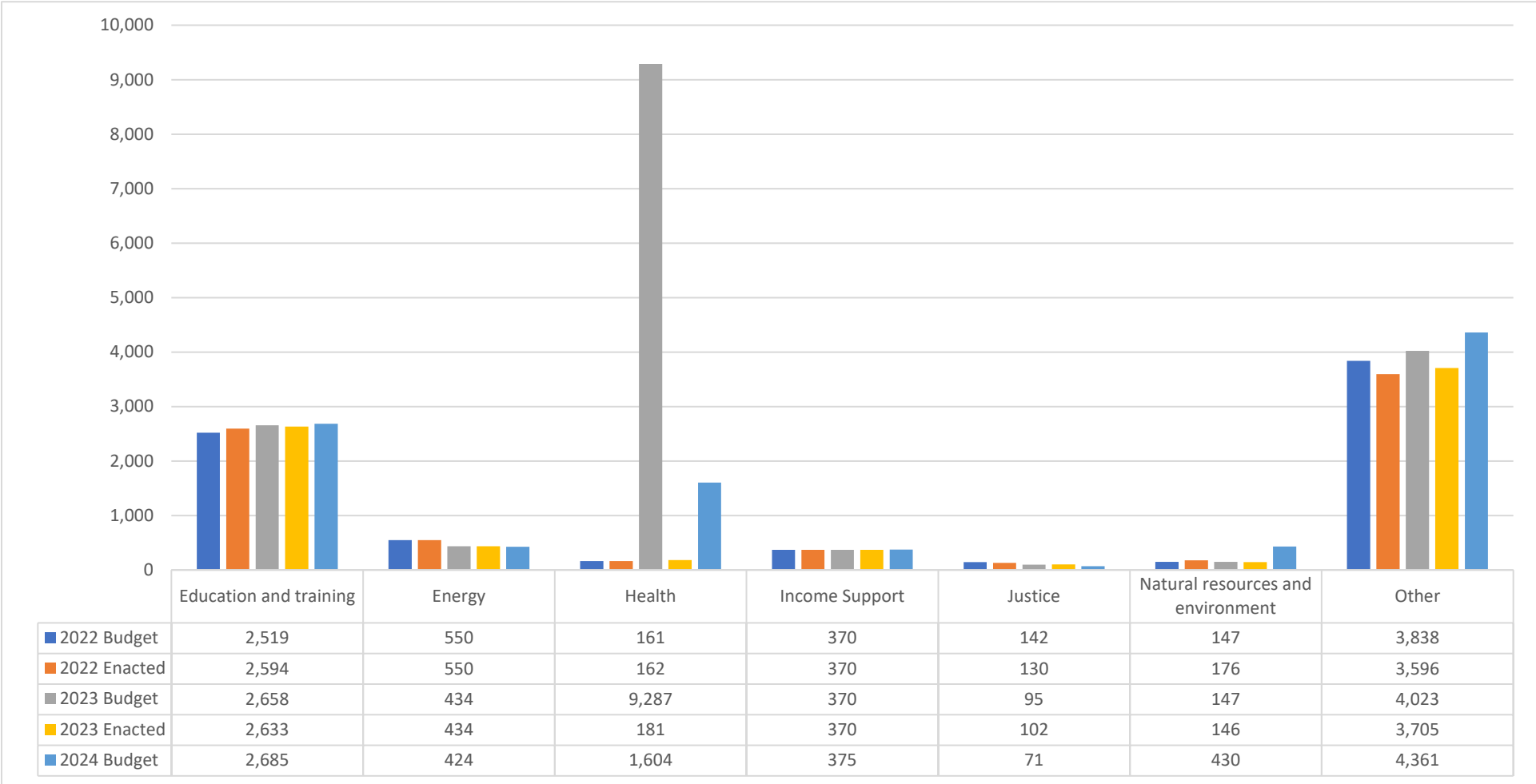
dollars in millions



- Excludes FY 2023 disaster relief supplemental funding, FY 2024 advance appropriations, BIL, and IRA funding.
- The 2022 Budget proposed to shift funding for the DOI - Bureau of Indian Affairs (BIA) (in the "Other" category) and the HHS - Indian Health Service (IHS) (in the "Health" category) Contract Support Costs and Payments for Tribal Section 105(I) Leases programs from discretionary to mandatory.
- The 2023 Budget proposed to shift all IHS funding (in the "Health" category) from discretionary to mandatory and to shift funding for BIA (in the "Other" category) Contract Support Costs and Payments for Tribal 105(I) Leases programs from discretionary to mandatory.
- The 2024 Budget proposes to shift funding for the BIA (in the "Other" category) and IHS (in the "Health" category) Contract Support Costs and Payments for Tribal Section 105(I) Leases programs from discretionary to mandatory in FY 2024.
- "Other" category includes programs that do not fit into labeled categories or that fit into multiple categories, such as DOI's -BIA Operation of Indian Programs and USDA's Supplemental Nutrition programs. For a detailed list of programs in each category, see the "Annual Budget & Appropriations Detail by Category" table beginning on page 45.

2022-2024 Mandatory Funding by Category

dollars in millions



- Excludes FY 2023 disaster relief supplemental funding, FY 2024 advance appropriations, BIL, and IRA funding.
- Excludes categories with less than \$20 million in funding: “Agriculture”, “Housing and community development”, and Transportation”.
- The 2022 Budget proposed to shift funding for the DOI - Bureau of Indian Affairs (BIA) (in the “Other” category) and the HHS - Indian Health Service (IHS) (in the “Health” category) Contract Support Costs and Payments for Tribal Section 105(I) Leases programs from discretionary to mandatory.
- The 2023 Budget proposed to shift all IHS funding (in the “Health” category) from discretionary to mandatory and to shift funding for BIA (in the “Other” category) Contract Support Costs and Payments for Tribal 105(I) Leases programs from discretionary to mandatory.
- The 2024 Budget proposes to shift funding for the BIA (in the “Other” category) and IHS (in the “Health” category) Contract Support Costs and Payments for Tribal Section 105(I) Leases programs from discretionary to mandatory in FY 2024.
- “Other” category includes programs that do not fit into labeled categories or that fit into multiple categories, such as DOI’s -BIA Operation of Indian Programs and USDA’s Supplemental Nutrition programs. For a detailed list of programs in each category, see the “Annual Budget & Appropriations Detail by Category” table beginning on page 45.

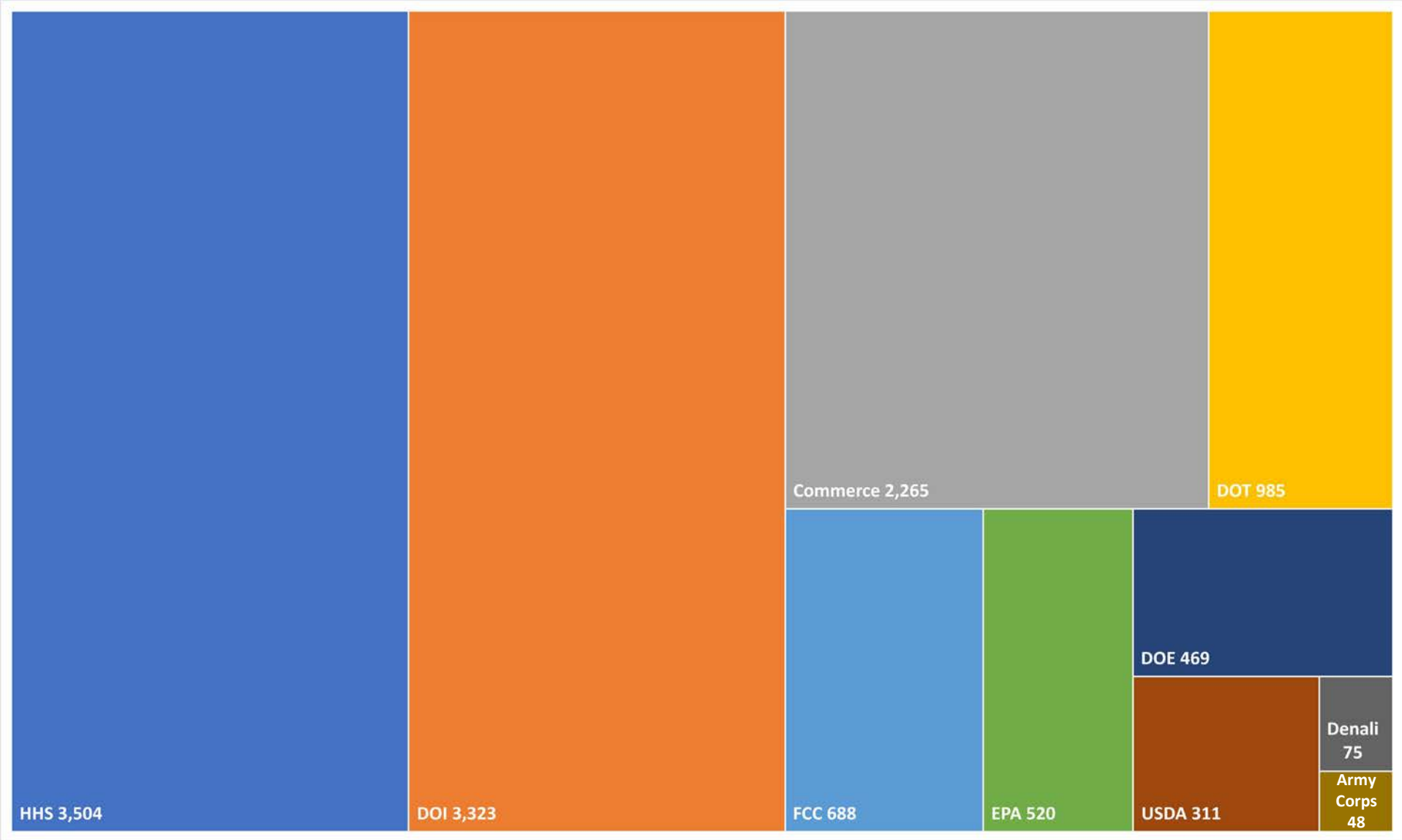
Annual Budget & Appropriations Summary by Category

dollars in millions

Category	2022 Budget		2022 Enacted		2023 Budget		2023 Enacted				2024 Budget	
	Disc.	Mand.	Disc.	Mand.	Disc.	Mand.	Disc.	Mand.	Disaster Supp.	Advance Approps. for FY 2024	Disc.	Mand.
Agriculture	236.8	4.1	179.8	5.1	272.4	1.1	126.5	1.8	0.7	-	206.3	1.8
Education and training	5,638.0	2,519.2	4,878.8	2,594.0	5,543.1	2,658.0	4,937.4	2,633.4	96.5	360.0	6,014.1	2,685.2
Energy	220.0	550.0	164.6	550.0	227.0	434.0	166.5	434.0	-	-	199.3	424.0
Health	9,081.0	161.3	7,153.4	162.0	630.5	9,286.9	7,465.0	180.7	-	5,163.0	8,730.2	1,604.1
Housing and community development	1,039.6	-	1,040.5	3.0	1,042.3	-	1,066.3	4.0	-	-	1,096.9	-
Income Support	449.7	370.5	419.7	370.5	455.7	369.6	507.8	370.5	22.0	59.4	564.9	375.4
Justice	507.2	142.3	437.3	129.8	597.0	94.5	534.9	102.0	-	-	622.2	71.2
Natural resources and environment	579.3	146.5	456.8	175.7	534.1	146.8	451.6	146.3	3.0	-	533.6	430.3
Transportation	548.6	-	712.1	-	686.7	-	724.3	-	-	-	715.0	-
Other	4,042.5	3,837.5	3,760.5	3,595.6	3,675.3	4,022.5	3,875.3	3,705.1	47.0	-	3,964.5	4,361.2
Total, all Categories	22,342.7	7,731.4	19,203.5	7,585.7	13,663.7	17,013.4	19,855.4	7,577.8	169.2	5,582.4	22,646.9	9,953.2

Bipartisan Infrastructure Law (BIL) Funding Total by Agency

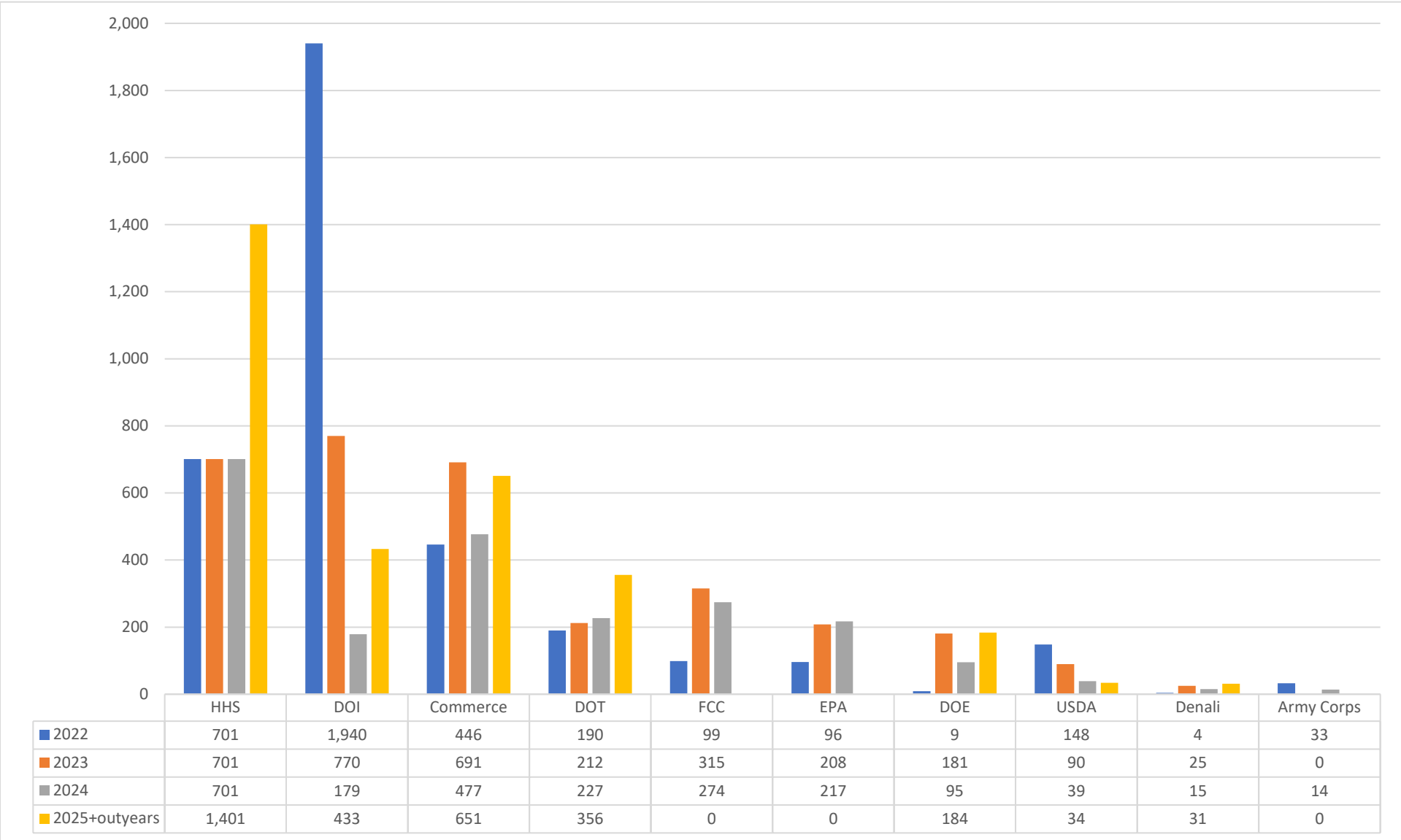
dollars in millions



- Includes both discretionary and mandatory BIL funding for all fiscal years.
- Excludes funding reported as “to-be-determined” (TBD). Some BIL funding plans are still being developed; amounts reported here are subject to change, including potential increases.
- Excludes agencies with less than \$20 million in funding: IMLS and DHS.

Bipartisan Infrastructure Law (BIL) Funding by Fiscal Year and Agency

dollars in millions



- Includes both discretionary and mandatory BIL funding for all fiscal years.
- Excludes funding reported as “to-be-determined” (TBD). Some BIL funding plans are still being developed; amounts reported here are subject to change, including potential increases.
- Excludes agencies with less than \$20 million in funding: IMLS and DHS.

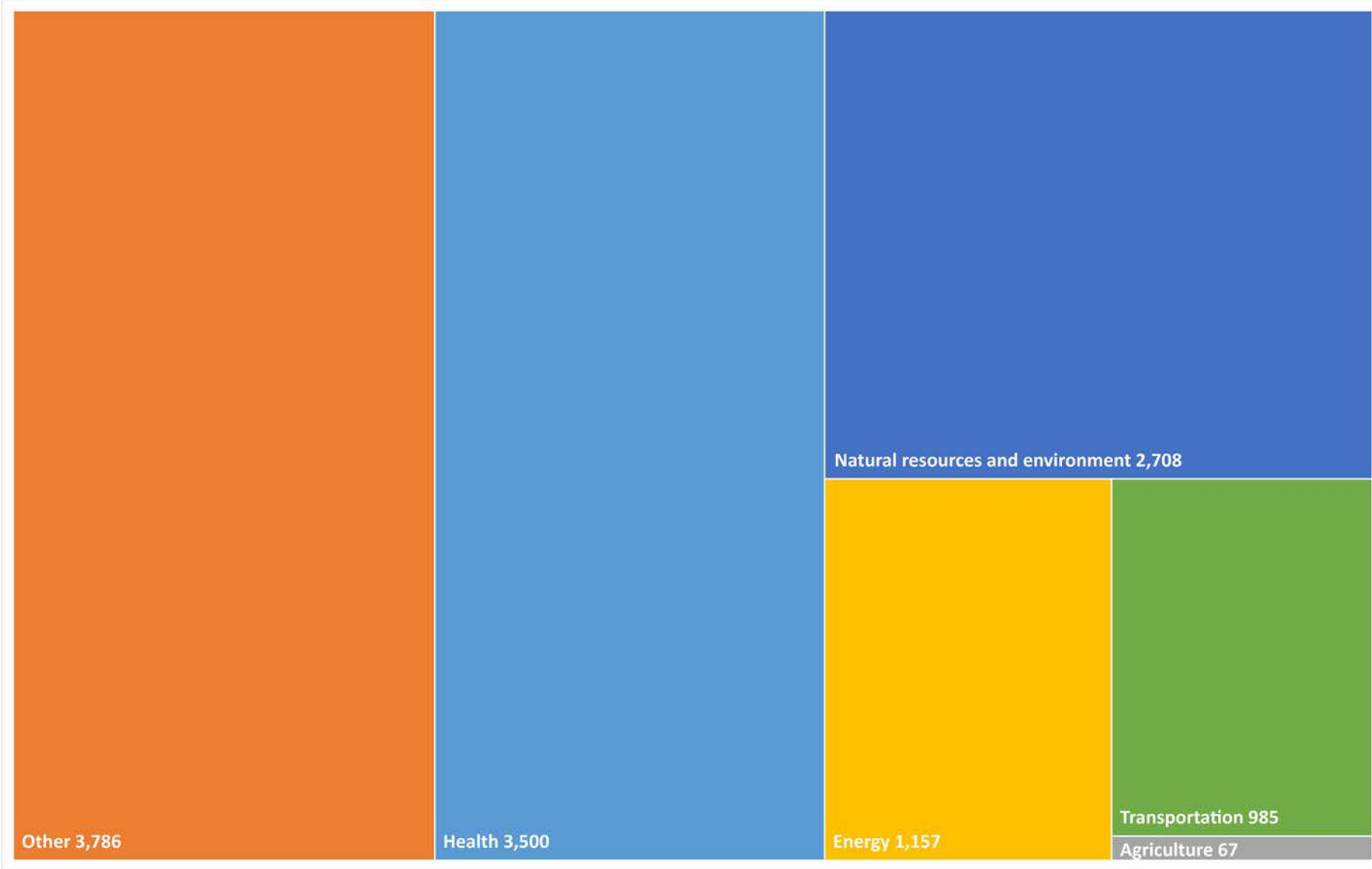
Bipartisan Infrastructure Law (BIL) Summary by Agency

dollars in millions

Agency	2022		2023		2024		2025+outyears		Total	
	Actual Obligations		Planned Obligations		Planned Obligations		Planned Obligations		Total	
	Disc.	Mand.	Disc.	Mand.	Disc.	Mand.	Disc.	Mand.	Disc.	Mand.
Army Corps of Engineers	33.2	-	-	-	14.4	-	-	-	47.6	-
Denali Commission	4.0	-	25.2	-	15.3	-	30.5	-	75.0	-
Department of Agriculture (USDA)	143.0	5.0	90.1	-	38.7	-	33.7	-	305.5	5.0
Department of Commerce	446.4	-	691.0	-	477.0	-	651.0	-	2,265.4	-
Department of Energy (DOE)	9.5	-	180.8	-	95.1	-	183.9	-	469.3	-
Department of Health and Human Services (HHS)	701.0	-	701.0	-	701.0	-	1,401.0	-	3,504.0	-
Department of Homeland Security (DHS)	-	-	-	-	18.0	-	-	-	18.0	-
Department of the Interior (DOI)	172.2	1,768.1	287.2	483.0	178.9	-	433.3	-	1,071.6	2,251.1
Department of Transportation (DOT)	189.9	-	212.4	-	227.4	-	355.5	-	985.2	-
Environmental Protection Agency (EPA)	96.0	-	207.7	-	216.7	-	-	-	520.4	-
Federal Communications Commission (FCC)	99.0	-	315.0	-	274.0	-	-	-	688.0	-
Institute of Museum and Library Services (IMLS)	-	-	-	-	10.0	-	-	-	10.0	-
TOTAL, all Agencies	1,894.1	1,773.1	2,710.4	483.0	2,266.5	-	3,088.9	-	9,959.9	2,256.1

Bipartisan Infrastructure Law (BIL) Funding Total by Category

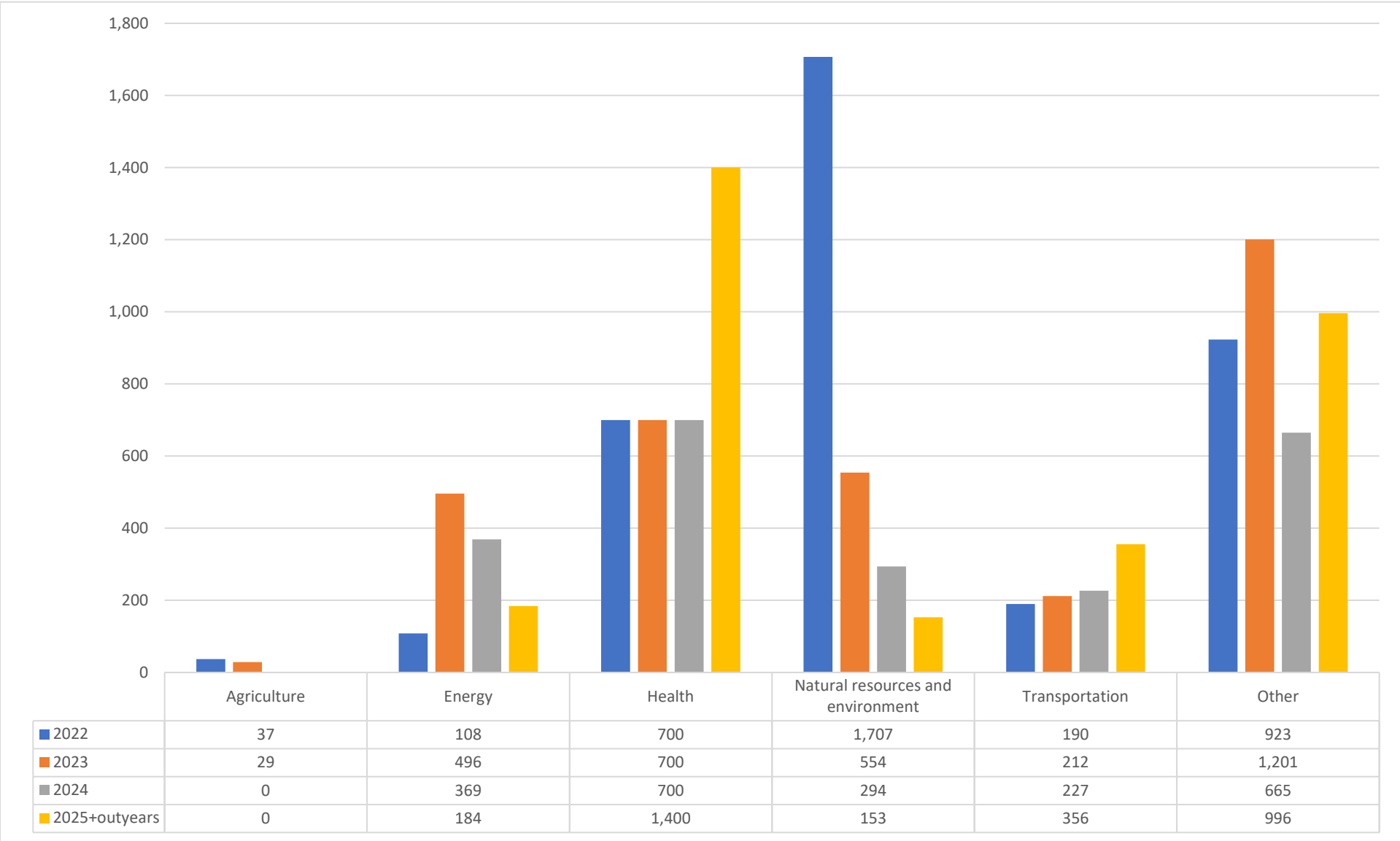
dollars in millions



- Includes both discretionary and mandatory BIL funding for all fiscal years.
- Excludes funding reported as “to-be-determined” (TBD). Some BIL funding plans are still being developed; amounts reported here are subject to change, including potential increases.
- Excludes categories with less than \$20 million in funding: “Education and Training”, “Income Support”, “Justice”, and “Housing and Community Development”.

Bipartisan Infrastructure Law (BIL) Funding by Fiscal Year and Category

dollars in millions

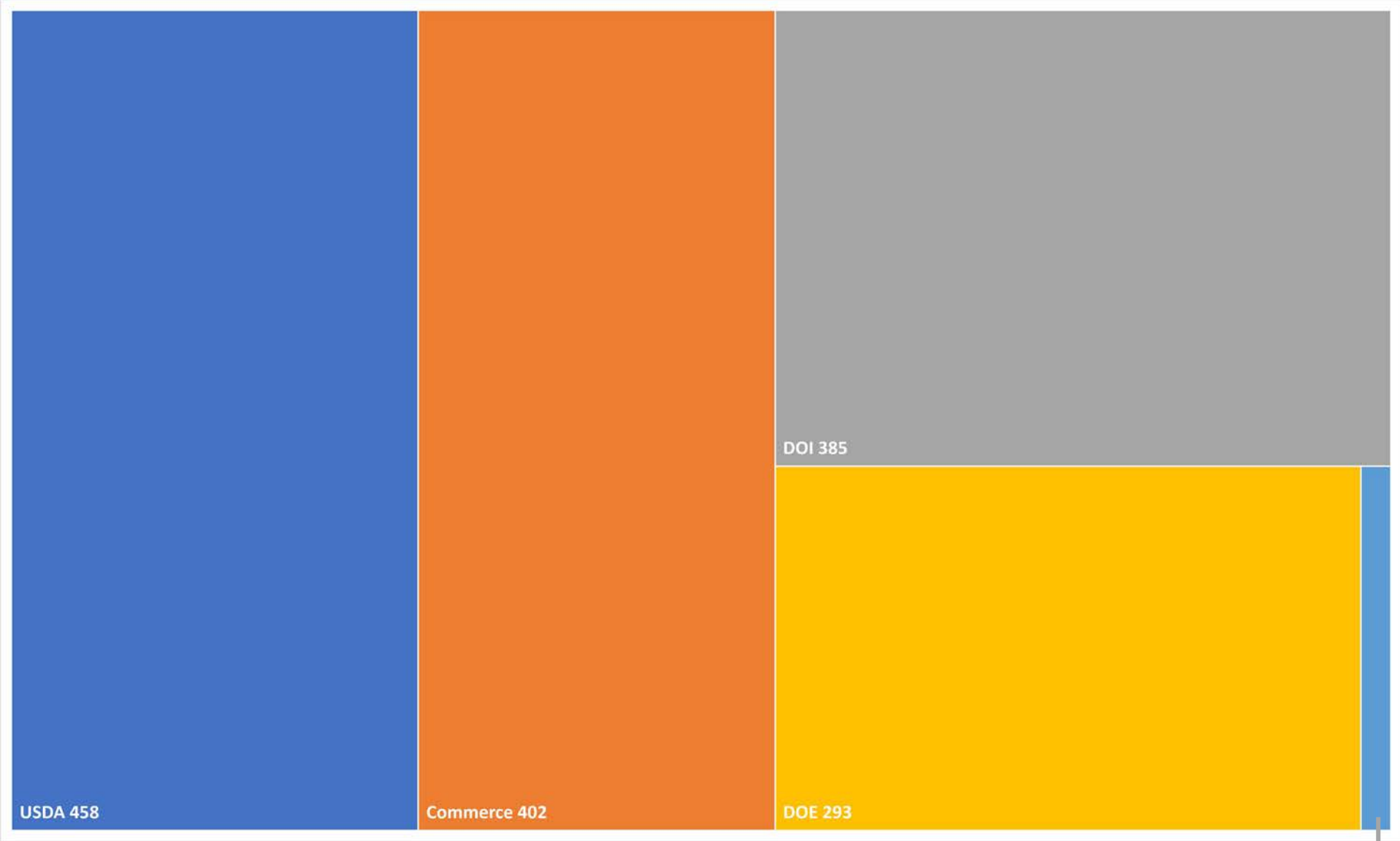


- Includes both discretionary and mandatory BIL funding.
- Excludes funding reported as “to-be-determined” (TBD). Some BIL funding plans are still being developed; amounts reported here are subject to change, including potential increases.
- Excludes categories with less than \$20 million in funding: “Education and Training”, “Income Support”, “Justice”, and “Housing and Community Development”.

Bipartisan Infrastructure Law (BIL) Summary by Category										
<i>dollars in millions</i>										
Category	2022 Actual Obligations		2023 Planned Obligations		2024 Planned Obligations		2025+outyears Planned Obligations		Total	
	Disc.	Mand.	Disc.	Mand.	Disc.	Mand.	Disc.	Mand.	Disc.	Mand.
Agriculture	32.3	5.0	29.3	-	-	-	-	-	61.6	5.0
Education and training	-	-	-	-	10.0	-	-	-	10.0	-
Energy	108.5	-	495.8	-	369.1	-	183.9	-	1,157.3	-
Health	700.0	-	700.0	-	700.0	-	1,400.0	-	3,500.0	-
Housing and community development	-	-	-	-	-	-	-	-	-	-
Income Support	1.0	-	1.0	-	1.0	-	1.0	-	4.0	-
Justice	-	-	-	-	-	-	-	-	-	-
Natural resources and environment	294.2	1,413.0	347.8	205.8	294.1	-	152.6	-	1,088.7	1,618.8
Transportation	189.9	-	212.4	-	227.4	-	355.5	-	985.2	-
Other	568.3	355.1	924.1	277.2	664.9	-	995.9	-	3,153.2	632.3
Total, all Categories	1,894.1	1,773.1	2,710.4	483.0	2,266.5	-	3,088.9	-	9,959.9	2,256.1

Inflation Reduction Act (IRA) Funding Total by Agency

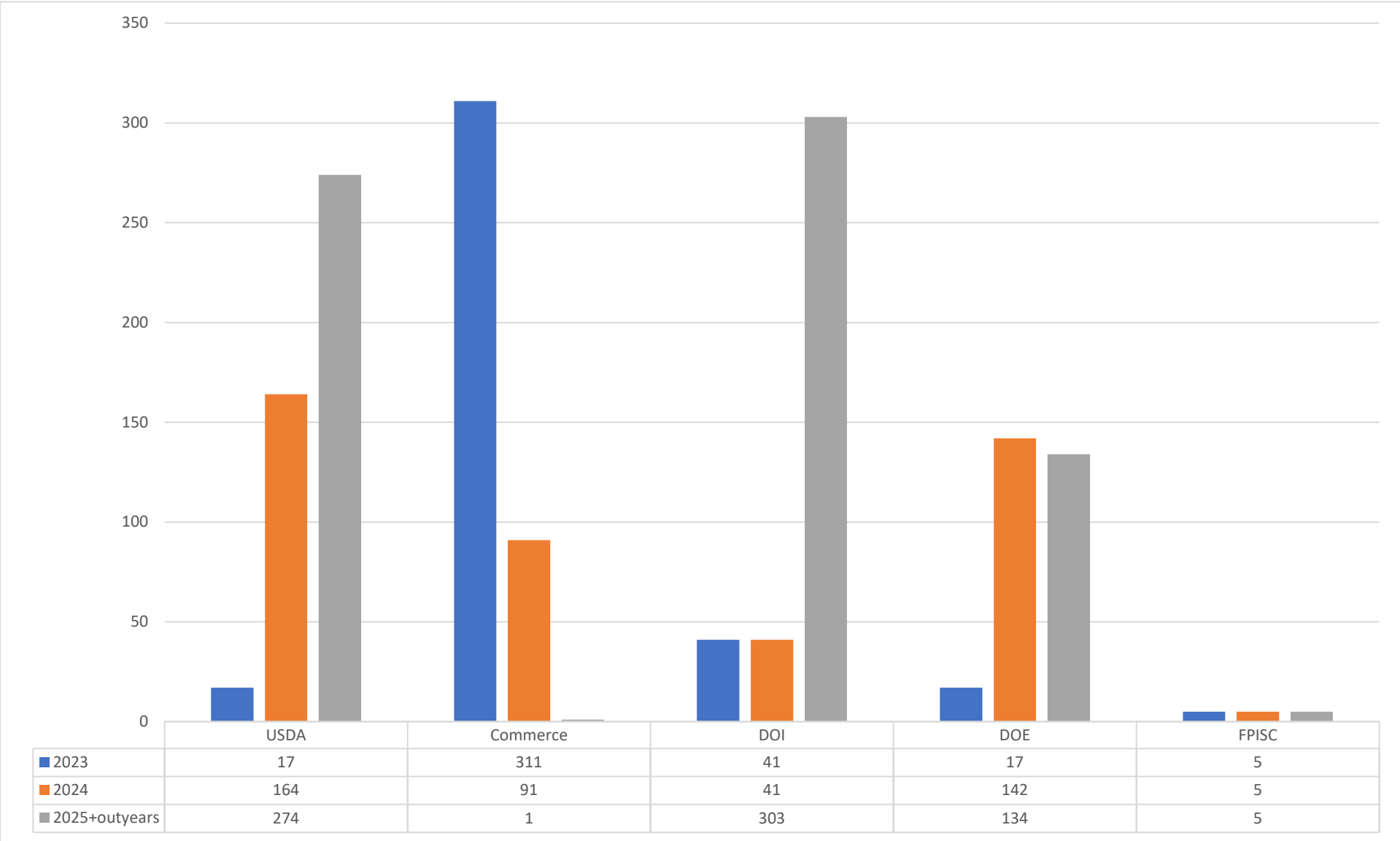
dollars in millions



- Includes IRA funding for all fiscal years.
- Excludes funding reported as "to-be-determined" (TBD). Some IRA funding plans are still being developed; amounts reported here are subject to change, including potential increases.

Inflation Reduction Act (IRA) Funding by Fiscal Year and Agency

dollars in millions

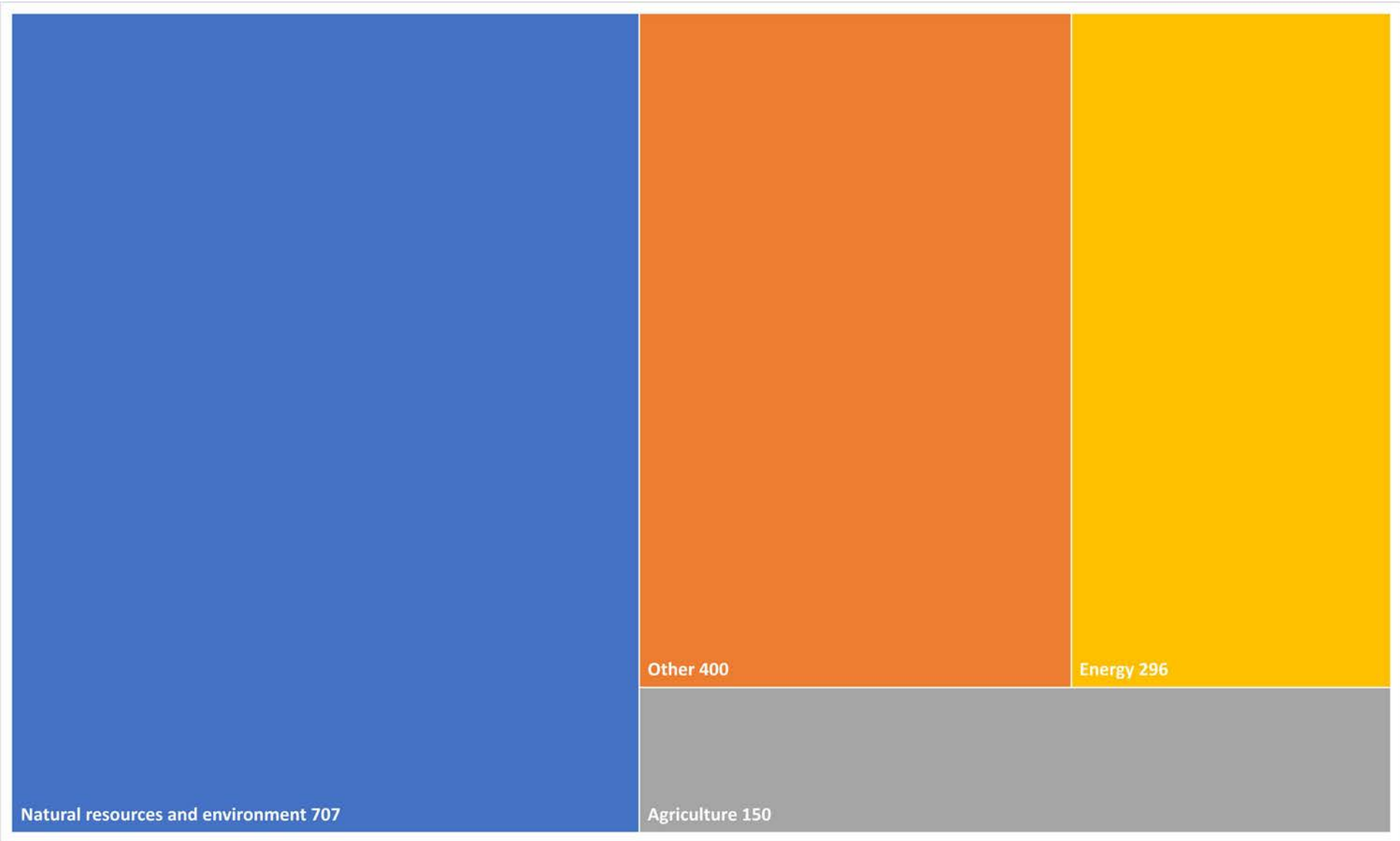


- Excludes funding reported as “to-be-determined” (TBD). Some IRA funding plans are still being developed; amounts reported here are subject to change, including potential increases.
- Excludes FY 2022, which has with less than \$20 million in funding.

Inflation Reduction Act (IRA) Summary by Agency					
<i>dollars in millions</i>					
Agency	2022 Actual Obligations	2023 Planned Obligations	2024 Planned Obligations	2025+outyears Planned Obligations	Total
Department of Agriculture (USDA)	3.0	17.0	164.0	274.0	458.0
Department of Commerce	-	310.5	90.6	0.6	401.7
Department of Energy (DOE)	-	16.8	142.5	133.9	293.2
Department of the Interior (DOI)	-	41.1	41.1	302.8	385.0
Federal Permitting Improvement Steering Council (FPISC)	-	5.0	5.0	5.0	15.0
TOTAL, all Agencies	3.0	390.4	443.2	716.3	1,553.0

Inflation Reduction Act (IRA) Funding Total by Category

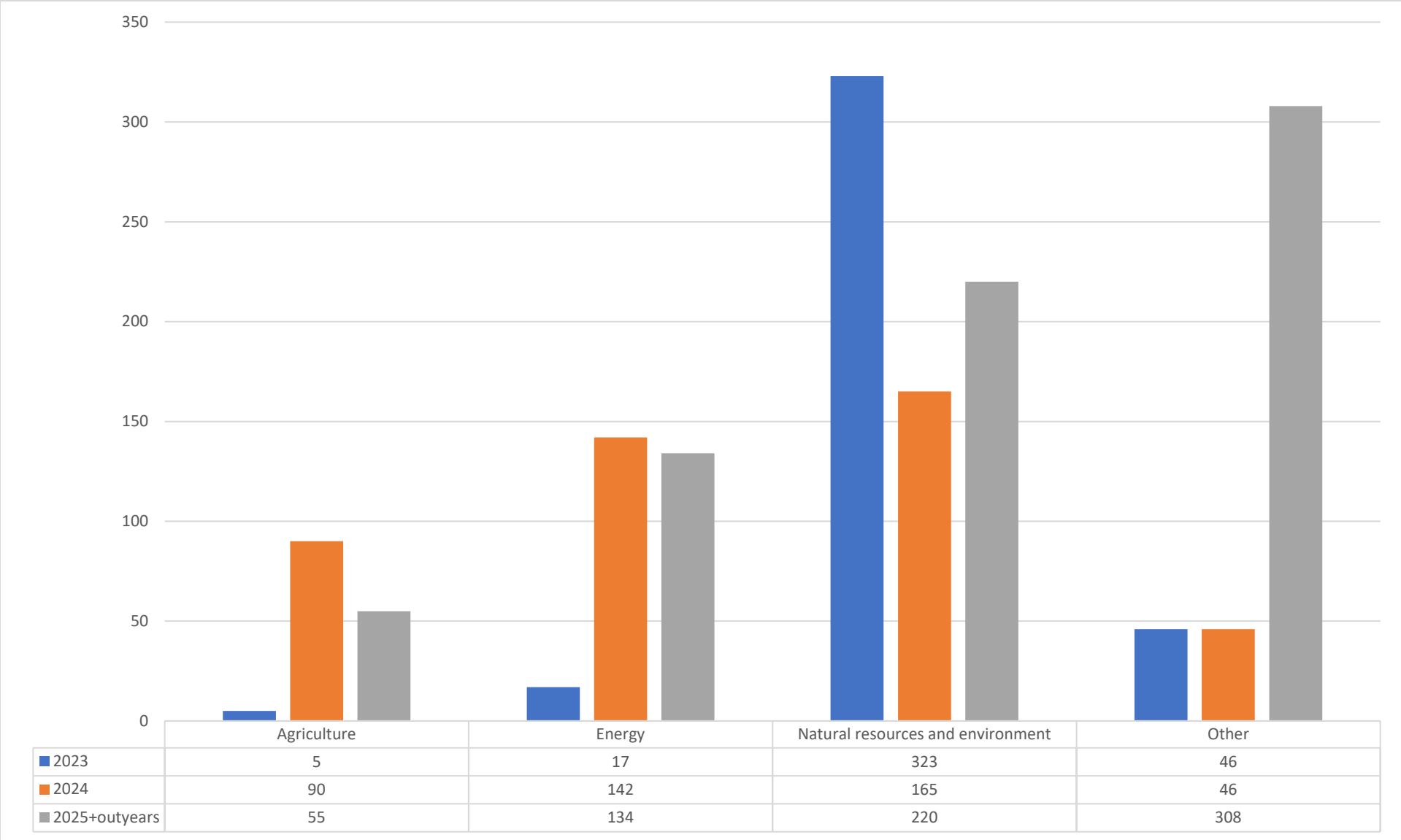
dollars in millions



- Includes IRA funding for all fiscal years.
- Excludes funding reported as “to-be-determined” (TBD). Some IRA funding plans are still being developed; amounts reported here are subject to change, including potential increases.
- Excludes categories with less than \$20 million in funding: “Education and Training”, “Health”, “Housing and Community Development”, “Income Support”, “Justice”, and “Transportation”.

Inflation Reduction Act (IRA) Funding by Fiscal Year and Category

dollars in millions



- Excludes funding reported as “to-be-determined” (TBD). Some IRA funding plans are still being developed; amounts reported here are subject to change, including potential increases.
- Excludes FY 2022, which has with less than \$20 million in funding. Also excludes categories with less than \$20 million in funding: “Education and Training”, “Health”, “Housing and Community Development”, “Income Support”, “Justice”, and “Transportation”.

Inflation Reduction Act (IRA) Summary by Category					
<i>dollars in millions</i>					
Category	2022 Actual Obligations	2023 Planned Obligations	2024 Planned Obligations	2025+outyears Planned Obligations	Total
Agriculture	-	5.0	90.0	55.0	150.0
Energy	3.0	16.8	142.5	133.9	296.2
Natural resources and environment	-	322.5	164.6	219.6	706.7
Other	-	46.1	46.1	307.8	400.0
Total, all Categories	3.0	390.4	443.2	716.3	1,553.0

FY 2024 NATIVE AMERICAN FUNDING CROSSCUT

FEDERAL FUNDING FOR PROGRAMS THAT BENEFIT NATIVE AMERICANS AND ALASKA NATIVES • 2022-2024 President's Budgets with BIL and IRA funding

DETAILED TABLES

Tables in this section report detailed program-level and category funding by agency and fiscal year for Annual Budget and Appropriations Funding; Bipartisan Infrastructure Law Funding; and Inflation Reduction Act Funding.

All resources are reported in millions of dollars. Zero-dollar lines have been removed; only agencies with resources to report in a given funding area are included in these tables.

Categories abbreviations are:

Abbreviation	Category Name	Abbreviation	Category Name
A.....	Agriculture	IS.....	Income Support
ET.....	Education and training	J.....	Justice
E.....	Energy	NRE.....	Natural resources and environment
H.....	Health	T.....	Transportation
HCD.....	Housing and community development	O.....	Other

Annual Budget & Appropriations Detail by Program													
dollars in millions													
Agency & Program	Category	2022 Budget		2022 Enacted		2023 Budget		2023 Enacted				2024 Budget	
		Disc.	Mand.	Disc.	Mand.	Disc.	Mand.	Disc.	Mand.	Disaster Supp.	Advance Approps. for FY 2024	Disc.	Mand.
Advisory Council on Historic Preservation (ACHP)													
Native American Initiatives and Affairs	NRE	1.0	-	1.0	-	1.0	-	1.0	-	-	-	1.0	-
Alyce Spotted Bear and Walter Soboleff Commission on Native Children													
Study of programs that serve Tribal children	HCD	-	-	0.2	-	-	-	0.5	-	-	-	-	-
Army Corps of Engineers													
Tribal Partnership Program	O	0.2	-	13.4	-	0.5	-	11.2	-	-	-	13.0	-
Tribal Fishing Access	O	57.5	-	75.4	-	56.6	-	64.3	-	-	-	58.1	-
TOTAL - Army Corps of Engineers		57.7	-	88.8	-	57.1	-	75.5	-	-	-	71.1	-
Corporation for National and Community Service (CNCS)													
AmeriCorps Seniors	O	1.5	-	1.5	-	1.5	-	1.5	-	-	-	1.5	-
AmeriCorps State and National	O	5.7	-	3.5	-	5.7	-	5.2	-	-	-	6.2	-
AmeriCorps Volunteers in Service to America (VISTA)	O	1.1	-	1.1	-	1.1	-	1.1	-	-	-	1.1	-
TOTAL - Corporation for National and Community Service (CNCS)		8.3	-	6.1	-	8.3	-	7.8	-	-	-	8.8	-
Denali Commission													
Denali Commission Grant Funding	O	18.1	-	18.2	-	18.6	-	20.5	-	-	-	20.0	-
Department of Agriculture (USDA)													
Farm Service Agency (FSA) Native American Loans - Loan Level [Non-Add] - Indian Land Acquisition and Indian Highly Fractionated Land	A	[25.0]	[-]	[25.0]	[-]	[25.0]	[-]	[-]	[-]	[-]	[-]	[25.0]	[-]
Food and Nutrition Service (FNS)													
Child Nutrition Programs	O	-	818.0	-	820.0	-	651.0	-	648.0	-	-	-	729.0
Food Distribution Program on Indian Reservations (FDPIR)	O	4.0	126.0	4.0	126.0	4.0	145.0	4.0	162.0	-	-	6.0	165.0
Special Supplemental Nutrition Program for Women, Infants and Children (WIC)	O	131.0	-	131.0	-	131.0	-	131.0	-	-	-	138.0	-
Supplemental Nutrition Assistance Program (SNAP)	O	-	2,158.0	-	2,181.0	-	2,232.0	-	2,438.0	-	-	-	2,494.0
SUBTOTAL - Food and Nutrition Service (FNS)		135.0	3,102.0	135.0	3,127.0	135.0	3,028.0	135.0	3,248.0	-	-	144.0	3,388.0

Annual Budget & Appropriations Detail by Program													
dollars in millions													
Agency & Program	Category	2022 Budget		2022 Enacted		2023 Budget		2023 Enacted				2024 Budget	
		Disc.	Mand.	Disc.	Mand.	Disc.	Mand.	Disc.	Mand.	Disaster Supp.	Advance Approps. for FY 2024	Disc.	Mand.
Natural Resources Conservation Service (NRCS)													
<i>Agricultural Management Assistance Program</i>	NRE	-	0.5	-	0.5	-	1.0	-	0.5	-	-	-	0.5
<i>Conservation Stewardship Program</i>	NRE	-	12.0	-	22.4	-	12.0	-	12.0	-	-	-	12.0
<i>Emergency Watershed Protection Program</i>	NRE	3.0	-	3.0	-	3.0	-	4.0	-	3.0	-	-	-
<i>Environmental Quality Incentives Program</i>	NRE	-	40.0	-	43.0	-	40.0	-	40.0	-	-	-	40.0
<i>Regional Conservation Partnership Program</i>	NRE	-	3.0	-	3.0	-	3.0	-	3.0	-	-	-	3.0
<i>Watershed and Flood Prevention Operations</i>	NRE	3.0	-	3.0	-	3.0	-	5.0	-	-	-	6.0	-
<i>SUBTOTAL - Natural Resources Conservation Service (NRCS)</i>		6.0	55.5	6.0	68.9	6.0	56.0	9.0	55.5	3.0	-	6.0	55.5
All Other USDA													
<i>Animal and Plant Health Inspection Service (APHIS)</i>	A	4.4	1.1	4.0	1.1	4.4	1.1	3.3	0.8	-	-	3.4	0.8
<i>Tribal Pandemic Response and Safety Grant Program</i>	A	-	1.0	-	1.0	-	-	-	-	-	-	-	-
<i>SUBTOTAL - All Other USDA</i>		4.4	2.1	4.0	2.1	4.4	1.1	3.3	0.8	-	-	3.4	0.8
Foreign Agricultural Service (FAS)	A	-	-	-	1.0	-	-	-	1.0	-	-	-	1.0
Forest Service													
<i>Business Operations</i>	ET	-	-	-	-	-	-	5.1	-	-	-	6.2	-
<i>Cooperative Forestry</i>	NRE	-	-	-	-	-	-	4.0	-	-	-	4.0	-
<i>Ecosystem Management Coordination</i>	NRE	-	-	1.0	-	1.1	-	1.1	-	-	-	1.1	-
<i>Forest Health Protection</i>	NRE	-	-	-	-	-	-	0.5	-	-	-	-	-
<i>Forest Management, Range Management and Vegetation Ecology</i>	NRE	-	-	-	-	0.5	-	0.5	-	-	-	0.5	-
<i>Hazardous Fuels</i>	NRE	-	-	-	-	-	-	0.3	-	-	-	6.0	-
<i>Joint Chiefs</i>	NRE	7.0	-	9.0	-	9.0	-	8.0	-	-	-	8.0	-
<i>Other Programs</i>	NRE	1.3	-	1.7	-	0.7	-	0.7	-	-	-	-	-
<i>Risk Mapping</i>	NRE	0.5	-	0.5	-	0.5	-	-	-	-	-	-	-
<i>SUBTOTAL - Forest Service</i>		8.8	-	12.2	-	11.8	-	20.2	-	-	-	25.8	-

Annual Budget & Appropriations Detail by Program													
dollars in millions													
Agency & Program	Category	2022 Budget		2022 Enacted		2023 Budget		2023 Enacted				2024 Budget	
		Disc.	Mand.	Disc.	Mand.	Disc.	Mand.	Disc.	Mand.	Disaster Supp.	Advance Approps. for FY 2024	Disc.	Mand.
National Institute of Food and Agriculture													
<i>National Institute of Food and Agriculture</i>	ET	3.0	-	9.0	-	8.0	-	10.0	-	-	-	10.0	-
<i>National Institute of Food and Agriculture</i>	A	25.0	-	28.0	-	51.0	-	32.0	-	-	-	55.0	-
<i>SUBTOTAL - National Institute of Food and Agriculture</i>		28.0	-	37.0	-	59.0	-	42.0	-	-	-	65.0	-
Office of the Secretary													
<i>Office of Tribal Relations</i>	E	3.0	-	2.0	-	6.0	-	5.0	-	-	-	7.0	-
<i>SUBTOTAL - Office of the Secretary</i>		3.0	-	2.0	-	6.0	-	5.0	-	-	-	7.0	-
Risk Management Agency (RMA)													
<i>Risk Management Education Direct Pilot Partnership - Building Resiliency</i>	A	-	1.9	-	1.9	-	-	-	-	-	-	-	-
<i>Risk Management Education Partnership Program</i>	A	-	0.1	-	0.1	-	-	-	-	-	-	-	-
<i>SUBTOTAL - Risk Management Agency (RMA)</i>		-	2.0	-	2.0	-	-	-	-	-	-	-	-
Rural Development													
<i>Community Facilities Tribal College Initiative Grants</i>	A	5.0	-	8.1	-	10.0	-	10.0	-	-	-	10.0	-
<i>Intermediary Relending Program – Tribal Set-aside</i>	A	0.6	-	0.6	-	0.3	-	0.6	-	-	-	1.2	-
<i>ReConnect Grants</i>	A	154.0	-	88.0	-	132.0	-	28.7	-	-	-	66.5	-
<i>Rural Alaska Village Grants</i>	A	18.0	-	25.2	-	26.0	-	18.0	-	-	-	26.0	-
<i>Rural Business Development Grants – Tribal Set-aside</i>	A	4.0	-	4.4	-	4.0	-	4.0	-	-	-	4.0	-
<i>Sec. 502 Direct Native American Relending Program</i>	A	-	-	0.9	-	6.9	-	2.5	-	-	-	5.5	-
<i>Sec. 502 Direct Single Family Housing Loans</i>	A	0.3	-	0.1	-	0.8	-	0.8	-	-	-	3.3	-
<i>Sec. 504 Housing Repair Grants</i>	A	0.4	-	0.1	-	0.5	-	0.4	-	0.7	-	0.5	-
<i>Sec. 504 Housing Repair Loans</i>	A	0.1	-	0.1	-	0.5	-	0.2	-	-	-	0.9	-
<i>Water and Waste Disposal Tribal Grants</i>	A	25.0	-	20.3	-	36.0	-	26.0	-	-	-	30.0	-
<i>SUBTOTAL - Rural Development</i>		207.3	-	147.8	-	217.0	-	91.2	-	0.7	-	147.9	-

Annual Budget & Appropriations Detail by Program													
dollars in millions													
Agency & Program	Category	2022 Budget		2022 Enacted		2023 Budget		2023 Enacted				2024 Budget	
		Disc.	Mand.	Disc.	Mand.	Disc.	Mand.	Disc.	Mand.	Disaster Supp.	Advance Approps. for FY 2024	Disc.	Mand.
TOTAL - Department of Agriculture (USDA)		392.5	3,161.6	344.0	3,201.0	439.2	3,085.1	305.7	3,305.3	3.7	-	399.1	3,445.3
Department of Commerce													
Economic Development Administration													
<i>Assistance to Indigenous Communities</i>	O	-	-	-	-	-	-	-	-	-	-	20.0	-
<i>Economic Adjustment Assistance</i>	O	5.0	-	5.0	-	5.0	-	5.0	-	-	-	5.0	-
<i>Planning and Technical Assistance</i>	O	5.0	-	5.0	-	5.0	-	5.0	-	-	-	5.0	-
<i>SUBTOTAL - Economic Development Administration</i>		10.0	-	10.0	-	10.0	-	10.0	-	-	-	30.0	-
Minority Business Development Administration - American Indian, Alaska Native, Native Hawaiian (AIANNH) Broad Agency Announcements (BAAs)	O	3.9	-	3.9	-	5.0	-	5.0	-	-	-	5.0	-
National Oceanic and Atmospheric Administration (NOAA) - Operations, Research, and Facilities	NRE	30.7	-	33.0	-	23.4	-	24.7	-	-	-	9.2	-
TOTAL - Department of Commerce		44.6	-	46.9	-	38.4	-	39.7	-	-	-	44.2	-
Department of Defense (DOD)													
Native American Lands Environmental Mitigation Program	NRE	12.0	-	20.0	-	12.0	-	20.0	-	-	-	12.0	-
The Indian Incentive Program Payments (25 USC 1544)	O	-	-	25.0	-	-	-	25.0	-	-	-	-	-
TOTAL - Department of Defense (DOD)		12.0	-	45.0	-	12.0	-	45.0	-	-	-	12.0	-
Department of Education													
Direct Support													
<i>Impact Aid - Basic Support</i>	ET	769.0	-	790.0	-	785.0	-	827.0	-	-	-	827.0	-
<i>Indian Education (Local Education Agencies (LEA) grants)</i>	ET	110.0	-	110.0	-	110.0	-	110.0	-	-	-	117.0	-
<i>Other</i>	ET	227.0	69.0	221.0	56.0	234.0	61.0	248.0	58.0	-	-	259.0	61.0
<i>Special Education Grants to States</i>	ET	100.0	-	100.0	-	103.0	-	106.0	-	-	-	110.0	-
<i>Title I -LEA Grants</i>	ET	256.0	-	123.0	-	143.0	112.0	53.0	-	-	76.0	143.0	-
<i>SUBTOTAL - Direct Support</i>		1,462.0	69.0	1,344.0	56.0	1,375.0	173.0	1,344.0	58.0	-	76.0	1,456.0	61.0
Indirect Support													

Annual Budget & Appropriations Detail by Program													
dollars in millions													
Agency & Program	Category	2022 Budget		2022 Enacted		2023 Budget		2023 Enacted				2024 Budget	
		Disc.	Mand.	Disc.	Mand.	Disc.	Mand.	Disc.	Mand.	Disaster Supp.	Advance Approps. for FY 2024	Disc.	Mand.
<i>Other</i>	ET	1,628.0	2,340.0	1,371.0	2,491.0	1,605.0	2,193.0	1,506.0	2,527.0	-	9.0	1,891.0	2,566.0
<i>Special Education Grants to States</i>	ET	192.0	-	165.0	-	201.0	-	61.0	-	-	115.0	201.0	-
<i>Title I - LEA Grants</i>	ET	542.0	-	258.0	-	303.0	236.0	111.0	-	-	160.0	303.0	-
SUBTOTAL - Indirect Support		2,362.0	2,340.0	1,794.0	2,491.0	2,109.0	2,429.0	1,678.0	2,527.0	-	284.0	2,395.0	2,566.0
Tribal Colleges and Universities													
<i>Strengthening Tribally Controlled Colleges and Universities</i>	ET	53.0	87.0	44.0	28.0	53.0	28.0	52.0	28.0	-	-	53.0	30.0
<i>Tribally Controlled Postsecondary Career and Technical Institutions</i>	ET	11.0	-	11.0	-	11.0	-	12.0	-	-	-	12.0	-
SUBTOTAL - Tribal Colleges and Universities		64.0	87.0	55.0	28.0	64.0	28.0	64.0	28.0	-	-	65.0	30.0
TOTAL - Department of Education		3,888.0	2,496.0	3,193.0	2,575.0	3,548.0	2,630.0	3,086.0	2,613.0	-	360.0	3,916.0	2,657.0
Department of Energy (DOE)													
Environmental Management													
<i>Community Outreach</i>	ET	1.0	-	1.0	-	1.3	-	1.3	-	-	-	1.3	-
<i>Community Outreach</i>	NRE	4.7	-	4.7	-	6.1	-	6.1	-	-	-	6.1	-
<i>Los Alamos Pueblos Program</i>	NRE	1.7	-	1.7	-	3.4	-	3.4	-	-	-	3.4	-
<i>Miscellaneous Programs and Agreements in Principle</i>	NRE	3.4	-	3.4	-	3.4	-	3.4	-	-	-	3.4	-
<i>Natural Resources Damage Assessment (NRDA)</i>	NRE	0.9	-	0.9	-	1.0	-	1.0	-	-	-	1.0	-
<i>Safety for Waste Isolation Pilot Plant (WIPP) Transportation Corridor</i>	ET	0.6	-	0.6	-	0.7	-	0.7	-	-	-	0.7	-
<i>Shoshone-Bannock Tribes</i>	NRE	1.3	-	1.3	-	2.3	-	2.3	-	-	-	2.3	-
<i>Stakeholder Community Outreach</i>	NRE	4.4	-	4.4	-	5.2	-	5.2	-	-	-	5.2	-
SUBTOTAL - Environmental Management		18.0	-	18.0	-	23.4	-	23.4	-	-	-	23.3	-
Grid Deployment Office													
<i>Tribal Nation Technical Assistance Program for Offshore Wind Transmission</i>	E	-	-	-	-	-	-	1.8	-	-	-	2.0	-
SUBTOTAL - Grid Deployment Office		-	-	-	-	-	-	1.8	-	-	-	2.0	-
Legacy Management													

Annual Budget & Appropriations Detail by Program													
dollars in millions													
Agency & Program	Category	2022 Budget		2022 Enacted		2023 Budget		2023 Enacted				2024 Budget	
		Disc.	Mand.	Disc.	Mand.	Disc.	Mand.	Disc.	Mand.	Disaster Supp.	Advance Approps. for FY 2024	Disc.	Mand.
<i>Defense-Related Uranium Mine (DRUM) Program</i>	O	6.5	-	6.5	-	6.6	-	6.6	-	-	-	6.8	-
<i>Education, Communication, History, and Outreach (ECHO) Program</i>	ET	0.6	-	0.6	-	0.6	-	0.6	-	-	-	0.6	-
<i>Environmental Justice (EJ) Program</i>	J	-	-	-	-	3.3	-	3.3	-	-	-	4.8	-
<i>Long Term Surveillance and Maintenance (LTS&M) Program</i>	E	7.8	-	7.8	-	8.5	-	8.5	-	-	-	8.9	-
SUBTOTAL - Legacy Management		14.9	-	14.9	-	19.0	-	19.0	-	-	-	21.1	-
National Nuclear Security Administration (NNSA) Tribal Education Partnership Program (TEPP)	ET	5.0	-	10.0	-	5.0	-	10.0	-	-	-	10.0	-
Nuclear Energy Office of Electricity	E	1.2	-	1.2	-	1.2	-	1.2	-	-	-	1.2	-
<i>Energy Storage</i>	E	-	-	-	-	-	-	1.6	-	-	-	-	-
<i>Resilient Distribution Systems</i>	E	-	-	10.0	-	-	-	10.0	-	-	-	-	-
SUBTOTAL - Office of Electricity		-	-	10.0	-	-	-	11.6	-	-	-	-	-
Office of Indian Energy Policy and Programs	E	122.0	-	58.0	-	150.0	-	75.0	-	-	-	110.0	-
State and Community Energy Programs													
<i>Weatherization Assistance Program (WAP)</i>	E	0.1	-	0.1	-	0.1	-	0.1	-	-	-	0.1	-
SUBTOTAL - State and Community Energy Programs		0.1	-	0.1	-	0.1	-	0.1	-	-	-	0.1	-
Tribal Energy Loan Guarantee Program (TELGP)	E	2.0	-	2.0	-	1.9	-	4.0	-	-	-	6.3	-
TOTAL - Department of Energy (DOE)		163.2	-	114.2	-	200.5	-	146.0	-	-	-	174.0	-
Department of Health and Human Services (HHS)													
Administration for Children and Families (ACF)													
<i>Administration of Native Americans - Native American Programs</i>	O	60.0	-	58.8	-	62.5	-	60.5	-	-	-	87.5	-

Annual Budget & Appropriations Detail by Program													
dollars in millions													
Agency & Program	Category	2022 Budget		2022 Enacted		2023 Budget		2023 Enacted				2024 Budget	
		Disc.	Mand.	Disc.	Mand.	Disc.	Mand.	Disc.	Mand.	Disaster Supp.	Advance Approps. for FY 2024	Disc.	Mand.
<i>Child Care Programs - Child Care and Development Fund (CCDF)</i>	IS	399.0	100.0	370.0	100.0	404.0	100.0	456.0	100.0	-	-	512.0	100.0
<i>Child Welfare Services</i>	O	7.0	-	7.0	-	7.3	-	7.6	-	-	-	7.6	-
<i>Community Services Block Grant</i>	IS	6.7	-	6.7	-	6.7	-	6.8	-	-	-	6.9	-
<i>Community-Based Child Abuse Prevention</i>	O	0.8	-	0.7	-	0.9	-	0.7	-	-	-	0.9	-
<i>Family Violence Prevention and Services</i>	H	24.0	-	24.0	-	26.0	-	27.0	-	-	-	27.0	-
<i>Head Start</i>	ET	321.0	-	315.0	-	324.0	-	348.0	-	-	-	379.0	-
<i>Low Income Home Energy Assistance Program</i>	IS	44.0	-	43.0	-	45.0	-	45.0	-	22.0	-	46.0	-
<i>Personal Responsibility Education Program</i>	ET	-	3.3	-	3.3	-	3.3	-	3.4	-	-	-	3.3
<i>Promoting Safe and Stable Families</i>	ET	2.4	13.8	2.4	9.6	2.4	17.3	2.4	9.6	-	-	2.4	16.8
<i>Tribal Child Support</i>	IS	-	54.5	-	54.5	-	53.6	-	54.5	-	59.4	-	59.4
<i>Tribal Foster Care</i>	ET	-	6.1	-	6.1	-	7.4	-	7.4	-	-	-	8.1
<i>Tribal TANF Healthy Marriage / Responsible Fatherhood</i>	O	-	2.0	-	2.0	-	2.0	-	2.0	-	-	-	2.0
<i>Tribal Temporary Assistance for Needy Families (TANF) Grants</i>	IS	-	208.0	-	208.0	-	208.0	-	208.0	-	-	-	208.0
<i>Tribal Work Program</i>	IS	-	8.0	-	8.0	-	8.0	-	8.0	-	-	-	8.0
SUBTOTAL - Administration for Children and Families (ACF)		864.9	395.7	827.6	391.5	878.8	399.6	954.0	392.9	22.0	59.4	1,069.3	405.6
Centers for Medicare & Medicaid Services (CMS) - Tribal Affairs	H	4.2	-	4.1	0.1	4.3	-	4.1	0.1	-	-	4.1	0.1
Indian Health Service (IHS)													
<i>IHS</i>	H	8,471.0	-	6,631.0	-	-	9,121.0	6,929.0	-	-	5,129.0	8,079.0	1,321.0
<i>Special Diabetes Program for Indians</i>	H	-	150.0	-	150.0	-	150.0	-	150.0	-	-	-	250.0
SUBTOTAL - Indian Health Service (IHS)		8,471.0	150.0	6,631.0	150.0	-	9,271.0	6,929.0	150.0	-	5,129.0	8,079.0	1,571.0
Administration for Community Living													
<i>Protection and Advocacy</i>	J	0.3	-	0.3	-	0.4	-	0.3	-	-	-	0.3	-
<i>Elder Justice - State Adult Protective Services (APS) Grants</i>	J	-	-	-	-	2.5	-	0.7	-	-	-	2.5	-

Annual Budget & Appropriations Detail by Program													
dollars in millions													
Agency & Program	Category	2022 Budget		2022 Enacted		2023 Budget		2023 Enacted				2024 Budget	
		Disc.	Mand.	Disc.	Mand.	Disc.	Mand.	Disc.	Mand.	Disaster Supp.	Advance Approps. for FY 2024	Disc.	Mand.
Medicare Improvements for Patients and Providers Act	H	-	-	-	0.6	-	-	-	0.6	-	-	-	0.6
Native American Caregiver Supportive Services	H	15.8	-	11.3	-	15.8	-	12.0	-	-	-	15.8	-
Native American Nutrition and Supportive Services	H	70.2	-	36.3	-	70.2	-	38.3	-	-	-	70.2	-
Native American Resource Centers	ET	0.7	-	0.7	-	0.7	-	0.7	-	-	-	0.7	-
Nutrition Services Incentive Program	H	4.1	-	3.9	-	3.9	-	4.0	-	-	-	2.8	-
Voting Access for People with Disabilities	J	-	-	-	-	-	-	0.1	-	-	-	0.1	-
SUBTOTAL - Administration for Community Living		91.1	-	52.5	0.6	93.5	-	56.1	0.6	-	-	92.4	0.6
Centers for Disease Control and Prevention	H	72.8	-	75.6	-	72.8	-	82.2	-	-	-	82.2	-
General Departmental Management (GDM) Office of the Assistant Secretary for Health (OASH)	H	13.0	-	15.2	-	12.9	-	17.6	-	-	-	17.8	-
Health Resources and Services Administration													
Centers of Excellence	ET	5.3	-	4.9	-	7.3	-	5.7	-	-	-	7.3	-
Comprehensive Care - Part B - II	H	10.8	-	9.4	-	10.8	-	9.6	-	-	-	9.6	-
Early Intervention Services - Part C - III	H	1.5	-	1.6	-	1.5	-	1.7	-	-	-	1.7	-
Emergency Relief Grants - Part A - I	H	3.3	-	3.4	-	3.3	-	3.4	-	-	-	3.4	-
Health Centers	H	110.4	-	83.0	-	112.5	-	84.6	-	-	-	104.8	-
Healthy Start	H	5.1	-	5.3	-	5.8	-	5.8	-	-	-	7.4	-
Maternal, Infant and Early Childhood Home Visiting Program	H	-	11.3	-	11.3	-	14.0	-	30.0	-	-	-	31.1
National Health Service Corps	H	15.0	-	15.6	-	15.0	-	15.6	-	-	-	15.6	-
Rural Health Outreach Grants	H	1.8	-	1.7	-	1.8	-	1.9	-	-	-	1.9	-
SUBTOTAL - Health Resources and Services Administration		153.2	11.3	124.9	11.3	158.0	14.0	128.3	30.0	-	-	151.7	31.1
National Institutes of Health	O	354.8	-	329.9	-	343.7	-	347.3	-	-	-	355.6	-

Annual Budget & Appropriations Detail by Program													
dollars in millions													
Agency & Program	Category	2022 Budget		2022 Enacted		2023 Budget		2023 Enacted				2024 Budget	
		Disc.	Mand.	Disc.	Mand.	Disc.	Mand.	Disc.	Mand.	Disaster Supp.	Advance Approps. for FY 2024	Disc.	Mand.
Substance use And Mental Health Services Administration (SAMHSA)													
<i>Children's Mental Health Services Program</i>	H	10.0	-	11.0	-	20.0	-	8.0	-	-	-	20.0	-
<i>Mental Health Block Grant</i>	H	77.0	-	69.0	-	81.0	-	61.0	-	-	-	82.0	-
<i>Substance Abuse Prevention</i>	H	43.0	-	43.0	-	46.0	-	46.0	-	-	-	46.0	-
<i>Substance Abuse Prevention and Treatment Block Grant</i>	H	1.0	-	0.6	-	0.9	-	0.9	-	-	-	0.9	-
<i>Substance Abuse Treatment</i>	H	21.0	-	17.0	-	19.0	-	19.0	-	-	-	25.0	-
<i>Tribal Opioid Response Grants</i>	H	75.0	-	55.0	-	75.0	-	55.0	-	-	-	75.0	-
<i>SUBTOTAL - Substance use And Mental Health Services Administration (SAMHSA)</i>		227.0	-	195.6	-	241.9	-	189.9	-	-	-	248.9	-
TOTAL - Department of Health and Human Services (HHS)		10,252.0	557.0	8,256.4	553.5	1,805.9	9,684.6	8,708.5	573.6	22.0	5,188.4	10,101.0	2,008.4
Department of Homeland Security (DHS)													
Federal Emergency Management Agency (FEMA)													
<i>Tribal Homeland Security Grant Program (THSGP)</i>	O	15.0	-	15.0	-	15.0	-	15.0	-	-	-	15.0	-
<i>SUBTOTAL - Federal Emergency Management Agency (FEMA)</i>		15.0	-	15.0	-	15.0	-	15.0	-	-	-	15.0	-
Customs and Border Protection - Tribal Border Roads	O	-	-	5.0	-	-	-	5.0	-	-	-	-	-
Departmental Management Operations - Tribal Affairs	O	0.5	-	0.5	-	0.6	-	-	-	-	-	-	-
TOTAL - Department of Homeland Security (DHS)		15.5	-	20.5	-	15.6	-	20.0	-	-	-	15.0	-
Department of Housing and Urban Development (HUD)													
Indian Housing Loan Guarantee	HCD	3.5	-	3.5	-	5.5	-	5.5	-	-	-	0.9	-
Loan Level [Non-Add] - Indian Housing Loan Guarantee	HCD	[1,400.0]	[-]	[1,400.0]	[-]	[1,400.0]	[-]	[1,400.0]	[-]	[-]	[-]	[1,200.0]	[-]
Native American Housing Block Grant - Loan Level [Non-Add] - Title VI Loan Guarantee	HCD	[50.0]	[-]	[50.0]	[-]	[50.0]	[-]	[50.0]	[-]	[-]	[-]	[25.0]	[-]
Native American Housing Block Grant - Native American Programs	HCD	930.0	-	930.0	-	930.0	-	945.0	-	-	-	978.0	-

Annual Budget & Appropriations Detail by Program													
dollars in millions													
Agency & Program	Category	2022 Budget		2022 Enacted		2023 Budget		2023 Enacted				2024 Budget	
		Disc.	Mand.	Disc.	Mand.	Disc.	Mand.	Disc.	Mand.	Disaster Supp.	Advance Approps. for FY 2024	Disc.	Mand.
Indian Community Development Block Grant (CDBG)	HCD	70.0	-	72.0	-	70.0	-	75.0	-	-	-	75.0	-
Tribal HUD-VA Supportive Housing	HCD	[5.0]	[-]	[5.0]	[-]	[5.0]	[-]	[7.5]	[-]	[-]	[-]	[5.0]	[-]
TOTAL - Department of Housing and Urban Development (HUD)		1,003.5	-	1,005.5	-	1,005.5	-	1,025.5	-	-	-	1,053.9	-
Department of Justice (DOJ)													
Bureau of Prisons	J	149.0	-	170.0	-	202.0	-	180.0	-	-	-	180.0	-
Civil Division - Radiation Exposure Compensation Act (RECA)	J	-	9.8	-	9.8	-	7.0	-	7.0	-	-	-	11.2
Community Oriented Policing Services													
<i>Tribal Access Program (TAP)</i>	J	6.0	-	3.0	-	6.0	-	4.0	-	-	-	6.0	-
<i>Tribal Resources Grant Program</i>	J	40.0	-	31.5	-	40.0	-	34.0	-	-	-	40.0	-
<i>SUBTOTAL - Community Oriented Policing Services</i>		<i>46.0</i>	<i>-</i>	<i>34.5</i>	<i>-</i>	<i>46.0</i>	<i>-</i>	<i>38.0</i>	<i>-</i>	<i>-</i>	<i>-</i>	<i>46.0</i>	<i>-</i>
Criminal Division	J	1.6	-	1.6	-	1.8	-	1.8	-	-	-	5.6	-
Environment and Natural Resources Division (ENRD)	NRE	5.2	-	5.2	-	5.3	-	5.3	-	-	-	5.5	-
Federal Bureau of Investigation	J	82.0	-	56.8	-	84.6	-	75.3	-	-	-	82.9	-
Office of Justice Programs													
<i>Tribal Access Program</i>	J	-	-	-	-	-	-	-	-	-	-	5.0	-
<i>Tribal Assistance</i>	J	50.0	-	50.0	-	50.0	-	60.0	-	-	-	60.0	-
<i>Tribal Victims Assistance set aside (up to 5%)</i>	J	-	132.5	-	120.0	-	87.5	-	95.0	-	-	-	60.0
<i>Tribal Youth Program</i>	J	30.0	-	14.0	-	30.0	-	17.0	-	-	-	30.0	-
<i>SUBTOTAL - Office of Justice Programs</i>		<i>80.0</i>	<i>132.5</i>	<i>64.0</i>	<i>120.0</i>	<i>80.0</i>	<i>87.5</i>	<i>77.0</i>	<i>95.0</i>	<i>-</i>	<i>-</i>	<i>95.0</i>	<i>60.0</i>
Office of Tribal Justice (OTJ)	J	1.8	-	1.8	-	2.3	-	2.3	-	-	-	3.1	-
Office on Violence Against Women (OVW) Native American	J	104.1	-	65.9	-	99.2	-	81.0	-	-	-	104.7	-
U.S. Attorneys - Indian Country	J	40.3	-	40.3	-	72.5	-	72.5	-	-	-	94.4	-
TOTAL - Department of Justice (DOJ)		510.0	142.3	440.1	129.8	593.7	94.5	533.2	102.0	-	-	617.2	71.2
Department of Labor (DOL)													
American Indian Population and Labor Force Report - Bureau of Labor Statistics (BLS)	O	-	-	-	-	-	-	-	-	-	-	3.0	-
Native American Programs - Employment and Training	O	58.0	-	57.0	-	64.0	-	60.0	-	-	-	64.0	-

Annual Budget & Appropriations Detail by Program													
dollars in millions													
Agency & Program	Category	2022 Budget		2022 Enacted		2023 Budget		2023 Enacted				2024 Budget	
		Disc.	Mand.	Disc.	Mand.	Disc.	Mand.	Disc.	Mand.	Disaster Supp.	Advance Approps. for FY 2024	Disc.	Mand.
Youth Activities Formula Grants	ET	14.0	-	14.0	-	14.0	-	14.0	-	-	-	14.0	-
TOTAL - Department of Labor (DOL)		72.0	-	71.0	-	78.0	-	74.0	-	-	-	81.0	-
Department of the Interior (DOI)													
Bureau of Indian Affairs (BIA)													
<i>Construction</i>	O	188.0	-	146.8	-	205.7	-	153.3	-	2.5	-	199.8	-
<i>Contract Support Costs</i>	O	346.5	-	238.0	-	-	409.0	409.0	-	-	-	-	431.4
<i>Indian Guaranteed Loan Program</i>	O	11.8	-	11.8	-	13.9	-	13.9	-	-	-	15.5	-
<i>Indian Land Consolidation</i>	O	150.0	-	7.0	-	80.0	-	8.0	-	-	-	30.5	-
<i>Indian Water Rights Settlements (IWRs) Completion Fund</i>	NRE	-	-	-	-	-	-	-	-	-	-	-	284.0
<i>Loan Level [Non-Add] - Indian Guaranteed Loan Program</i>	O	[103.5]	[-]	[103.5]	[-]	[150.2]	[-]	[150.2]	[-]	[-]	[-]	[202.3]	[-]
<i>Land and Water Conservation Fund (LWCF) Land Acquisition</i>	O	-	-	-	-	-	-	-	-	-	-	12.0	-
<i>Operation of Indian Programs</i>	O	1,916.1	-	1,820.3	-	2,082.0	-	1,907.0	-	44.5	-	2,257.6	-
<i>Other Permanent Appropriations</i>	O	-	122.5	-	126.0	-	125.1	-	123.1	-	-	-	123.3
<i>Payments for Tribal Leases</i>	O	36.6	-	36.6	-	-	55.4	55.4	-	-	-	-	82.5
<i>Selis-Qlispe Ksanka Settlement Trust Fund</i>	NRE	-	90.0	-	106.1	-	90.0	-	90.0	-	-	-	90.0
<i>Settlements and Misc. Payments</i>	NRE	75.8	-	1.0	-	0.8	-	0.8	-	-	-	1.0	-
SUBTOTAL - Bureau of Indian Affairs (BIA)		2,724.8	212.5	2,261.5	232.1	2,382.4	679.5	2,547.4	213.1	47.0	-	2,516.4	1,011.2
Bureau of Indian Education													
<i>Education Construction</i>	ET	264.3	-	264.3	-	420.1	-	267.9	-	90.5	-	416.2	-
<i>Operation of Indian Education Programs</i>	ET	1,083.6	-	1,017.6	-	1,155.6	-	1,133.6	-	-	-	1,194.4	-
SUBTOTAL - Bureau of Indian Education		1,347.9	-	1,281.9	-	1,575.7	-	1,401.5	-	90.5	-	1,610.6	-
Office of the Secretary													
<i>Appraisal and Valuation Services Office - Indian Land Appraisals</i>	HCD	13.6	-	12.3	-	14.3	-	14.3	-	-	-	15.0	-
<i>Energy Community Revitalization Program (ECRP) Native American Funding</i>	NRE	20.0	-	0.4	-	10.0	-	0.4	-	-	-	5.5	-
<i>Indian Arts and Crafts Board</i>	J	1.4	-	1.4	-	1.7	-	1.8	-	-	-	2.0	-

Annual Budget & Appropriations Detail by Program													
dollars in millions													
Agency & Program	Category	2022 Budget		2022 Enacted		2023 Budget		2023 Enacted			2024 Budget		
		Disc.	Mand.	Disc.	Mand.	Disc.	Mand.	Disc.	Mand.	Disaster Supp.	Advance Approps. for FY 2024	Disc.	Mand.
Office of Natural Resources Revenue (ONRR) Native American Funding	E	54.9	-	54.5	-	59.3	-	59.3	-	-	-	63.8	-
SUBTOTAL - Office of the Secretary		89.9	-	68.6	-	85.3	-	75.8	-	-	-	86.3	-
Bureau of Land Management (BLM)	O	19.9	-	19.9	-	19.9	-	24.8	-	-	-	24.8	-
Bureau of Reclamation (BOR)	O	199.4	120.0	210.4	120.0	53.4	154.0	56.9	120.0	-	-	66.3	120.0
Bureau of Trust Funds Administration (BTFA)	O	110.7	491.0	109.6	220.6	112.7	249.0	111.3	212.0	-	-	109.1	214.0
DOI Office of Wildland Fire (OWF)	O	219.9	-	295.7	-	260.0	-	238.8	-	-	-	293.0	-
Fish and Wildlife Service (FWS)	NRE	22.5	-	16.5	-	17.2	-	14.9	-	-	-	22.3	-
National Park Service (NPS)	O	31.6	-	25.1	-	35.4	-	39.7	-	-	-	53.7	-
Office of Surface Mining Reclamation and Enforcement (OSMRE)	NRE	2.5	1.0	2.5	0.7	2.5	0.8	2.4	0.8	-	-	2.4	0.8
United States Geological Survey (USGS)	NRE	18.7	-	17.6	-	29.6	-	17.5	-	-	-	24.0	-
TOTAL - Department of the Interior (DOI)		4,787.8	824.5	4,309.3	573.4	4,574.1	1,083.3	4,531.0	545.9	137.5	-	4,808.9	1,346.0
Department of the Treasury													
IRS Indian Tribal Government Services	O	6.6	-	6.6	-	6.7	-	6.7	-	-	-	6.8	-
Native American Community Development Financial Institutions (CDFI) Fund Assistance Program	HCD	21.5	-	21.5	-	21.5	-	25.0	-	-	-	25.0	-
Office of Tribal and Native Affairs	O	-	-	-	-	-	-	1.0	-	-	-	1.0	-
TOTAL - Department of the Treasury		28.1	-	28.1	-	28.2	-	32.7	-	-	-	32.8	-
Department of Transportation (DOT)													
Federal Highway Administration													
Tribal Transportation Program	T	505.0	-	578.5	-	590.0	-	590.0	-	-	-	613.0	-
Tribal Transportation Facility Bridges	T	-	-	16.0	-	18.0	-	18.0	-	-	-	20.0	-
Nationally Significant Federal Lands and Tribal Projects Program	T	-	-	65.0	-	25.1	-	62.6	-	-	-	27.5	-
SUBTOTAL - Federal Highway Administration		505.0	-	659.5	-	633.1	-	670.6	-	-	-	660.5	-

Annual Budget & Appropriations Detail by Program													
dollars in millions													
Agency & Program	Category	2022 Budget		2022 Enacted		2023 Budget		2023 Enacted				2024 Budget	
		Disc.	Mand.	Disc.	Mand.	Disc.	Mand.	Disc.	Mand.	Disaster Supp.	Advance Approps. for FY 2024	Disc.	Mand.
Federal Transit Administration - Public Transportation on Indian Reservations Competitive And Formula	T	35.0	-	44.0	-	45.0	-	45.0	-	-	-	46.0	-
National Highway Traffic Safety Administration (NHTSA) - Highway Safety Programs - Title 23 USC Section 402	T	7.6	-	7.6	-	7.6	-	7.7	-	-	-	7.5	-
Pipeline & Hazardous Material Safety Admin - Hazardous Materials Emergency Preparedness (HMEP)	T	1.0	-	1.0	-	1.0	-	1.0	-	-	-	1.0	-
TOTAL - Department of Transportation (DOT)		548.6	-	712.1	-	686.7	-	724.3	-	-	-	715.0	-
Department of Veterans Affairs													
Native American Direct Home Loans - Loan Level [Non-Add] - Native American Veterans Housing Loan Program	HCD	[13.0]	[-]	[11.0]	[-]	[11.0]	[-]	[12.0]	[-]	[-]	[-]	[13.0]	[-]
Native American Direct Home Loans - Native American Veterans Housing Loan Program	HCD	1.0	-	1.0	3.0	1.0	-	1.0	4.0	-	-	3.0	-
Reimbursement from VA Medical Care to IHS, Urban Indian Organizations and Tribal Health Programs	H	30.0	-	35.0	-	32.0	-	37.0	-	-	34.0	38.0	-
TOTAL - Department of Veterans Affairs		31.0	-	36.0	3.0	33.0	-	38.0	4.0	-	34.0	41.0	-
Environmental Protection Agency (EPA)													
Air Programs (OAR)	NRE	27.9	-	18.9	-	34.6	-	23.3	-	-	-	37.3	-
Chemical Safety and Pollution Prevention (OCSP)	NRE	3.0	-	3.0	-	3.1	-	3.1	-	-	-	3.1	-
Enforcement (OECA)	NRE	7.3	-	7.4	-	7.5	-	7.2	-	-	-	7.5	-
Environmental Justice (OEJECR)	NRE	10.0	-	-	-	25.0	-	25.0	-	-	-	25.0	-
General Counsel (OGC)	J	0.7	-	0.7	-	0.7	-	0.8	-	-	-	0.8	-
Office of Land and Emergency Management (OLEM) Programs	NRE	44.2	-	44.2	-	44.3	-	37.3	-	-	-	43.6	-
Office of Mission Support (OMS)	NRE	2.5	-	2.5	-	5.7	-	3.5	-	-	-	5.7	-
Tribal Programs (OITA)	NRE	93.2	-	93.4	-	101.1	-	89.4	-	-	-	106.7	-

Annual Budget & Appropriations Detail by Program													
dollars in millions													
Agency & Program	Category	2022 Budget		2022 Enacted		2023 Budget		2023 Enacted				2024 Budget	
		Disc.	Mand.	Disc.	Mand.	Disc.	Mand.	Disc.	Mand.	Disaster Supp.	Advance Approps. for FY 2024	Disc.	Mand.
Water Programs (OW) (includes State Revolving Funds (SRFs))	NRE	171.0	-	155.0	-	171.0	-	129.5	-	-	-	173.6	-
TOTAL - Environmental Protection Agency (EPA)		359.8	-	325.1	-	393.0	-	319.1	-	-	-	403.3	-
Federal Communications Commission (FCC)	E	29.0	550.0	29.0	550.0	-	434.0	-	434.0	-	-	-	424.0
Federal Permitting Improvement Steering Council (FPISC)													
Tribal Consultation Improvement Programs	O	0.8	-	0.3	-	-	-	-	-	-	-	-	-
Institute of American Indian and Alaska Native Culture and Arts (IAIA)													
Institute Operations and Education	ET	11.0	-	11.7	-	11.8	-	13.5	-	-	-	14.0	-
Institute of Museum and Library Services	ET	8.0	-	8.0	-	10.0	-	10.0	-	-	-	10.0	-
Morris K. Udall Foundation - Native Nations Institute	ET	1.0	-	1.0	-	1.0	-	1.0	-	-	-	1.0	-
National Aeronautics and Space Administration (NASA)													
Active Awards - Minority University Research and Education Project (MUREP) for American Indian and Alaska Native Science, Technology, Engineering and Mathematics (STEM) Engagement (MAIANSE)	ET	-	-	-	-	1.5	-	1.5	-	-	-	1.5	-
Science Activation Program	ET	2.3	-	2.3	-	2.9	-	2.9	-	-	-	3.1	-
TOTAL - National Aeronautics and Space Administration (NASA)		2.3	-	2.3	-	4.4	-	4.4	-	-	-	4.6	-
National Science Foundation													
Arctic Social Sciences Program (ASSP)	ET	5.2	-	5.2	-	5.2	-	2.5	-	-	-	2.7	-
Tribal Colleges and Universities Program (TCUP)	ET	21.0	-	17.5	-	23.0	-	20.0	-	6.0	-	23.0	-
TOTAL - National Science Foundation		26.2	-	22.7	-	28.2	-	22.5	-	6.0	-	25.7	-
Nuclear Regulatory Commission (NRC)													
NRC Tribal Liaison Program	NRE	0.6	-	0.6	-	0.8	-	0.8	-	-	-	1.0	-
Office of Navajo and Hopi Indian Relocation (ONHIR)	O	4.0	-	[3.2]	-	4.0	-	[3.1]	-	-	-	5.1	-

Annual Budget & Appropriations Detail by Program													
<i>dollars in millions</i>													
Agency & Program	Category	2022 Budget		2022 Enacted		2023 Budget		2023 Enacted				2024 Budget	
		Disc.	Mand.	Disc.	Mand.	Disc.	Mand.	Disc.	Mand.	Disaster Supp.	Advance Approps. for FY 2024	Disc.	Mand.
Office of Personnel Management (OPM)													
Trust Fund Annual Account - Tribal Insurance Program System (TIPS)	H	1.0	-	1.5	-	-	1.9	1.3	-	-	-	-	1.3
Small Business Administration (SBA)													
Native American Affairs	O	3.0	-	3.0	-	3.0	-	4.0	-	-	-	4.0	-
504 Loans [Non-Add] - Small Business Loan Guarantee programs loan levels [Non-Add]	O	[66.0]	[-]	[66.0]	[-]	[54.0]	[-]	[54.0]	[-]	[-]	[-]	[83.0]	[-]
7a Loans [Non-Add] - Small Business Loan Guarantee programs loan levels [Non-Add]	O	[180.0]	[-]	[180.0]	[-]	[210.0]	[-]	[210.0]	[-]	[-]	[-]	[245.0]	[-]
TOTAL - Small Business Administration (SBA)		3.0	-	3.0	-	3.0	-	4.0	-	-	-	4.0	-
Smithsonian Institution	O	62.0	-	62.0	-	64.0	-	64.0	-	-	-	66.0	-
TOTAL, all Agencies		22,342.7	7,731.4	19,203.5	7,585.7	13,663.7	17,013.4	19,855.4	7,577.8	169.2	5,582.4	22,646.9	9,953.2

Annual Budget & Appropriations Detail by Category												
dollars in millions												
Category, Agency, & Program	2022 Budget		2022 Enacted		2023 Budget		2023 Enacted			Advance Approps. for FY 2024	2024 Budget	
	Disc.	Mand.	Disc.	Mand.	Disc.	Mand.	Disc.	Mand.	Disaster Supp.		Disc.	Mand.
Agriculture Category												
Department of Agriculture (USDA)												
Farm Service Agency (FSA) Native American Loans - Loan Level [Non-Add] - Indian Land Acquisition and Indian Highly Fractionated Land	[25.0]	[-]	[25.0]	[-]	[25.0]	[-]	[-]	[-]	[-]	[-]	[25.0]	[-]
Foreign Agricultural Service (FAS)	-	-	-	1.0	-	-	-	1.0	-	-	-	1.0
All Other USDA												
<i>Animal and Plant Health Inspection Service (APHIS)</i>	4.4	1.1	4.0	1.1	4.4	1.1	3.3	0.8	-	-	3.4	0.8
<i>Tribal Pandemic Response and Safety Grant Program</i>	-	1.0	-	1.0	-	-	-	-	-	-	-	-
National Institute of Food and Agriculture Risk Management Agency (RMA)	25.0	-	28.0	-	51.0	-	32.0	-	-	-	55.0	-
<i>Risk Management Education Direct Pilot Partnership - Building Resiliency</i>	-	1.9	-	1.9	-	-	-	-	-	-	-	-
<i>Risk Management Education Partnership Program</i>	-	0.1	-	0.1	-	-	-	-	-	-	-	-
Rural Development												
<i>Community Facilities Tribal College Initiative Grants</i>	5.0	-	8.1	-	10.0	-	10.0	-	-	-	10.0	-
<i>Intermediary Relending Program – Tribal Set-aside</i>	0.6	-	0.6	-	0.3	-	0.6	-	-	-	1.2	-
<i>ReConnect Grants</i>	154.0	-	88.0	-	132.0	-	28.7	-	-	-	66.5	-
<i>Rural Alaska Village Grants</i>	18.0	-	25.2	-	26.0	-	18.0	-	-	-	26.0	-
<i>Rural Business Development Grants – Tribal Set-aside</i>	4.0	-	4.4	-	4.0	-	4.0	-	-	-	4.0	-
<i>Sec. 502 Direct Native American Relending Program</i>	-	-	0.9	-	6.9	-	2.5	-	-	-	5.5	-
<i>Sec. 502 Direct Single Family Housing Loans</i>	0.3	-	0.1	-	0.8	-	0.8	-	-	-	3.3	-
<i>Sec. 504 Housing Repair Grants</i>	0.4	-	0.1	-	0.5	-	0.4	-	0.7	-	0.5	-
<i>Sec. 504 Housing Repair Loans</i>	0.1	-	0.1	-	0.5	-	0.2	-	-	-	0.9	-
<i>Water and Waste Disposal Tribal Grants</i>	25.0	-	20.3	-	36.0	-	26.0	-	-	-	30.0	-
SUBTOTAL - Department of Agriculture (USDA)	236.8	4.1	179.8	5.1	272.4	1.1	126.5	1.8	0.7	-	206.3	1.8
TOTAL - Agriculture Category	236.8	4.1	179.8	5.1	272.4	1.1	126.5	1.8	0.7	-	206.3	1.8

Annual Budget & Appropriations Detail by Category												
<i>dollars in millions</i>												
Category, Agency, & Program	2022 Budget		2022 Enacted		2023 Budget		2023 Enacted			2024 Budget		
	Disc.	Mand.	Disc.	Mand.	Disc.	Mand.	Disc.	Mand.	Disaster Supp.	Advance Approps. for FY 2024	Disc.	Mand.
Education and training Category												
Department of Agriculture (USDA)												
Forest Service - Business Operations	-	-	-	-	-	-	5.1	-	-	-	6.2	-
National Institute of Food and Agriculture	3.0	-	9.0	-	8.0	-	10.0	-	-	-	10.0	-
<i>SUBTOTAL - Department of Agriculture (USDA)</i>	<i>3.0</i>	<i>-</i>	<i>9.0</i>	<i>-</i>	<i>8.0</i>	<i>-</i>	<i>15.1</i>	<i>-</i>	<i>-</i>	<i>-</i>	<i>16.2</i>	<i>-</i>
Department of Education												
Direct Support												
<i>Impact Aid - Basic Support</i>	<i>769.0</i>	<i>-</i>	<i>790.0</i>	<i>-</i>	<i>785.0</i>	<i>-</i>	<i>827.0</i>	<i>-</i>	<i>-</i>	<i>-</i>	<i>827.0</i>	<i>-</i>
<i>Indian Education (Local Education Agencies (LEA) grants)</i>	<i>110.0</i>	<i>-</i>	<i>110.0</i>	<i>-</i>	<i>110.0</i>	<i>-</i>	<i>110.0</i>	<i>-</i>	<i>-</i>	<i>-</i>	<i>117.0</i>	<i>-</i>
<i>Other</i>	<i>227.0</i>	<i>69.0</i>	<i>221.0</i>	<i>56.0</i>	<i>234.0</i>	<i>61.0</i>	<i>248.0</i>	<i>58.0</i>	<i>-</i>	<i>-</i>	<i>259.0</i>	<i>61.0</i>
<i>Special Education Grants to States</i>	<i>100.0</i>	<i>-</i>	<i>100.0</i>	<i>-</i>	<i>103.0</i>	<i>-</i>	<i>106.0</i>	<i>-</i>	<i>-</i>	<i>-</i>	<i>110.0</i>	<i>-</i>
<i>Title I -LEA Grants</i>	<i>256.0</i>	<i>-</i>	<i>123.0</i>	<i>-</i>	<i>143.0</i>	<i>112.0</i>	<i>53.0</i>	<i>-</i>	<i>-</i>	<i>76.0</i>	<i>143.0</i>	<i>-</i>
Indirect Support												
<i>Other</i>	<i>1,628.0</i>	<i>2,340.0</i>	<i>1,371.0</i>	<i>2,491.0</i>	<i>1,605.0</i>	<i>2,193.0</i>	<i>1,506.0</i>	<i>2,527.0</i>	<i>-</i>	<i>9.0</i>	<i>1,891.0</i>	<i>2,566.0</i>
<i>Special Education Grants to States</i>	<i>192.0</i>	<i>-</i>	<i>165.0</i>	<i>-</i>	<i>201.0</i>	<i>-</i>	<i>61.0</i>	<i>-</i>	<i>-</i>	<i>115.0</i>	<i>201.0</i>	<i>-</i>
<i>Title I - LEA Grants</i>	<i>542.0</i>	<i>-</i>	<i>258.0</i>	<i>-</i>	<i>303.0</i>	<i>236.0</i>	<i>111.0</i>	<i>-</i>	<i>-</i>	<i>160.0</i>	<i>303.0</i>	<i>-</i>
Tribal Colleges and Universities												
<i>Strengthening Tribally Controlled Colleges and Universities</i>	<i>53.0</i>	<i>87.0</i>	<i>44.0</i>	<i>28.0</i>	<i>53.0</i>	<i>28.0</i>	<i>52.0</i>	<i>28.0</i>	<i>-</i>	<i>-</i>	<i>53.0</i>	<i>30.0</i>
<i>Tribally Controlled Postsecondary Career and Technical Institutions</i>	<i>11.0</i>	<i>-</i>	<i>11.0</i>	<i>-</i>	<i>11.0</i>	<i>-</i>	<i>12.0</i>	<i>-</i>	<i>-</i>	<i>-</i>	<i>12.0</i>	<i>-</i>
<i>SUBTOTAL - Department of Education</i>	<i>3,888.0</i>	<i>2,496.0</i>	<i>3,193.0</i>	<i>2,575.0</i>	<i>3,548.0</i>	<i>2,630.0</i>	<i>3,086.0</i>	<i>2,613.0</i>	<i>-</i>	<i>360.0</i>	<i>3,916.0</i>	<i>2,657.0</i>
Department of Energy (DOE)												
Environmental Management												
<i>Community Outreach</i>	<i>1.0</i>	<i>-</i>	<i>1.0</i>	<i>-</i>	<i>1.3</i>	<i>-</i>	<i>1.3</i>	<i>-</i>	<i>-</i>	<i>-</i>	<i>1.3</i>	<i>-</i>
Environmental Management - Safety for Waste Isolation Pilot Plant (WIPP) Transportation Corridor	<i>0.6</i>	<i>-</i>	<i>0.6</i>	<i>-</i>	<i>0.7</i>	<i>-</i>	<i>0.7</i>	<i>-</i>	<i>-</i>	<i>-</i>	<i>0.7</i>	<i>-</i>
Legacy Management - Education, Communication, History, and Outreach (ECHO) Program	<i>0.6</i>	<i>-</i>	<i>0.6</i>	<i>-</i>	<i>0.6</i>	<i>-</i>	<i>0.6</i>	<i>-</i>	<i>-</i>	<i>-</i>	<i>0.6</i>	<i>-</i>
National Nuclear Security Administration (NNSA) Tribal Education Partnership Program (TEPP)	<i>5.0</i>	<i>-</i>	<i>10.0</i>	<i>-</i>	<i>5.0</i>	<i>-</i>	<i>10.0</i>	<i>-</i>	<i>-</i>	<i>-</i>	<i>10.0</i>	<i>-</i>
<i>SUBTOTAL - Department of Energy (DOE)</i>	<i>7.2</i>	<i>-</i>	<i>12.2</i>	<i>-</i>	<i>7.6</i>	<i>-</i>	<i>12.6</i>	<i>-</i>	<i>-</i>	<i>-</i>	<i>12.6</i>	<i>-</i>

Annual Budget & Appropriations Detail by Category												
dollars in millions												
Category, Agency, & Program	2022 Budget		2022 Enacted		2023 Budget		2023 Enacted				2024 Budget	
	Disc.	Mand.	Disc.	Mand.	Disc.	Mand.	Disc.	Mand.	Disaster Supp.	Advance Approps. for FY 2024	Disc.	Mand.
Department of Health and Human Services (HHS)												
Administration for Children and Families (ACF)												
<i>Head Start</i>	321.0	-	315.0	-	324.0	-	348.0	-	-	-	379.0	-
<i>Personal Responsibility Education Program</i>	-	3.3	-	3.3	-	3.3	-	3.4	-	-	-	3.3
<i>Promoting Safe and Stable Families</i>	2.4	13.8	2.4	9.6	2.4	17.3	2.4	9.6	-	-	2.4	16.8
<i>Tribal Foster Care</i>	-	6.1	-	6.1	-	7.4	-	7.4	-	-	-	8.1
Administration for Community Living - Native American Resource Centers	0.7	-	0.7	-	0.7	-	0.7	-	-	-	0.7	-
Health Resources and Services Administration - Centers of Excellence	5.3	-	4.9	-	7.3	-	5.7	-	-	-	7.3	-
<i>SUBTOTAL - Department of Health and Human Services (HHS)</i>	329.4	23.2	323.0	19.0	334.4	28.0	356.8	20.4	-	-	389.4	28.2
Department of Labor (DOL)												
Youth Activities Formula Grants	14.0	-	14.0	-	14.0	-	14.0	-	-	-	14.0	-
Department of the Interior (DOI)												
Bureau of Indian Education												
<i>Education Construction</i>	264.3	-	264.3	-	420.1	-	267.9	-	90.5	-	416.2	-
<i>Operation of Indian Education Programs</i>	1,083.6	-	1,017.6	-	1,155.6	-	1,133.6	-	-	-	1,194.4	-
<i>SUBTOTAL - Department of the Interior (DOI)</i>	1,347.9	-	1,281.9	-	1,575.7	-	1,401.5	-	90.5	-	1,610.6	-
Institute of American Indian and Alaska Native Culture and Arts (IAIA)												
Institute Operations and Education	11.0	-	11.7	-	11.8	-	13.5	-	-	-	14.0	-
Institute of Museum and Library Services	8.0	-	8.0	-	10.0	-	10.0	-	-	-	10.0	-
Morris K. Udall Foundation - Native Nations Institute	1.0	-	1.0	-	1.0	-	1.0	-	-	-	1.0	-
National Aeronautics and Space Administration (NASA)												
Active Awards - Minority University Research and Education Project (MUREP) for American Indian and Alaska Native Science, Technology, Engineering and Mathematics (STEM) Engagement (MAIANSE)	-	-	-	-	1.5	-	1.5	-	-	-	1.5	-
Science Activation Program	2.3	-	2.3	-	2.9	-	2.9	-	-	-	3.1	-

Annual Budget & Appropriations Detail by Category												
<i>dollars in millions</i>												
Category, Agency, & Program	2022 Budget		2022 Enacted		2023 Budget		2023 Enacted				2024 Budget	
	Disc.	Mand.	Disc.	Mand.	Disc.	Mand.	Disc.	Mand.	Disaster Supp.	Advance Approps. for FY 2024	Disc.	Mand.
<i>SUBTOTAL - National Aeronautics and Space Administration (NASA)</i>	2.3	-	2.3	-	4.4	-	4.4	-	-	-	4.6	-
National Science Foundation												
Arctic Social Sciences Program (ASSP)	5.2	-	5.2	-	5.2	-	2.5	-	-	-	2.7	-
Tribal Colleges and Universities Program (TCUP)	21.0	-	17.5	-	23.0	-	20.0	-	6.0	-	23.0	-
<i>SUBTOTAL - National Science Foundation</i>	26.2	-	22.7	-	28.2	-	22.5	-	6.0	-	25.7	-
TOTAL - Education and training Category	5,638.0	2,519.2	4,878.8	2,594.0	5,543.1	2,658.0	4,937.4	2,633.4	96.5	360.0	6,014.1	2,685.2
Energy Category												
Department of Agriculture (USDA)												
Office of the Secretary - Office of Tribal Relations	3.0	-	2.0	-	6.0	-	5.0	-	-	-	7.0	-
Department of Energy (DOE)												
Grid Deployment Office												
<i>Tribal Nation Technical Assistance Program for Offshore Wind Transmission</i>	-	-	-	-	-	-	1.8	-	-	-	2.0	-
Legacy Management - Education, Communication, History, and Outreach (ECHO) Program	7.8	-	7.8	-	8.5	-	8.5	-	-	-	8.9	-
Nuclear Energy	1.2	-	1.2	-	1.2	-	1.2	-	-	-	1.2	-
Office of Electricity												
<i>Energy Storage</i>	-	-	-	-	-	-	1.6	-	-	-	-	-
<i>Resilient Distribution Systems</i>	-	-	10.0	-	-	-	10.0	-	-	-	-	-
Office of Indian Energy Policy and Programs	122.0	-	58.0	-	150.0	-	75.0	-	-	-	110.0	-
State and Community Energy Programs												
<i>Weatherization Assistance Program (WAP)</i>	0.1	-	0.1	-	0.1	-	0.1	-	-	-	0.1	-
Tribal Energy Loan Guarantee Program (TELGP)	2.0	-	2.0	-	1.9	-	4.0	-	-	-	6.3	-
<i>SUBTOTAL - Department of Energy (DOE)</i>	<i>133.1</i>	<i>-</i>	<i>79.1</i>	<i>-</i>	<i>161.7</i>	<i>-</i>	<i>102.2</i>	<i>-</i>	<i>-</i>	<i>-</i>	<i>128.5</i>	<i>-</i>
Department of the Interior (DOI)												
Office of the Secretary - Office of Natural Resources Revenue (ONRR) Native American Funding	54.9	-	54.5	-	59.3	-	59.3	-	-	-	63.8	-
Federal Communications Commission (FCC)	29.0	550.0	29.0	550.0	-	434.0	-	434.0	-	-	-	424.0

Annual Budget & Appropriations Detail by Category												
<i>dollars in millions</i>												
Category, Agency, & Program	2022 Budget		2022 Enacted		2023 Budget		2023 Enacted				2024 Budget	
	Disc.	Mand.	Disc.	Mand.	Disc.	Mand.	Disc.	Mand.	Disaster Supp.	Advance Approps. for FY 2024	Disc.	Mand.
TOTAL - Energy Category	220.0	550.0	164.6	550.0	227.0	434.0	166.5	434.0	-	-	199.3	424.0
Health Category												
Department of Health and Human Services (HHS)												
Administration for Children and Families (ACF) - Family Violence Prevention and Services	24.0	-	24.0	-	26.0	-	27.0	-	-	-	27.0	-
Administration for Community Living <i>Medicare Improvements for Patients and Providers Act</i>	-	-	-	0.6	-	-	-	0.6	-	-	-	0.6
<i>Native American Caregiver Supportive Services</i>	15.8	-	11.3	-	15.8	-	12.0	-	-	-	15.8	-
<i>Native American Nutrition and Supportive Services</i>	70.2	-	36.3	-	70.2	-	38.3	-	-	-	70.2	-
<i>Nutrition Services Incentive Program</i>	4.1	-	3.9	-	3.9	-	4.0	-	-	-	2.8	-
Centers for Disease Control and Prevention	72.8	-	75.6	-	72.8	-	82.2	-	-	-	82.2	-
Centers for Medicare & Medicaid Services (CMS) - Tribal Affairs	4.2	-	4.1	0.1	4.3	-	4.1	0.1	-	-	4.1	0.1
General Departmental Management (GDM) Office of the Assistant Secretary for Health (OASH)	13.0	-	15.2	-	12.9	-	17.6	-	-	-	17.8	-
Health Resources and Services Administration												
<i>Comprehensive Care - Part B - II</i>	10.8	-	9.4	-	10.8	-	9.6	-	-	-	9.6	-
<i>Early Intervention Services - Part C - III</i>	1.5	-	1.6	-	1.5	-	1.7	-	-	-	1.7	-
<i>Emergency Relief Grants - Part A - I</i>	3.3	-	3.4	-	3.3	-	3.4	-	-	-	3.4	-
<i>Health Centers</i>	110.4	-	83.0	-	112.5	-	84.6	-	-	-	104.8	-
<i>Healthy Start</i>	5.1	-	5.3	-	5.8	-	5.8	-	-	-	7.4	-
<i>Maternal, Infant and Early Childhood Home Visiting Program</i>	-	11.3	-	11.3	-	14.0	-	30.0	-	-	-	31.1
<i>National Health Service Corps</i>	15.0	-	15.6	-	15.0	-	15.6	-	-	-	15.6	-
<i>Rural Health Outreach Grants</i>	1.8	-	1.7	-	1.8	-	1.9	-	-	-	1.9	-
Indian Health Service (IHS)												
<i>IHS</i>	8,471.0	-	6,631.0	-	-	9,121.0	6,929.0	-	-	5,129.0	8,079.0	1,321.0
<i>Special Diabetes Program for Indians</i>	-	150.0	-	150.0	-	150.0	-	150.0	-	-	-	250.0

Annual Budget & Appropriations Detail by Category												
dollars in millions												
Category, Agency, & Program	2022 Budget		2022 Enacted		2023 Budget		2023 Enacted				2024 Budget	
	Disc.	Mand.	Disc.	Mand.	Disc.	Mand.	Disc.	Mand.	Disaster Supp.	Advance Approps. for FY 2024	Disc.	Mand.
Substance use And Mental Health Services Administration (SAMHSA)												
<i>Children's Mental Health Services Program</i>	10.0	-	11.0	-	20.0	-	8.0	-	-	-	20.0	-
<i>Mental Health Block Grant</i>	77.0	-	69.0	-	81.0	-	61.0	-	-	-	82.0	-
<i>Substance Abuse Prevention</i>	43.0	-	43.0	-	46.0	-	46.0	-	-	-	46.0	-
<i>Substance Abuse Prevention and Treatment Block Grant</i>	1.0	-	0.6	-	0.9	-	0.9	-	-	-	0.9	-
<i>Substance Abuse Treatment</i>	21.0	-	17.0	-	19.0	-	19.0	-	-	-	25.0	-
<i>Tribal Opioid Response Grants</i>	75.0	-	55.0	-	75.0	-	55.0	-	-	-	75.0	-
SUBTOTAL - Department of Health and Human Services (HHS)	9,050.0	161.3	7,117.0	162.0	598.5	9,285.0	7,426.7	180.7	-	5,129.0	8,692.2	1,602.8
Department of Veterans Affairs												
Reimbursement from VA Medical Care to IHS and Tribal Health Programs	30.0	-	35.0	-	32.0	-	37.0	-	-	34.0	38.0	-
Office of Personnel Management (OPM)												
Trust Fund Annual Account - Tribal Insurance Program System (TIPS)	1.0	-	1.5	-	-	1.9	1.3	-	-	-	-	1.3
TOTAL - Health Category	9,081.0	161.3	7,153.5	162.0	630.5	9,286.9	7,465.0	180.7	-	5,163.0	8,730.2	1,604.1
Housing and community development Category												
Alyce Spotted Bear and Walter Soboleff Commission on Native Children												
Study of programs that serve Tribal children	-	-	0.2	-	-	-	0.5	-	-	-	-	-
Department of Housing and Urban Development (HUD)												
<i>Indian Community Development Block Grant (CDBG)</i>	70.0	-	72.0	-	70.0	-	75.0	-	-	-	75.0	-
<i>Indian Housing Loan Guarantee</i>	3.5	-	3.5	-	5.5	-	5.5	-	-	-	0.9	-
<i>Loan Level [Non-Add] - Indian Housing Loan Guarantee</i>	[1,400.0]	[-]	[1,400.0]	[-]	[1,400.0]	[-]	[1,400.0]	[-]	[-]	[-]	[1,200.0]	[-]
<i>Native American Housing Block Grant - Loan Level [Non-Add] - Title VI Loan Guarantee</i>	[50.0]	[-]	[50.0]	[-]	[50.0]	[-]	[50.0]	[-]	[-]	[-]	[25.0]	[-]
<i>Native American Housing Block Grant - Native American Programs</i>	930.0	-	930.0	-	930.0	-	945.0	-	-	-	978.0	-
<i>Tribal HUD-VA Supportive Housing</i>	[5.0]	[-]	[5.0]	[-]	[5.0]	[-]	[7.5]	[-]	[-]	[-]	[5.0]	[-]

Annual Budget & Appropriations Detail by Category												
dollars in millions												
Category, Agency, & Program	2022 Budget		2022 Enacted		2023 Budget		2023 Enacted				2024 Budget	
	Disc.	Mand.	Disc.	Mand.	Disc.	Mand.	Disc.	Mand.	Disaster Supp.	Advance Approps. for FY 2024	Disc.	Mand.
<i>SUBTOTAL - Department of Housing and Urban Development (HUD)</i>	1,003.5	-	1,005.5	-	1,005.5	-	1,025.5	-	-	-	1,053.9	-
Department of the Interior (DOI)												
Office of the Secretary - Appraisal and Valuation Services Office - Indian Land Appraisals	13.6	-	12.3	-	14.3	-	14.3	-	-	-	15.0	-
Department of the Treasury												
Native American Community Development Financial Institutions (CDFI) Fund Assistance Program	21.5	-	21.5	-	21.5	-	25.0	-	-	-	25.0	-
Department of Veterans Affairs												
<i>Native American Direct Home Loans - Loan Level [Non-Add] - Native American Veterans Housing Loan Program</i>	[13.0]	[-]	[11.0]	[-]	[11.0]	[-]	[12.0]	[-]	[-]	[-]	[13.0]	[-]
<i>Native American Direct Home Loans - Native American Veterans Housing Loan Program</i>	1.0	-	1.0	3.0	1.0	-	1.0	4.0	-	-	3.0	-
<i>SUBTOTAL - Department of Veterans Affairs</i>	1.0	-	1.0	3.0	1.0	-	1.0	4.0	-	-	3.0	-
TOTAL - Housing and community development Category	1,039.6	-	1,040.5	3.0	1,042.3	-	1,066.3	4.0	-	-	1,096.9	-
Income Support												
Department of Health and Human Services (HHS)												
Administration for Children and Families (ACF)												
<i>Child Care Programs - Child Care and Development Fund (CCDF)</i>	399.0	100.0	370.0	100.0	404.0	100.0	456.0	100.0	-	-	512.0	100.0
<i>Community Services Block Grant</i>	6.7	-	6.7	-	6.7	-	6.8	-	-	-	6.9	-
<i>Low Income Home Energy Assistance Program</i>	44.0	-	43.0	-	45.0	-	45.0	-	22.0	-	46.0	-
<i>Tribal Child Support</i>	-	54.5	-	54.5	-	53.6	-	54.5	-	59.4	-	59.4
<i>Tribal Temporary Assistance for Needy Families (TANF) Grants</i>	-	208.0	-	208.0	-	208.0	-	208.0	-	-	-	208.0
<i>Tribal Work Program</i>	-	8.0	-	8.0	-	8.0	-	8.0	-	-	-	8.0
<i>SUBTOTAL - Department of Health and Human Services (HHS)</i>	449.7	370.5	419.7	370.5	455.7	369.6	507.8	370.5	22.0	59.4	564.9	375.4
TOTAL - Income Support Category	449.7	370.5	419.7	370.5	455.7	369.6	507.8	370.5	22.0	59.4	564.9	375.4

Annual Budget & Appropriations Detail by Category												
dollars in millions												
Category, Agency, & Program	2022 Budget		2022 Enacted		2023 Budget		2023 Enacted			2024 Budget		
	Disc.	Mand.	Disc.	Mand.	Disc.	Mand.	Disc.	Mand.	Disaster Supp.	Advance Approps. for FY 2024	Disc.	Mand.
Justice Category												
Department of Energy (DOE)												
Legacy Management - Environmental Justice (EJ) Program	-	-	-	-	3.3	-	3.3	-	-	-	4.8	-
Department of Health and Human Services (HHS)												
Administration for Community Living												
Elder Justice - State Adult Protective Services (APS) Grants	-	-	-	-	2.5	-	0.7	-	-	-	2.5	-
Protection and Advocacy	0.3	-	0.3	-	0.4	-	0.3	-	-	-	0.3	-
Voting Access for People with Disabilities	-	-	-	-	-	-	0.1	-	-	-	0.1	-
<i>SUBTOTAL - Department of Health and Human Services (HHS)</i>	<i>0.3</i>	<i>-</i>	<i>0.3</i>	<i>-</i>	<i>2.9</i>	<i>-</i>	<i>1.1</i>	<i>-</i>	<i>-</i>	<i>-</i>	<i>2.9</i>	<i>-</i>
Department of Justice (DOJ)												
Bureau of Prisons	149.0	-	170.0	-	202.0	-	180.0	-	-	-	180.0	-
Civil Division - Radiation Exposure Compensation Act (RECA)	-	9.8	-	9.8	-	7.0	-	7.0	-	-	-	11.2
Community Oriented Policing Services	6.0	-	3.0	-	6.0	-	4.0	-	-	-	6.0	-
Community Oriented Policing Services	40.0	-	31.5	-	40.0	-	34.0	-	-	-	40.0	-
Criminal Division	1.6	-	1.6	-	1.8	-	1.8	-	-	-	5.6	-
Federal Bureau of Investigation	82.0	-	56.8	-	84.6	-	75.3	-	-	-	82.9	-
Office of Justice Programs												
Tribal Access Program	-	-	-	-	-	-	-	-	-	-	5.0	-
Tribal Assistance	50.0	-	50.0	-	50.0	-	60.0	-	-	-	60.0	-
Tribal Victims Assistance set aside (up to 5%)	-	132.5	-	120.0	-	87.5	-	95.0	-	-	-	60.0
Tribal Youth Program	30.0	-	14.0	-	30.0	-	17.0	-	-	-	30.0	-
Office of Tribal Justice (OTJ)	1.8	-	1.8	-	2.3	-	2.3	-	-	-	3.1	-
Office on Violence Against Women (OVW) Native American	104.1	-	65.9	-	99.2	-	81.0	-	-	-	104.7	-
U.S. Attorneys - Indian Country	40.3	-	40.3	-	72.5	-	72.5	-	-	-	94.4	-
<i>SUBTOTAL - Department of Justice (DOJ)</i>	<i>504.8</i>	<i>142.3</i>	<i>434.9</i>	<i>129.8</i>	<i>588.4</i>	<i>94.5</i>	<i>527.9</i>	<i>102.0</i>	<i>-</i>	<i>-</i>	<i>611.7</i>	<i>71.2</i>
Department of the Interior (DOI)												
Office of the Secretary - Indian Arts and Crafts Board	1.4	-	1.4	-	1.7	-	1.8	-	-	-	2.0	-
Environmental Protection Agency (EPA)												

Annual Budget & Appropriations Detail by Category												
<i>dollars in millions</i>												
Category, Agency, & Program	2022 Budget		2022 Enacted		2023 Budget		2023 Enacted				2024 Budget	
	Disc.	Mand.	Disc.	Mand.	Disc.	Mand.	Disc.	Mand.	Disaster Supp.	Advance Approps. for FY 2024	Disc.	Mand.
General Counsel (OGC)	0.7	-	0.7	-	0.7	-	0.8	-	-	-	0.8	-
TOTAL - Justice Category	507.2	142.3	437.3	129.8	597.0	94.5	534.9	102.0	-	-	622.2	71.2
Natural resources and environment Category												
Advisory Council on Historic Preservation (ACHP)												
<i>Native American Initiatives and Affairs</i>	1.0	-	1.0	-	1.0	-	1.0	-	-	-	1.0	-
Department of Agriculture (USDA)												
Forest Service												
<i>Cooperative Forestry</i>	-	-	-	-	-	-	4.0	-	-	-	4.0	-
<i>Ecosystem Management Coordination</i>	-	-	1.0	-	1.1	-	1.1	-	-	-	1.1	-
<i>Forest Health Protection</i>	-	-	-	-	-	-	0.5	-	-	-	-	-
<i>Forest Management, Range Management and Vegetation Ecology</i>	-	-	-	-	0.5	-	0.5	-	-	-	0.5	-
<i>Hazardous Fuels</i>	-	-	-	-	-	-	0.3	-	-	-	6.0	-
<i>Joint Chiefs</i>	7.0	-	9.0	-	9.0	-	8.0	-	-	-	8.0	-
<i>Other Programs</i>	1.3	-	1.7	-	0.7	-	0.7	-	-	-	-	-
<i>Risk Mapping</i>	0.5	-	0.5	-	0.5	-	-	-	-	-	-	-
Natural Resources Conservation Service (NRCS)												
<i>Agricultural Management Assistance Program</i>	-	0.5	-	0.5	-	1.0	-	0.5	-	-	-	0.5
<i>Conservation Stewardship Program</i>	-	12.0	-	22.4	-	12.0	-	12.0	-	-	-	12.0
<i>Emergency Watershed Protection Program</i>	3.0	-	3.0	-	3.0	-	4.0	-	3.0	-	-	-
<i>Environmental Quality Incentives Program</i>	-	40.0	-	43.0	-	40.0	-	40.0	-	-	-	40.0
<i>Regional Conservation Partnership Program</i>	-	3.0	-	3.0	-	3.0	-	3.0	-	-	-	3.0
<i>Watershed and Flood Prevention Operations</i>	3.0	-	3.0	-	3.0	-	5.0	-	-	-	6.0	-
SUBTOTAL - Department of Agriculture (USDA)	14.8	55.5	18.2	68.9	17.8	56.0	24.1	55.5	3.0	-	25.6	55.5
Department of Commerce												
National Oceanic and Atmospheric Administration (NOAA) - Operations, Research, and Facilities	30.7	-	33.0	-	23.4	-	24.7	-	-	-	9.2	-
Department of Defense												

Annual Budget & Appropriations Detail by Category												
dollars in millions												
Category, Agency, & Program	2022 Budget		2022 Enacted		2023 Budget		2023 Enacted			2024 Budget		
	Disc.	Mand.	Disc.	Mand.	Disc.	Mand.	Disc.	Mand.	Disaster Supp.	Advance Approps. for FY 2024	Disc.	Mand.
<i>Native American Lands Environmental Mitigation Program</i>	12.0	-	20.0	-	12.0	-	20.0	-	-	-	12.0	-
Department of Energy (DOE)												
Environmental Management												
<i>Community Outreach</i>	4.7	-	4.7	-	6.1	-	6.1	-	-	-	6.1	-
<i>Los Alamos Pueblos Program</i>	1.7	-	1.7	-	3.4	-	3.4	-	-	-	3.4	-
<i>Miscellaneous Programs and Agreements in Principle</i>	3.4	-	3.4	-	3.4	-	3.4	-	-	-	3.4	-
<i>Natural Resources Damage Assessment (NRDA)</i>	0.9	-	0.9	-	1.0	-	1.0	-	-	-	1.0	-
<i>Shoshone-Bannock Tribes</i>	1.3	-	1.3	-	2.3	-	2.3	-	-	-	2.3	-
<i>Stakeholder Community Outreach</i>	4.4	-	4.4	-	5.2	-	5.2	-	-	-	5.2	-
<i>SUBTOTAL - Department of Energy</i>	16.4	-	16.4	-	21.4	-	21.4	-	-	-	21.4	-
Department of Justice (DOJ)												
Environment and Natural Resources Division (ENRD)	5.2	-	5.2	-	5.3	-	5.3	-	-	-	5.5	-
Department of the Interior (DOI)												
Bureau of Indian Affairs (BIA)												
<i>Indian Water Rights Settlements (IWRS) Completion Fund</i>	-	-	-	-	-	-	-	-	-	-	-	284.0
<i>Selis-Qlispe Ksanka Settlement Trust Fund</i>	-	90.0	-	106.1	-	90.0	-	90.0	-	-	-	90.0
<i>Settlements and Misc. Payments</i>	75.8	-	1.0	-	0.8	-	0.8	-	-	-	1.0	-
Fish and Wildlife Service (FWS)	22.5	-	16.5	-	17.2	-	14.9	-	-	-	22.3	-
Office of Surface Mining Reclamation and Enforcement (OSMRE)	2.5	1.0	2.5	0.7	2.5	0.8	2.4	0.8	-	-	2.4	0.8
Office of the Secretary												
<i>Energy Community Revitalization Program (ECRP) Native American Funding</i>	20.0	-	0.4	-	10.0	-	0.4	-	-	-	5.5	-
United States Geological Survey (USGS)	18.7	-	17.6	-	29.6	-	17.5	-	-	-	24.0	-
<i>SUBTOTAL - Department of the Interior (DOI)</i>	139.5	91.0	38.0	106.8	60.1	90.8	36.0	90.8	-	-	55.2	374.8
Environmental Protection Agency (EPA)												
Air Programs (OAR)	27.9	-	18.9	-	34.6	-	23.3	-	-	-	37.3	-
Chemical Safety and Pollution Prevention (OCSPP)	3.0	-	3.0	-	3.1	-	3.1	-	-	-	3.1	-
Enforcement (OECA)	7.3	-	7.4	-	7.5	-	7.2	-	-	-	7.5	-
Environmental Justice (OEJECR)	10.0	-	-	-	25.0	-	25.0	-	-	-	25.0	-

Annual Budget & Appropriations Detail by Category												
dollars in millions												
Category, Agency, & Program	2022 Budget		2022 Enacted		2023 Budget		2023 Enacted				2024 Budget	
	Disc.	Mand.	Disc.	Mand.	Disc.	Mand.	Disc.	Mand.	Disaster Supp.	Advance Approps. for FY 2024	Disc.	Mand.
Office of Land and Emergency Management (OLEM) Programs	44.2	-	44.2	-	44.3	-	37.3	-	-	-	43.6	-
Office of Mission Support (OMS)	2.5	-	2.5	-	5.7	-	3.5	-	-	-	5.7	-
Tribal Programs (OITA)	93.2	-	93.4	-	101.1	-	89.4	-	-	-	106.7	-
Water Programs (OW) (includes State Revolving Funds (SRFs))	171.0	-	155.0	-	171.0	-	129.5	-	-	-	173.6	-
<i>SUBTOTAL - Environmental Protection Agency (EPA)</i>	<i>359.1</i>	<i>-</i>	<i>324.4</i>	<i>-</i>	<i>392.3</i>	<i>-</i>	<i>318.3</i>	<i>-</i>	<i>-</i>	<i>-</i>	<i>402.5</i>	<i>-</i>
Nuclear Regulatory Commission												
<i>NRC Tribal Liaison Program</i>	<i>0.6</i>	<i>-</i>	<i>0.6</i>	<i>-</i>	<i>0.8</i>	<i>-</i>	<i>0.8</i>	<i>-</i>	<i>-</i>	<i>-</i>	<i>1.0</i>	<i>-</i>
TOTAL - Natural resources and environment Category	579.3	146.5	456.8	175.7	534.1	146.8	451.6	146.3	3.0	-	533.4	430.3
Transportation Category												
Department of Transportation (DOT)												
Federal Highway Administration												
<i>Nationally Significant Federal Lands and Tribal Projects Program</i>	<i>-</i>	<i>-</i>	<i>65.0</i>	<i>-</i>	<i>25.1</i>	<i>-</i>	<i>62.6</i>	<i>-</i>	<i>-</i>	<i>-</i>	<i>27.5</i>	<i>-</i>
<i>Tribal Transportation Facility Bridges</i>	<i>-</i>	<i>-</i>	<i>16.0</i>	<i>-</i>	<i>18.0</i>	<i>-</i>	<i>18.0</i>	<i>-</i>	<i>-</i>	<i>-</i>	<i>20.0</i>	<i>-</i>
<i>Tribal Transportation Program</i>	<i>505.0</i>	<i>-</i>	<i>578.5</i>	<i>-</i>	<i>590.0</i>	<i>-</i>	<i>590.0</i>	<i>-</i>	<i>-</i>	<i>-</i>	<i>613.0</i>	<i>-</i>
Federal Transit Administration - Public Transportation on Indian Reservations Competitive And Formula	35.0	-	44.0	-	45.0	-	45.0	-	-	-	46.0	-
National Highway Traffic Safety Administration (NHTSA) - Highway Safety Programs - Title 23 USC Section 402	7.6	-	7.6	-	7.6	-	7.7	-	-	-	7.5	-
Pipeline & Hazardous Material Safety Admin - Hazardous Materials Emergency Preparedness (HMEP)	1.0	-	1.0	-	1.0	-	1.0	-	-	-	1.0	-
<i>SUBTOTAL - Department of Transportation (DOT)</i>	<i>548.6</i>	<i>-</i>	<i>712.1</i>	<i>-</i>	<i>686.7</i>	<i>-</i>	<i>724.3</i>	<i>-</i>	<i>-</i>	<i>-</i>	<i>715.0</i>	<i>-</i>
TOTAL - Transportation Category	548.6	-	712.1	-	686.7	-	724.3	-	-	-	715.0	-
Other Category												
Army Corps of Engineers												
<i>Tribal Partnership Program</i>	<i>0.2</i>	<i>-</i>	<i>13.4</i>	<i>-</i>	<i>0.5</i>	<i>-</i>	<i>11.2</i>	<i>-</i>	<i>-</i>	<i>-</i>	<i>13.0</i>	<i>-</i>
<i>Tribal Fishing Access</i>	<i>57.5</i>	<i>-</i>	<i>75.4</i>	<i>-</i>	<i>56.6</i>	<i>-</i>	<i>64.3</i>	<i>-</i>	<i>-</i>	<i>-</i>	<i>58.1</i>	<i>-</i>
<i>SUBTOTAL - Army Corps of Engineers</i>	<i>57.7</i>	<i>-</i>	<i>88.8</i>	<i>-</i>	<i>57.1</i>	<i>-</i>	<i>75.5</i>	<i>-</i>	<i>-</i>	<i>-</i>	<i>71.1</i>	<i>-</i>

Annual Budget & Appropriations Detail by Category												
dollars in millions												
Category, Agency, & Program	2022 Budget		2022 Enacted		2023 Budget		2023 Enacted				2024 Budget	
	Disc.	Mand.	Disc.	Mand.	Disc.	Mand.	Disc.	Mand.	Disaster Supp.	Advance Approps. for FY 2024	Disc.	Mand.
Corporation for National and Community Service (CNCS)												
<i>AmeriCorps Seniors</i>	1.5	-	1.5	-	1.5	-	1.5	-	-	-	1.5	-
<i>AmeriCorps State and National</i>	5.7	-	3.5	-	5.7	-	5.2	-	-	-	6.2	-
<i>AmeriCorps Volunteers in Service to America (VISTA)</i>	1.1	-	1.1	-	1.1	-	1.1	-	-	-	1.1	-
<i>SUBTOTAL - Corporation for National and Community Service (CNCS)</i>	8.3	-	6.1	-	8.3	-	7.8	-	-	-	8.8	-
Denali Commission												
<i>Denali Commission Grant Funding</i>	18.1	-	18.2	-	18.6	-	20.5	-	-	-	20.0	-
Department of Agriculture (USDA)												
Food and Nutrition Service (FNS)												
<i>Child Nutrition Programs</i>	-	818.0	-	820.0	-	651.0	-	648.0	-	-	-	729.0
<i>Food Distribution Program on Indian Reservations (FDPIR)</i>	4.0	126.0	4.0	126.0	4.0	145.0	4.0	162.0	-	-	6.0	165.0
<i>Special Supplemental Nutrition Program for Women, Infants and Children (WIC)</i>	131.0	-	131.0	-	131.0	-	131.0	-	-	-	138.0	-
<i>Supplemental Nutrition Assistance Program (SNAP)</i>	-	2,158.0	-	2,181.0	-	2,232.0	-	2,438.0	-	-	-	2,494.0
<i>SUBTOTAL - Department of Agriculture (USDA)</i>	135.0	3,102.0	135.0	3,127.0	135.0	3,028.0	135.0	3,248.0	-	-	144.0	3,388.0
Department of Commerce												
Economic Development Administration												
<i>Assistance to Indigenous Communities</i>	-	-	-	-	-	-	-	-	-	-	20.0	-
<i>Economic Adjustment Assistance</i>	5.0	-	5.0	-	5.0	-	5.0	-	-	-	5.0	-
<i>Planning and Technical Assistance</i>	5.0	-	5.0	-	5.0	-	5.0	-	-	-	5.0	-
Minority Business Development Administration - American Indian, Alaska Native, Native Hawaiian (AIANNH) Broad Agency Announcements (BAAs)	3.9	-	3.9	-	5.0	-	5.0	-	-	-	5.0	-
<i>SUBTOTAL - Department of Commerce</i>	13.9	-	13.9	-	15.0	-	15.0	-	-	-	35.0	-
Department of Defense												
<i>The Indian Incentive Program Payments (25 USC 1544)</i>	-	-	25.0	-	-	-	25.0	-	-	-	-	-
Department of Energy (DOE)												
Legacy Management - Defense-Related Uranium Mine (DRUM) Program	6.5	-	6.5	-	6.6	-	6.6	-	-	-	6.8	-

Annual Budget & Appropriations Detail by Category												
dollars in millions												
Category, Agency, & Program	2022 Budget		2022 Enacted		2023 Budget		2023 Enacted				2024 Budget	
	Disc.	Mand.	Disc.	Mand.	Disc.	Mand.	Disc.	Mand.	Disaster Supp.	Advance Approps. for FY 2024	Disc.	Mand.
Department of Health and Human Services (HHS)												
Administration for Children and Families (ACF)												
Administration of Native Americans - Native American Programs	60.0	-	58.8	-	62.5	-	60.5	-	-	-	87.5	-
Child Welfare Services	7.0	-	7.0	-	7.3	-	7.6	-	-	-	7.6	-
Community-Based Child Abuse Prevention	0.8	-	0.7	-	0.9	-	0.7	-	-	-	0.9	-
Tribal TANF Healthy Marriage / Responsible Fatherhood	-	2.0	-	2.0	-	2.0	-	2.0	-	-	-	2.0
National Institutes of Health	354.8	-	329.9	-	343.7	-	347.3	-	-	-	355.6	-
SUBTOTAL - Department of Health and Human Services (HHS)	422.6	2.0	396.4	2.0	414.4	2.0	416.1	2.0	-	-	451.6	2.0
Department of Homeland Security (DHS)												
Customs and Border Protection - Tribal Border Roads	-	-	5.0	-	-	-	5.0	-	-	-	-	-
Departmental Management Operations - Tribal Affairs	0.5	-	0.5	-	0.6	-	-	-	-	-	-	-
Federal Emergency Management Agency (FEMA)												
Tribal Homeland Security Grant Program (THSGP)	15.0	-	15.0	-	15.0	-	15.0	-	-	-	15.0	-
SUBTOTAL - Department of Homeland Security (DHS)	15.5	-	20.5	-	15.6	-	20.0	-	-	-	15.0	-
Department of Labor (DOL)												
American Indian Population and Labor Force Report - Bureau of Labor Statistics (BLS)	-	-	-	-	-	-	-	-	-	-	3.0	-
Native American Programs - Employment and Training	58.0	-	57.0	-	64.0	-	60.0	-	-	-	64.0	-
SUBTOTAL - Department of Labor (DOL)	58.0	-	57.0	-	64.0	-	60.0	-	-	-	67.0	-
Department of the Interior (DOI)												
Bureau of Indian Affairs (BIA)												
Construction	188.0	-	146.8	-	205.7	-	153.3	-	2.5	-	199.8	-
Contract Support Costs	346.5	-	238.0	-	-	409.0	409.0	-	-	-	-	431.4
Indian Guaranteed Loan Program	11.8	-	11.8	-	13.9	-	13.9	-	-	-	15.5	-
Indian Land Consolidation	150.0	-	7.0	-	80.0	-	8.0	-	-	-	30.5	-

Annual Budget & Appropriations Detail by Category												
dollars in millions												
Category, Agency, & Program	2022 Budget		2022 Enacted		2023 Budget		2023 Enacted				2024 Budget	
	Disc.	Mand.	Disc.	Mand.	Disc.	Mand.	Disc.	Mand.	Disaster Supp.	Advance Approps. for FY 2024	Disc.	Mand.
Land and Water Conservation Fund (LWCF) Land Acquisition	-	-	-	-	-	-	-	-	-	-	12.0	-
Loan Level [Non-Add] - Indian Guaranteed Loan Program	[103.5]	[-]	[103.5]	[-]	[150.2]	[-]	[150.2]	[-]	[-]	[-]	[202.3]	[-]
Operation of Indian Programs	1,916.1	-	1,820.3	-	2,082.0	-	1,907.0	-	44.5	-	2,257.6	-
Other Permanent Appropriations	-	122.5	-	126.0	-	125.1	-	123.1	-	-	-	123.3
Payments for Tribal Leases	36.6	-	36.6	-	-	55.4	55.4	-	-	-	-	82.5
Bureau of Land Management (BLM)	19.9	-	19.9	-	19.9	-	24.8	-	-	-	24.8	-
Bureau of Reclamation (BOR)	199.4	120.0	210.4	120.0	53.4	154.0	56.9	120.0	-	-	66.3	120.0
Bureau of Trust Funds Administration (BTFA)	110.7	491.0	109.6	220.6	112.7	249.0	111.3	212.0	-	-	109.1	214.0
DOI Office of Wildland Fire (OWF)	219.9	-	295.7	-	260.0	-	238.8	-	-	-	293.0	-
National Park Service (NPS)	31.6	-	25.1	-	35.4	-	39.7	-	-	-	53.7	-
SUBTOTAL - Department of the Interior (DOI)	3,230.5	733.5	2,921.2	466.6	2,863.0	992.5	3,018.1	455.1	47.0	-	3,062.3	971.2
Department of the Treasury												
IRS Indian Tribal Government Services	6.6	-	6.6	-	6.7	-	6.7	-	-	-	6.8	-
Office of Tribal and Native Affairs	-	-	-	-	-	-	1.0	-	-	-	1.0	-
SUBTOTAL - Department of the Treasury	6.6	-	6.6	-	6.7	-	7.7	-	-	-	7.8	-
Federal Permitting Improvement Steering Council (FPISC)												
Tribal Consultation Improvement Programs	0.8	-	0.3	-	-	-	-	-	-	-	-	-
Office of Navajo and Hopi Indian Relocation (ONHIR)	4.0	-	[3.2]	-	4.0	-	[3.1]	-	-	-	5.1	-
Small Business Administration (SBA)												
504 Loans [Non-Add] - Small Business Loan Guarantee programs loan levels [Non-Add]	[66.0]	[-]	[66.0]	[-]	[54.0]	[-]	[54.0]	[-]	[-]	[-]	[83.0]	[-]
7a Loans [Non-Add] - Small Business Loan Guarantee programs loan levels [Non-Add]	[180.0]	[-]	[180.0]	[-]	[210.0]	[-]	[210.0]	[-]	[-]	[-]	[245.0]	[-]
Native American Affairs	3.0	-	3.0	-	3.0	-	4.0	-	-	-	4.0	-
SUBTOTAL - Small Business Administration (SBA)	3.0	-	3.0	-	3.0	-	4.0	-	-	-	4.0	-
Smithsonian Institution	62.0	-	62.0	-	64.0	-	64.0	-	-	-	66.0	-
TOTAL - Other Category	4,042.5	3,837.5	3,760.5	3,595.6	3,675.3	4,022.5	3,875.3	3,705.1	47.0	-	3,964.5	4,361.2
TOTAL, all Categories	22,342.7	7,731.4	19,203.5	7,585.7	13,663.7	17,013.4	19,855.4	7,577.8	169.2	5,582.4	22,646.9	9,953.2

Bipartisan Infrastructure Law (BIL) Detail by Program											
<i>dollars in millions</i>											
Agency & Program	Category	2022		2023		2024		2025+outyears		Total	
		Actual Obligations	Planned Obligations	Planned Obligations	Planned Obligations	Planned Obligations	Planned Obligations	Disc.	Mand.	Disc.	Mand.
		Disc.	Mand.	Disc.	Mand.	Disc.	Mand.	Disc.	Mand.	Disc.	Mand.
Army Corps of Engineers											
Tribal Fishing Access	O	33.2	-	-	-	14.4	-	-	-	47.6	-
Denali Commission											
Denali Commission Grant Funding	O	4.0	-	25.2	-	15.3	-	30.5	-	75.0	-
Department of Agriculture (USDA)											
Natural Resources Conservation Service (NRCS)											
<i>Emergency Watershed Protection Program</i>	NRE	25.0	-	8.0	-	5.0	-	-	-	38.0	-
<i>Watershed and Flood Prevention Operations</i>	NRE	57.0	-	23.0	-	5.0	-	5.0	-	90.0	-
<i>Watershed Rehabilitation</i>	NRE	1.0	-	1.0	-	-	-	-	-	2.0	-
<i>SUBTOTAL - Natural Resources Conservation Service (NRCS)</i>		83.0	-	32.0	-	10.0	-	5.0	-	130.0	-
Forest Service											
<i>Cooperative Forestry</i>	NRE	2.0	-	4.0	-	5.8	-	5.8	-	17.6	-
<i>Forest Management, Range Management and Vegetation Ecology</i>	NRE	11.8	-	11.8	-	12.0	-	12.0	-	47.6	-
<i>Hazardous Fuels</i>	NRE	5.7	-	5.7	-	7.9	-	7.9	-	27.2	-
<i>Reverse 911</i>	NRE	4.3	-	4.3	-	-	-	-	-	8.6	-
<i>Risk Mapping</i>	NRE	0.9	-	-	-	-	-	-	-	0.9	-
<i>Wildland Fire Management (WFM) Potential Operational Delineations (PODs)</i>	NRE	3.0	-	3.0	-	3.0	-	3.0	-	12.0	-
<i>SUBTOTAL - Forest Service</i>		27.7	-	28.8	-	28.7	-	28.7	-	113.9	-
Office of the Secretary											
<i>National Institute of Food and Agriculture (NIFA) Tribal Extension</i>	A	-	5.0	-	-	-	-	-	-	-	5.0
<i>SUBTOTAL - Office of the Secretary</i>		-	5.0	-	-	-	-	-	-	-	5.0
Rural Development											
<i>ReConnect Grants</i>	A	32.3	-	29.3	-	-	-	-	-	61.6	-
<i>SUBTOTAL - Rural Development</i>		32.3	-	29.3	-	-	-	-	-	61.6	-
TOTAL - Department of Agriculture (USDA)		143.0	5.0	90.1	-	38.7	-	33.7	-	305.5	5.0
Department of Commerce											
National Oceanic and Atmospheric Administration (NOAA) - Operations, Research, and Facilities	NRE	66.5	-	25.4	-	12.0	-	24.0	-	127.9	-
National Telecommunications and Information Administration											
<i>Digital Equity Program</i>	O	-	-	-	-	78.0	-	59.5	-	137.5	-
<i>Tribal Broadband Connectivity Program</i>	O	379.9	-	665.6	-	387.0	-	567.5	-	2,000.0	-
<i>SUBTOTAL - National Telecommunications and Information Administration</i>		379.9	-	665.6	-	465.0	-	627.0	-	2,137.5	-

Bipartisan Infrastructure Law (BIL) Detail by Program											
<i>dollars in millions</i>											
Agency & Program	Category	2022		2023		2024		2025+outyears		Total	
		Actual Obligations		Planned Obligations		Planned Obligations		Planned Obligations		Disc.	Mand.
		Disc.	Mand.	Disc.	Mand.	Disc.	Mand.	Disc.	Mand.	Disc.	Mand.
TOTAL - Department of Commerce		446.4	-	691.0	-	477.0	-	651.0	-	2,265.4	-
Department of Energy (DOE)										-	-
Grid Deployment Office										-	-
<i>Grid Resilience State and Tribal Formula Grant program (BIL 40101(d))</i>	E	-	-	180.7	-	90.0	-	180.0	-	450.7	-
<i>SUBTOTAL - Grid Deployment Office</i>		-	-	180.7	-	90.0	-	180.0	-	450.7	-
State and Community Energy Programs										-	-
<i>Energy Efficiency (EE) Conservation Block Grant</i>	E	8.8	-	-	-	5.0	-	3.8	-	17.6	-
<i>Weatherization Assistance Program (WAP)</i>	E	0.7	-	0.1	-	0.1	-	0.1	-	1.0	-
<i>SUBTOTAL - State and Community Energy Programs</i>		9.5	-	0.1	-	5.1	-	3.9	-	18.6	-
TOTAL - Department of Energy (DOE)		9.5	-	180.8	-	95.1	-	183.9	-	469.3	-
Department of Health and Human Services (HHS)										-	-
Administration for Children and Families (ACF)										-	-
<i>Low Income Home Energy Assistance Program</i>	IS	1.0	-	1.0	-	1.0	-	1.0	-	4.0	-
<i>SUBTOTAL - Administration for Children and Families (ACF)</i>		1.0	-	1.0	-	1.0	-	1.0	-	4.0	-
Indian Health Service (IHS)										-	-
<i>IHS</i>	H	700.0	-	700.0	-	700.0	-	1,400.0	-	3,500.0	-
<i>SUBTOTAL - Indian Health Service (IHS)</i>		700.0	-	700.0	-	700.0	-	1,400.0	-	3,500.0	-
TOTAL - Department of Health and Human Services (HHS)		701.0	-	701.0	-	701.0	-	1,401.0	-	3,504.0	-
Department of Homeland Security (DHS)										-	-
Federal Emergency Management Agency (FEMA)										-	-
<i>Tribal Cyber State and Local Funding - BIL - Tribal Cybersecurity Grant Program (TCGP)</i>	O	-	-	-	-	18.0	-	-	-	18.0	-
<i>SUBTOTAL - Federal Emergency Management Agency (FEMA)</i>		-	-	-	-	18.0	-	-	-	18.0	-
TOTAL - Department of Homeland Security (DHS)		-	-	-	-	18.0	-	-	-	18.0	-
Department of the Interior (DOI)										-	-
Bureau of Indian Affairs (BIA)										-	-
<i>Blackfeet Settlement Trust Fund</i>	NRE	-	101.5	-	9.8	-	-	-	-	-	111.3
<i>Construction</i>	O	11.5	-	88.5	-	50.0	-	100.0	-	250.0	-
<i>Navajo Utah Settlement Trust Fund</i>	NRE	-	210.4	-	39.1	-	-	-	-	-	249.5
<i>Operation of Indian Programs</i>	O	0.6	-	85.8	-	43.2	-	86.4	-	216.0	-
<i>Selis-Qlispe Ksanka Settlement Trust Fund</i>	NRE	-	1,022.6	-	156.9	-	-	-	-	-	1,179.5
<i>White Mountain Apache Tribe (WMAT) Settlement Fund</i>	NRE	-	78.5	-	-	-	-	-	-	-	78.5
<i>SUBTOTAL - Bureau of Indian Affairs (BIA)</i>		12.1	1,413.0	174.3	205.8	93.2	-	186.4	-	466.0	1,618.8
Office of the Secretary										-	-

Bipartisan Infrastructure Law (BIL) Detail by Program											
<i>dollars in millions</i>											
Agency & Program	Category	2022		2023		2024		2025+outyears		Total	
		Actual Obligations		Planned Obligations		Planned Obligations		Planned Obligations		Disc.	Mand.
		Disc.	Mand.	Disc.	Mand.	Disc.	Mand.	Disc.	Mand.	Disc.	Mand.
<i>Energy Community Revitalization Program (ECRP)</i> <i>Native American Funding</i>	NRE	15.0	-	50.0	-	25.0	-	75.0	-	165.0	-
<i>IJIA/BIL Ecosystem Restoration Program Native</i> <i>American Funding</i>	NRE	4.9	-	1.2	-	TBD	-	TBD	-	6.1	-
<i>SUBTOTAL - Office of the Secretary</i>		<i>19.9</i>	<i>-</i>	<i>51.2</i>	<i>-</i>	<i>25.0</i>	<i>-</i>	<i>75.0</i>	<i>-</i>	<i>171.1</i>	<i>-</i>
Bureau of Land Management (BLM)	O	-	-	-	-	-	-	-	-	-	-
Bureau of Reclamation (BOR)	O	123.0	355.1	-	277.2	-	TBD	-	TBD	123.0	632.3
DOI Office of Wildland Fire (OWF)	O	16.1	-	59.0	-	59.0	-	152.0	-	286.1	-
Office of Surface Mining Reclamation and Enforcement (OSMRE)	NRE	-	-	1.7	-	1.7	-	19.9	-	23.3	-
United States Geological Survey (USGS)	NRE	1.1	-	1.0	-	TBD	-	TBD	-	2.1	-
TOTAL - Department of the Interior (DOI)		172.2	1,768.1	287.2	483.0	178.9	-	433.3	-	1,071.6	2,251.1
Department of Transportation (DOT)										-	-
Federal Highway Administration										-	-
<i>Tribal Transportation Facility Bridges</i>	T	185.0	-	185.0	-	185.0	-	185.0	-	740.0	-
<i>SUBTOTAL - Federal Highway Administration</i>		<i>185.0</i>	<i>-</i>	<i>185.0</i>	<i>-</i>	<i>185.0</i>	<i>-</i>	<i>185.0</i>	<i>-</i>	<i>740.0</i>	<i>-</i>
Federal Transit Administration - Public Transportation on Indian Reservations Competitive And Formula	T	4.5	-	27.0	-	42.0	-	155.0	-	228.5	-
National Highway Traffic Safety Administration (NHTSA) - Highway Safety Programs - Title 23 USC Section 402	T	0.4	-	0.4	-	0.4	-	15.5	-	16.7	-
TOTAL - Department of Transportation (DOT)		189.9	-	212.4	-	227.4	-	355.5	-	985.2	-
Environmental Protection Agency (EPA)										-	-
Air Programs (OAR)	NRE	71.2	-	TBD	-	TBD	TBD	TBD	TBD	71.2	-
Chemical Safety and Pollution Prevention (OCSP)	NRE	1.5	-	TBD	-	TBD	-	TBD	-	1.5	-
Office of Land and Emergency Management (OLEM) Programs	NRE	23.3	-	TBD	-	TBD	-	TBD	-	23.3	-
Water Programs (OW) (includes State Revolving Funds (SRFs))	NRE	-	-	207.7	-	216.7	-	-	-	424.4	-
TOTAL - Environmental Protection Agency (EPA)		96.0	-	207.7	-	216.7	-	-	-	520.4	-
Federal Communications Commission (FCC)	E	99.0	-	315.0	-	274.0	-	-	-	688.0	-
Institute of Museum and Library Services (IMLS)	ET	-	-	-	-	10.0	-	-	-	10.0	-
TOTAL, all Agencies		1,894.1	1,773.1	2,710.4	483.0	2,266.5	-	3,088.9	-	9,959.9	2,256.1

Bipartisan Infrastructure Law (BIL) Detail by Category

dollars in millions

Category, Agency, & Program	2022 Actual Obligations		2023 Planned Obligations		2024 Planned Obligations		2025+outyears Planned Obligations		Total	
	Disc.	Mand.	Disc.	Mand.	Disc.	Mand.	Disc.	Mand.	Disc.	Mand.
Agriculture Category										
Department of Agriculture (USDA)										
Office of the Secretary										
<i>National Institute of Food and Agriculture (NIFA) Tribal Extension</i>	-	5.0	-	-	-	-	-	-	-	5.0
Rural Development										
<i>ReConnect Grants</i>	32.3	-	29.3	-	-	-	-	-	61.6	-
<i>SUBTOTAL - Department of Agriculture (USDA)</i>	32.3	5.0	29.3	-	-	-	-	-	61.6	5.0
TOTAL - Agriculture Category	32.3	5.0	29.3	-	-	-	-	-	61.6	5.0
Education and training Category										
Institute of Museum and Library Services (IMLS)										
<i>Institute of Museum and Library Services (IMLS)</i>	-	-	-	-	10.0	-	-	-	10.0	-
TOTAL - Education and training Category	-	-	-	-	10.0	-	-	-	10.0	-
Energy Category										
Department of Energy (DOE)										
Grid Deployment Office										
<i>Grid Resilience State and Tribal Formula Grant program (BIL 40101(d))</i>	-	-	180.7	-	90.0	-	180.0	-	450.7	-
State and Community Energy Programs										
<i>Energy Efficiency (EE) Conservation Block Grant</i>	8.8	-	-	-	5.0	-	3.8	-	17.6	-
<i>Weatherization Assistance Program (WAP)</i>	0.7	-	0.1	-	0.1	-	0.1	-	1.0	-
<i>SUBTOTAL - Department of Energy (DOE)</i>	9.5	-	180.8	-	95.1	-	183.9	-	469.3	-
Federal Communications Commission (FCC)	99.0	-	315.0	-	274.0	-	-	-	688.0	-
TOTAL - Energy Category	108.5	-	495.8	-	369.1	-	183.9	-	1,157.3	-
Health Category										
Department of Health and Human Services (HHS)										
Indian Health Service (IHS)										
<i>IHS</i>	700.0	-	700.0	-	700.0	-	1,400.0	-	3,500.0	-
<i>SUBTOTAL - Department of Health and Human Services (HHS)</i>	700.0	-	700.0	-	700.0	-	1,400.0	-	3,500.0	-

Bipartisan Infrastructure Law (BIL) Detail by Category

dollars in millions

Category, Agency, & Program	2022 Actual Obligations		2023 Planned Obligations		2024 Planned Obligations		2025+outyears Planned Obligations		Total	
	Disc.	Mand.	Disc.	Mand.	Disc.	Mand.	Disc.	Mand.	Disc.	Mand.
TOTAL - Health Category	700.0	-	700.0	-	700.0	-	1,400.0	-	3,500.0	-
Income Support										
Department of Health and Human Services (HHS)										
Administration for Children and Families (ACF)										
<i>Low Income Home Energy Assistance Program</i>	1.0	-	1.0	-	1.0	-	1.0	-	4.0	-
<i>SUBTOTAL - Department of Health and Human Services (HHS)</i>	1.0	-	1.0	-	1.0	-	1.0	-	4.0	-
TOTAL - Income Support Category	1.0	-	1.0	-	1.0	-	1.0	-	4.0	-
Natural resources and environment Category										
Department of Agriculture (USDA)										
Forest Service										
<i>Cooperative Forestry</i>	2.0	-	4.0	-	5.8	-	5.8	-	17.6	-
<i>Forest Management, Range Management and Vegetation Ecology</i>	11.8	-	11.8	-	12.0	-	12.0	-	47.6	-
<i>Hazardous Fuels</i>	5.7	-	5.7	-	7.9	-	7.9	-	27.2	-
<i>Reverse 911</i>	4.3	-	4.3	-	-	-	-	-	8.6	-
<i>Risk Mapping</i>	0.9	-	-	-	-	-	-	-	0.9	-
<i>Wildland Fire Management (WFM) Potential Operational Delineations (PODs)</i>	3.0	-	3.0	-	3.0	-	3.0	-	12.0	-
Natural Resources Conservation Service (NRCS)										
<i>Emergency Watershed Protection Program</i>	25.0	-	8.0	-	5.0	-	-	-	38.0	-
<i>Watershed and Flood Prevention Operations</i>	57.0	-	23.0	-	5.0	-	5.0	-	90.0	-
<i>Watershed Rehabilitation</i>	1.0	-	1.0	-	-	-	-	-	2.0	-
<i>SUBTOTAL - Department of Agriculture (USDA)</i>	110.7	-	60.8	-	38.7	-	33.7	-	243.9	-
Department of Commerce										

Bipartisan Infrastructure Law (BIL) Detail by Category

dollars in millions

Category, Agency, & Program	2022		2023		2024		2025+outyears		Total	
	Actual Obligations		Planned Obligations		Planned Obligations		Planned Obligations		Total	
	Disc.	Mand.	Disc.	Mand.	Disc.	Mand.	Disc.	Mand.	Disc.	Mand.
National Oceanic and Atmospheric Administration (NOAA) - Operations, Research, and Facilities	66.5	-	25.4	-	12.0	-	24.0	-	127.9	-
Department of the Interior (DOI)										
Bureau of Indian Affairs (BIA)										
<i>Blackfeet Settlement Trust Fund</i>	-	101.5	-	9.8	-	-	-	-	-	111.3
<i>Navajo Utah Settlement Trust Fund</i>	-	210.4	-	39.1	-	-	-	-	-	249.5
<i>Selis-Qlispe Ksanka Settlement Trust Fund</i>	-	1,022.6	-	156.9	-	-	-	-	-	1,179.5
<i>White Mountain Apache Tribe (WMAT) Settlement Fund</i>	-	78.5	-	-	-	-	-	-	-	78.5
Office of Surface Mining Reclamation and Enforcement (OSMRE)	-	-	1.7	-	1.7	-	19.9	-	23.3	-
Office of the Secretary										
<i>Energy Community Revitalization Program (ECRP) Native American Funding</i>	15.0	-	50.0	-	25.0	-	75.0	-	165.0	-
<i>IJA/BIL Ecosystem Restoration Program Native American Funding</i>	4.9	-	1.2	-	TBD	-	TBD	-	6.1	-
United States Geological Survey (USGS)	1.1	-	1.0	-	TBD	-	TBD	-	2.1	-
SUBTOTAL - Department of the Interior (DOI)	21.0	1,413.0	53.9	205.8	26.7	-	94.9	-	196.5	1,618.8
Environmental Protection Agency (EPA)										
Air Programs (OAR)	71.2	-	TBD	-	TBD	TBD	TBD	TBD	71.2	TBD
Chemical Safety and Pollution Prevention (OCSPP)	1.5	-	TBD	-	TBD	-	TBD	-	1.5	-
Office of Land and Emergency Management (OLEM) Programs	23.3	-	TBD	-	TBD	-	TBD	-	23.3	-
Water Programs (OW) (includes State Revolving Funds (SRFs))	-	-	207.7	-	216.7	-	-	-	424.4	-
SUBTOTAL - Environmental Protection Agency (EPA)	96.0	-	207.7	-	216.7	-	-	-	520.4	-
TOTAL - Natural resources and environment Category	294.2	1,413.0	347.8	205.8	294.1	-	152.6	-	1,088.7	1,618.8
Transportation Category										
Department of Transportation (DOT)										
Federal Highway Administration										
<i>Tribal Transportation Facility Bridges</i>	185.0	-	185.0	-	185.0	-	185.0	-	740.0	-

Bipartisan Infrastructure Law (BIL) Detail by Category

dollars in millions

Category, Agency, & Program	2022		2023		2024		2025+outyears		Total	
	Actual Obligations		Planned Obligations		Planned Obligations		Planned Obligations		Total	
	Disc.	Mand.	Disc.	Mand.	Disc.	Mand.	Disc.	Mand.	Disc.	Mand.
Federal Transit Administration - Public Transportation on Indian Reservations Competitive And Formula	4.5	-	27.0	-	42.0	-	155.0	-	228.5	-
National Highway Traffic Safety Administration (NHTSA) - Highway Safety Programs - Title 23 USC Section 402	0.4	-	0.4	-	0.4	-	15.5	-	16.7	-
<i>SUBTOTAL - Department of Transportation (DOT)</i>	<i>189.9</i>	<i>-</i>	<i>212.4</i>	<i>-</i>	<i>227.4</i>	<i>-</i>	<i>355.5</i>	<i>-</i>	<i>985.2</i>	<i>-</i>
TOTAL - Transportation Category	189.9	-	212.4	-	227.4	-	355.5	-	985.2	-
Other Category										
Army Corps of Engineers										
<i>Tribal Fishing Access</i>	33.2	-	-	-	14.4	-	-	-	47.6	-
Denali Commission										
<i>Denali Commission Grant Funding</i>	4.0	-	25.2	-	15.3	-	30.5	-	75.0	-
Department of Commerce										
National Telecommunications and Information Administration										
<i>Digital Equity Program</i>	-	-	-	-	78.0	-	59.5	-	137.5	-
<i>Tribal Broadband Connectivity Program</i>	379.9	-	665.6	-	387.0	-	567.5	-	2,000.0	-
<i>SUBTOTAL - Department of Commerce</i>	<i>379.9</i>	<i>-</i>	<i>665.6</i>	<i>-</i>	<i>465.0</i>	<i>-</i>	<i>627.0</i>	<i>-</i>	<i>2,137.5</i>	<i>-</i>
Department of Homeland Security (DHS)										
Federal Emergency Management Agency (FEMA)										
<i>Tribal Cyber State and Local Funding - BIL - Tribal Cybersecurity Grant Program (TCGP)</i>	-	-	-	-	18.0	-	-	-	18.0	-
<i>SUBTOTAL - Department of Homeland Security (DHS)</i>	<i>-</i>	<i>-</i>	<i>-</i>	<i>-</i>	<i>18.0</i>	<i>-</i>	<i>-</i>	<i>-</i>	<i>18.0</i>	<i>-</i>
Department of the Interior (DOI)										
Bureau of Indian Affairs (BIA)										
<i>Construction</i>	11.5	-	88.5	-	50.0	-	100.0	-	250.0	-
<i>Operation of Indian Programs</i>	0.6	-	85.8	-	43.2	-	86.4	-	216.0	-
Bureau of Reclamation (BOR)	123.0	355.1	-	277.2	-	TBD	-	TBD	123.0	632.3
DOI Office of Wildland Fire (OWF)	16.1	-	59.0	-	59.0	-	152.0	-	286.1	-
<i>SUBTOTAL - Department of the Interior (DOI)</i>	<i>151.2</i>	<i>355.1</i>	<i>233.3</i>	<i>277.2</i>	<i>152.2</i>	<i>-</i>	<i>338.4</i>	<i>-</i>	<i>875.1</i>	<i>632.3</i>

Bipartisan Infrastructure Law (BIL) Detail by Category

dollars in millions

Category, Agency, & Program	2022 Actual Obligations		2023 Planned Obligations		2024 Planned Obligations		2025+outyears Planned Obligations		Total	
	Disc.	Mand.	Disc.	Mand.	Disc.	Mand.	Disc.	Mand.	Disc.	Mand.
TOTAL - Other Category	568.3	355.1	924.1	277.2	664.9	-	995.9	-	3,153.2	632.3
Total, all Categories	1,894.1	1,773.1	2,710.4	483.0	2,266.5	-	3,088.9	-	9,959.9	2,256.1

Inflation Reduction Act (IRA) Detail by Program

dollars in millions

Agency & Program	Category	2022 Actual Obligations	2023 Planned Obligations	2024 Planned Obligations	2025+outyears Planned Obligations	Total
Department of Agriculture (USDA)						
Natural Resources Conservation Service (NRCS)						
<i>Conservation Stewardship Program</i>	NRE	-	2.5	5.0	25.0	32.5
<i>Environmental Quality Incentives Program</i>	NRE	-	5.0	35.0	129.0	169.0
<i>Regional Conservation Partnership Program</i>	NRE	-	2.5	8.0	39.0	49.5
<i>SUBTOTAL - Natural Resources Conservation Service (NRCS)</i>		-	10.0	48.0	193.0	251.0
Forest Service						
<i>Ecosystem Management Coordination</i>	NRE	-	2.0	1.0	1.0	4.0
<i>Hazardous Fuels</i>	NRE	-	-	25.0	25.0	50.0
<i>SUBTOTAL - Forest Service</i>		-	2.0	26.0	26.0	54.0
Office of the Secretary						
<i>Office of Tribal Relations</i>	E	3.0	-	-	-	3.0
<i>SUBTOTAL - Office of the Secretary</i>		3.0	-	-	-	3.0
Rural Development						
<i>IRA - Sec 22001 Additional Funding from Electric Loans for Renewable Energy</i>	A	-	5.0	90.0	55.0	150.0
<i>SUBTOTAL - Rural Development</i>		-	5.0	90.0	55.0	150.0
TOTAL - Department of Agriculture (USDA)		3.0	17.0	164.0	274.0	458.0
Department of Commerce						
National Oceanic and Atmospheric Administration (NOAA) - Operations, Research, and Facilities						
	NRE	-	310.5	90.6	0.6	401.7
TOTAL - Department of Commerce		-	310.5	90.6	0.6	401.7
Department of Energy (DOE)						
State and Community Energy Programs						
<i>High Efficiency Electric Homes Rebate Program-Tribes</i>	E	-	10.0	140.0	68.3	218.3
<i>SUBTOTAL - State and Community Energy Programs</i>		-	10.0	140.0	68.3	218.3
Tribal Energy Loan Guarantee Program (TELGP)	E	-	6.8	2.5	65.7	75.0
TOTAL - Department of Energy (DOE)		-	16.8	142.5	133.9	293.2
Department of the Interior (DOI)						
Bureau of Indian Affairs (BIA)						
<i>Operation of Indian Programs</i>	O	-	41.1	41.1	302.8	385.0
<i>SUBTOTAL - Bureau of Indian Affairs (BIA)</i>		-	41.1	41.1	302.8	385.0
Bureau of Reclamation (BOR)						
	O	-	-	TBD	TBD	TBD
TOTAL - Department of the Interior (DOI)		-	41.1	41.1	302.8	385.0

Inflation Reduction Act (IRA) Detail by Program

dollars in millions

Agency & Program	Category	2022 Actual Obligations	2023 Planned Obligations	2024 Planned Obligations	2025+outyears Planned Obligations	Total
Environmental Protection Agency						
Administrator's Office (AO)	NRE	-	-	TBD	-	TBD
Air Programs (OAR)	NRE	-	TBD	TBD	TBD	TBD
TOTAL - Environmental Protection Agency (EPA)		-	-	-	-	-
Federal Permitting Improvement Steering Council (FPISC)						
Tribal Consultation Improvement Programs	O	-	5.0	5.0	5.0	15.0
TOTAL, all Agencies		3.0	390.4	443.2	716.3	1,553.0

Inflation Reduction Act (IRA) Detail by Category					
<i>dollars in millions</i>					
Category, Agency, & Program	2022 Actual Obligations	2023 Planned Obligations	2024 Planned Obligations	2025+outyears Planned Obligations	Total
Agriculture Category					
Department of Agriculture (USDA)					
Rural Development					
<i>IRA - Sec 22001 Additional Funding from Electric Loans for Renewable Energy</i>	-	5.0	90.0	55.0	150.0
<i>SUBTOTAL - Department of Agriculture (USDA)</i>	-	5.0	90.0	55.0	150.0
TOTAL - Agriculture Category	-	5.0	90.0	55.0	150.0
Energy Category					
Department of Agriculture (USDA)					
Office of the Secretary - Office of Tribal Relations	3.0	-	-	-	3.0
Department of Energy (DOE)					
State and Community Energy Programs					
<i>High Efficiency Electric Homes Rebate Program-Tribes</i>	-	10.0	140.0	68.3	218.3
Tribal Energy Loan Guarantee Program (TELGP)	-	6.8	2.5	65.7	75.0
<i>SUBTOTAL - Department of Energy (DOE)</i>	-	16.8	142.5	134.0	293.3
TOTAL - Energy Category	3.0	16.8	142.5	134.0	296.3
Natural resources and environment Category					
Department of Agriculture (USDA)					
Forest Service					
<i>Ecosystem Management Coordination</i>	-	2.0	1.0	1.0	4.0
<i>Hazardous Fuels</i>	-	-	25.0	25.0	50.0
Natural Resources Conservation Service (NRCS)					
<i>Conservation Stewardship Program</i>	-	2.5	5.0	25.0	32.5
<i>Environmental Quality Incentives Program</i>	-	5.0	35.0	129.0	169.0
<i>Regional Conservation Partnership Program</i>	-	2.5	8.0	39.0	49.5
<i>SUBTOTAL - Department of Agriculture (USDA)</i>	-	12.0	74.0	219.0	305.0
Department of Commerce					
National Oceanic and Atmospheric Administration (NOAA) - Operations, Research, and Facilities	-	310.5	90.6	0.6	401.7
Environmental Protection Agency (EPA)					
Administrator's Office (AO)	-	-	TBD	-	TBD
Air Programs (OAR)	-	TBD	TBD	TBD	TBD

Inflation Reduction Act (IRA) Detail by Category					
<i>dollars in millions</i>					
Category, Agency, & Program	2022 Actual Obligations	2023 Planned Obligations	2024 Planned Obligations	2025+outyears Planned Obligations	Total
<i>SUBTOTAL - Environmental Protection Agency (EPA)</i>	-	-	-	-	-
TOTAL - Natural resources and environment Category	-	322.5	164.6	219.6	706.7
Other Category					
Department of the Interior (DOI)					
Bureau of Indian Affairs (BIA)					
<i>Operation of Indian Programs</i>	-	41.1	41.1	302.8	385.0
Bureau of Reclamation (BOR)	-	-	TBD	TBD	TBD
<i>SUBTOTAL - Department of the Interior (DOI)</i>	-	41.1	41.1	302.8	385.0
Federal Permitting Improvement Steering Council (FPISC)					
<i>Tribal Consultation Improvement Programs</i>	-	5.0	5.0	5.0	15.0
TOTAL - Other Category	-	46.1	46.1	307.8	400.0
Total, all Categories	3.0	390.4	443.2	716.3	1,553.0

FY 2024 NATIVE AMERICAN FUNDING CROSSCUT

FEDERAL FUNDING FOR PROGRAMS THAT BENEFIT NATIVE AMERICANS AND ALASKA NATIVES • 2022-2024 President's Budgets with BIL and IRA funding

PROGRAM DETAIL APPENDIX

This Appendix provides detailed funding levels by Agency and program, alongside summaries of the major changes in FY 2024, the methods agencies used for reporting and selecting programs, and how funds are expended for each program.

Advisory Council on Historic Preservation (ACHP) – Native American Initiatives and Affairs

Program Category: Natural resources and environment

Annual Budget and Appropriations (dollars in millions)											
2022 Budget		2022 Enacted		2023 Budget		2023 Enacted				2024 Budget	
Disc.	Mand.	Disc.	Mand.	Disc.	Mand.	Disc.	Mand.	Disaster Supp.	Advance Approps. for 2024	Disc.	Mand.
\$1.0	\$-	\$1.0	\$-	\$1.0	\$-	\$1	\$-	\$-	\$-	\$1.0	\$-

Bipartisan Infrastructure Law (BIL) (dollars in millions)									
2022 Actual Obligations		2023 Planned Obligations		2024 Planned Obligations		2025+outyears Planned Obligations		Totals	
Disc.	Mand.	Disc.	Mand.	Disc.	Mand.	Disc.	Mand.	Disc.	Mand.
\$-	\$-	\$-	\$-	\$-	\$-	\$-	\$-	\$-	\$-

Inflation Reduction Act (IRA) (dollars in millions)					
2022 Actual Obligations	2023 Planned Obligations		2024 Planned Obligations	2025+outyears Planned Obligations	Total
\$-	\$-	\$-	\$-	\$-	\$-

Major Changes in FY 2024:

N/A

Description of data:

The level of funding presented is the calculated cost of supporting ACHP's Office of Native American Affairs, a division within ACHP that operates in whole for the benefit of Native Americans.

Description of how funds are expended:

The expending of the funds would be best described as in support of a direct service program for Native Americans, with ACHP's Office of Native American Affairs providing services that includes advising the ACHP leadership and staff on policy and program matters related to Native American issues, and offering technical assistance and outreach for tribal and Native Hawaiian Organization consultation under the Section 106 review process.

Alyce Spotted Bear and Walter Soboleff Commission on Native Children – Study of programs that serve Tribal children

Program Category: Housing and community development

Annual Budget and Appropriations (dollars in millions)											
2022 Budget		2022 Enacted		2023 Budget		2023 Enacted				2024 Budget	
Disc.	Mand.	Disc.	Mand.	Disc.	Mand.	Disc.	Mand.	Disaster Supp.	Advance Approps. for 2024	Disc.	Mand.
\$-	\$-	\$0.2	\$-	\$-	\$-	\$0.5	\$-	\$-	\$-	\$-	\$-

Bipartisan Infrastructure Law (BIL) (dollars in millions)									
2022 Actual Obligations		2023 Planned Obligations		2024 Planned Obligations		2025+outyears Planned Obligations		Totals	
Disc.	Mand.	Disc.	Mand.	Disc.	Mand.	Disc.	Mand.	Disc.	Mand.
\$-	\$-	\$-	\$-	\$-	\$-	\$-	\$-	\$-	\$-

Inflation Reduction Act (IRA) (dollars in millions)					
2022 Actual Obligations	2023 Planned Obligations		2024 Planned Obligations	2025+outyears Planned Obligations	Total
\$-	\$-	\$-	\$-	\$-	\$-

Major Changes in FY 2024:

The 2024 Budget does not propose additional funding for the Commission on Native Children given the availability of existing resources for this temporary Commission.

Description of data:

The Alyce Spotted Bear and Walter Soboleff Commission on Native Children was established by Public Law 114-244 to conduct a comprehensive study of Federal, State, local, and tribal programs that serve Native children, and to make recommendations on ways those programs can be improved. The Commission receives support from federal agencies including the Department of the Interior (DOI), and utilizes available resources for its ongoing activities. The Commission will terminate 90 days after it submits the required comprehensive report, which is due 5 years after Commission members are appointed. The original deadline of 3 years was extended to 5 years with P.L. 117-41 (enacted September 2021).

The Commission was housed and funded under DOJ from its creation in 2016 through 2018. The 2020 Interior appropriations bill made it independent; DOI provides the Commission with administrative support.

Description of how funds are expended:

Direct implementation activities

Army Corps of Engineers – Tribal Partnership Program

Program Category: Other

Annual Budget and Appropriations (dollars in millions)											
2022 Budget		2022 Enacted		2023 Budget		2023 Enacted				2024 Budget	
Disc.	Mand.	Disc.	Mand.	Disc.	Mand.	Disc.	Mand.	Disaster Supp.	Advance Approps. for 2024	Disc.	Mand.
\$0.2	\$-	\$13.4	\$-	\$0.5	\$-	\$11.2	\$-	\$-	\$-	\$13.0	\$-

Bipartisan Infrastructure Law (BIL) (dollars in millions)									
2022 Actual Obligations		2023 Planned Obligations		2024 Planned Obligations		2025+outyears Planned Obligations		Totals	
Disc.	Mand.	Disc.	Mand.	Disc.	Mand.	Disc.	Mand.	Disc.	Mand.
\$-	\$-	\$-	\$-	\$-	\$-	\$-	\$-	\$-	\$-

Inflation Reduction Act (IRA) (dollars in millions)					
2022 Actual Obligations	2023 Planned Obligations		2024 Planned Obligations	2025+outyears Planned Obligations	Total
\$-	\$-	\$-	\$-	\$-	\$-

Major Changes in FY 2024:

None.

Description of data:

Annual funding is determined based on the number of current and anticipated projects with cost-sharing agreements and in consideration of prior year balances.

Description of how funds are expended:

Tribal Partnership Program: Annual funding and prior year appropriations will be used, in conjunction with the Tribe's cost-share, to continue and complete work on feasibility studies, watershed assessments and technical assistance with signed cost-sharing agreements, including termination of negative activities where appropriate; to develop, negotiate and execute cost-sharing agreements for new feasibility studies and/or watershed assessments; and for program coordination. The Tribe is generally responsible for 50 percent of the costs of all feasibility studies, 25 percent of the costs of all watershed studies with the exception of a \$665,000 waiver for Federally recognized Tribes that is subject to an annual inflation adjustment (Section 1156 of WRDA 86, as amended). Technical assistance studies with Tribes are 100% federally funded. If a feasibility study identifies a project for construction, the Army Corps and Tribe can agree to cost-share the preconstruction engineering and design phase and complete sufficient design to award the first construction contract. Upon completion of design, the Army Corps and Tribe can agree to cost-share construction of the project. All projects funded under the Tribal Partnership Program must not exceed \$26 million Federal share Regular Program: For projects anticipated to exceed \$26 million, design and construction are funded individually in the Budget and congressional authorization is required prior to initiation of construction.

Army Corps of Engineers – Tribal Fishing Access

Program Category: Other

Annual Budget and Appropriations (dollars in millions)											
2022 Budget		2022 Enacted		2023 Budget		2023 Enacted				2024 Budget	
Disc.	Mand.	Disc.	Mand.	Disc.	Mand.	Disc.	Mand.	Disaster Supp.	Advance Approps. for 2024	Disc.	Mand.
\$57.5	\$-	\$75.4	\$-	\$56.6	\$-	\$64.3	\$-	\$-	\$-	\$58.1	\$-

Bipartisan Infrastructure Law (BIL) (dollars in millions)									
2022 Actual Obligations		2023 Planned Obligations		2024 Planned Obligations		2025+outyears Planned Obligations		Totals	
Disc.	Mand.	Disc.	Mand.	Disc.	Mand.	Disc.	Mand.	Disc.	Mand.
\$33.2	\$-	\$-	\$-	\$14.4	\$-	\$-	\$-	\$47.6	\$-

Inflation Reduction Act (IRA) (dollars in millions)					
2022 Actual Obligations	2023 Planned Obligations		2024 Planned Obligations	2025+outyears Planned Obligations	Total
\$-	\$-	\$-	\$-	\$-	\$-

Major Changes in FY 2024:

None.

Description of data:

Annual funding is determined based on the assessment of current and anticipated operation and maintenance activities at projects that support access by Native American Tribes to their legally recognized historic fishing areas. The funds included in the Budget and the Corps annual work plan (for annual appropriations) are financed from the Harbor Maintenance Trust Fund.

Description of how funds are expended:

Annual funding and prior year appropriations will be used to fund operation and maintenance activities, primarily dredging, at projects that support access by Native American Tribes to their legally recognized historic fishing areas. These projects are located in Alaska and Washington.

Corporation for National and Community Service – AmeriCorps Seniors

Program Category: Other

Annual Budget and Appropriations (dollars in millions)											
2022 Budget		2022 Enacted		2023 Budget		2023 Enacted				2024 Budget	
Disc.	Mand.	Disc.	Mand.	Disc.	Mand.	Disc.	Mand.	Disaster Supp.	Advance Approps. for 2024	Disc.	Mand.
\$1.5	\$-	\$1.5	\$-	\$1.5	\$-	\$1.5	\$-	\$-	\$-	\$1.5	\$-

Bipartisan Infrastructure Law (BIL) (dollars in millions)									
2022 Actual Obligations		2023 Planned Obligations		2024 Planned Obligations		2025+outyears Planned Obligations		Totals	
Disc.	Mand.	Disc.	Mand.	Disc.	Mand.	Disc.	Mand.	Disc.	Mand.
\$-	\$-	\$-	\$-	\$-	\$-	\$-	\$-	\$-	\$-

Inflation Reduction Act (IRA) (dollars in millions)					
2022 Actual Obligations	2023 Planned Obligations		2024 Planned Obligations	2025+outyears Planned Obligations	Total
\$-	\$-	\$-	\$-	\$-	\$-

Major Changes in FY 2024:

In FY 2023, AmeriCorps Seniors opened a funding opportunity for Native Nations and Indigenous Elders, and at the time of this report final, funding decisions have not been determined. It is expected that 6-9 awards will be made awarding approximately \$5 million in funds. Those awards will carry forward into FY 2024.

Description of data:

For the Senior Corps programs (now doing business as AmeriCorps Seniors), AmeriCorps is able to provide funding to Native Nations as well as organizations that support Native Nations and Indigenous Elders. AmeriCorps Seniors does not have a statutory requirement to set aside funding specifically for these groups, but in FY 2023 a strategic decision was made to open a focus funding opportunity to deepen our impact in this area. The anticipated investment is \$5 million over three years.

Description of how funds are expended:

For our AmeriCorps Seniors program, funding is provided directly to federally-recognized Tribes in the form of grants.

Corporation for National and Community Service – AmeriCorps State and National

Program Category: Other

Annual Budget and Appropriations (dollars in millions)											
2022 Budget		2022 Enacted		2023 Budget		2023 Enacted				2024 Budget	
Disc.	Mand.	Disc.	Mand.	Disc.	Mand.	Disc.	Mand.	Disaster Supp.	Advance Approps. for 2024	Disc.	Mand.
\$5.7	\$-	\$3.5	\$-	\$5.7	\$-	\$5.2	\$-	\$-	\$-	\$6.2	\$-

Bipartisan Infrastructure Law (BIL) (dollars in millions)									
2022 Actual Obligations		2023 Planned Obligations		2024 Planned Obligations		2025+outyears Planned Obligations		Totals	
Disc.	Mand.	Disc.	Mand.	Disc.	Mand.	Disc.	Mand.	Disc.	Mand.
\$-	\$-	\$-	\$-	\$-	\$-	\$-	\$-	\$-	\$-

Inflation Reduction Act (IRA) (dollars in millions)					
2022 Actual Obligations	2023 Planned Obligations		2024 Planned Obligations	2025+outyears Planned Obligations	Total
\$-	\$-	\$-	\$-	\$-	\$-

Major Changes in FY 2024:

In FY 2021, AmeriCorps reestablished the Committee on Native American Affairs. This cross agency working group established an internal Native American Affairs Action Plan, which reaffirms our agency's obligation to honor our federal trust responsibility. The Action Plan established three main goals and put forth more than 60 action items for the agency to prioritize. While there are not specific plans to increase funding, through the extensive work of the Committee, we expect positive growth in funding and programming across Indian Country in FY 2023 and FY 2024.

Description of data:

For our AmeriCorps State & National program, our authorizing legislation requires us to track and report grant funding awarded directly to federally-recognized tribes as defined in the legislation.

AmeriCorps State and National determines the level of available funding for Native American and Alaska Native Tribes based on its statutory 1% set aside for Tribes.

Description of how funds are expended:

For our AmeriCorps State & National program, funding is provided directly to federally-recognized Tribes in the form of grants.

Corporation for National and Community Service – AmeriCorps Volunteers in Service to America (VISTA)

Program Category: Other

Annual Budget and Appropriations (dollars in millions)											
2022 Budget		2022 Enacted		2023 Budget		2023 Enacted				2024 Budget	
Disc.	Mand.	Disc.	Mand.	Disc.	Mand.	Disc.	Mand.	Disaster Supp.	Advance Approps. for 2024	Disc.	Mand.
\$1.1	\$-	\$1.1	\$-	\$1.1	\$-	\$1.1	\$-	\$-	\$-	\$1.1	\$-

Bipartisan Infrastructure Law (BIL) (dollars in millions)									
2022 Actual Obligations		2023 Planned Obligations		2024 Planned Obligations		2025+outyears Planned Obligations		Totals	
Disc.	Mand.	Disc.	Mand.	Disc.	Mand.	Disc.	Mand.	Disc.	Mand.
\$-	\$-	\$-	\$-	\$-	\$-	\$-	\$-	\$-	\$-

Inflation Reduction Act (IRA) (dollars in millions)					
2022 Actual Obligations	2023 Planned Obligations		2024 Planned Obligations	2025+outyears Planned Obligations	Total
\$-	\$-	\$-	\$-	\$-	\$-

Major Changes in FY 2024:

For FY 2024, VISTA is not projecting a major change in our investment and programs. VISTA programs are designed to be three years in scope; therefore, we are projecting that we will continue our FY 2022 investments (approx. 80 members).

Description of data:

For AmeriCorps VISTA, our available data allows us to also report on the funding associated with the human resources (VISTA members) that we provide to organizations that self-report as tribal or that have tribal communities as their sole target population. Based on these methodologies, the funding values we report do not represent our agency's full investment in tribal communities as defined in the crosscut (which allows for the inclusion of "funding for programs and activities whose primary intent may not be to support or benefit Indian Country").

Description of how funds are expended:

For AmeriCorps VISTA, funds are expended to support the human resources (VISTA members) that we provide to organizations that self-report as tribal or that have tribal communities as their sole target population.

Denali Commission – Denali Commission Grant Funding

Program Category: Other

Annual Budget and Appropriations (dollars in millions)											
2022 Budget		2022 Enacted		2023 Budget		2023 Enacted				2024 Budget	
Disc.	Mand.	Disc.	Mand.	Disc.	Mand.	Disc.	Mand.	Disaster Supp.	Advance Approps. for 2024	Disc.	Mand.
\$18.1	\$-	\$18.2	\$-	\$18.6	\$-	\$20.5	\$-	\$-	\$-	\$20.0	\$-

Bipartisan Infrastructure Law (BIL) (dollars in millions)									
2022 Actual Obligations		2023 Planned Obligations		2024 Planned Obligations		2025+outyears Planned Obligations		Totals	
Disc.	Mand.	Disc.	Mand.	Disc.	Mand.	Disc.	Mand.	Disc.	Mand.
\$4.0	\$-	\$25.2	\$-	\$15.3	\$-	\$30.5	\$-	\$75.0	\$-

Inflation Reduction Act (IRA) (dollars in millions)					
2022 Actual Obligations	2023 Planned Obligations		2024 Planned Obligations	2025+outyears Planned Obligations	Total
\$-	\$-	\$-	\$-	\$-	\$-

Major Changes in FY 2024:

No change in strategy as the commission has always invested in rural Alaskan communities which impacts Alaska Native individuals and Alaska Native interests.

Description of data:

For all fiscal years Enacted, all of the funding for the agency is considered related to Native Alaskan Tribes, communities, and individuals, as Native Alaska villages are the primary recipients and/or beneficiaries of the Denali Commission's need-based grant awards. The Denali Commission is an independent federal agency focusing on the development of basic infrastructure, economic development, and workforce training needs for rural Alaska in collaboration with federal, state, local, tribal, and private partners.

Description of how funds are expended:

After paying administrative expenses all our funds are expended to support rural Alaskan projects in the following categories: Energy and Bulk Fuel, Housing, Village Infrastructure, Transportation, Sanitation, Health Facilities, Broadband and Workforce/Economic Development.

Department of Agriculture – Farm Service Agency (FSA) Native American Loans - Loan Level [Non-Add] - Indian Land Acquisition and Indian Highly Fractionated Land

Program Category: Agriculture

Annual Budget and Appropriations (dollars in millions)											
2022 Budget		2022 Enacted		2023 Budget		2023 Enacted				2024 Budget	
Disc.	Mand.	Disc.	Mand.	Disc.	Mand.	Disc.	Mand.	Disaster Supp.	Advance Approps. for 2024	Disc.	Mand.
\$[25.0]	\$[-]	\$[25.0]	\$[-]	\$[25.0]	\$[-]	\$[-]	\$[-]	\$[-]	\$[-]	\$[25.0]	\$[-]

Bipartisan Infrastructure Law (BIL) (dollars in millions)									
2022 Actual Obligations		2023 Planned Obligations		2024 Planned Obligations		2025+outyears Planned Obligations		Totals	
Disc.	Mand.	Disc.	Mand.	Disc.	Mand.	Disc.	Mand.	Disc.	Mand.
\$[-]	\$[-]	\$[-]	\$[-]	\$[-]	\$[-]	\$[-]	\$[-]	\$[-]	\$[-]

Inflation Reduction Act (IRA) (dollars in millions)						
2022 Actual Obligations		2023 Planned Obligations		2024 Planned Obligations	2025+outyears Planned Obligations	Total
\$[-]		\$[-]		\$[-]	\$[-]	\$[-]

Major Changes in FY 2024:

The FY 2023 enacted loan level continues at the loan level proposed for FY 2024, which is the same as authorized in the FY 2022 appropriations bill.

Description of data:

For Indian Land Acquisition Loans and Indian Highly Fractionated land loans, funding levels reported reflect program levels as specified in enacted legislation. Only the Native American population is eligible for these loans.

Description of how funds are expended:

Indian land acquisition loans are available to Native American Tribes for purchasing privately held lands within their respective reservations-boundaries. Loan funds may be used to pay expenses incidental to the purchase of the land, but not for land development.

Highly fractionated Indian land loans are available to Tribes and Tribal members through intermediary financial institutions.

Department of Agriculture – Food and Nutrition Service (FNS) Child Nutrition Programs*Program Category: Other*

Annual Budget and Appropriations (dollars in millions)											
2022 Budget		2022 Enacted		2023 Budget		2023 Enacted				2024 Budget	
Disc.	Mand.	Disc.	Mand.	Disc.	Mand.	Disc.	Mand.	Disaster Supp.	Advance Approps. for 2024	Disc.	Mand.
\$-	\$818.0	\$-	\$820.0	\$-	\$651.0	\$-	\$648.0	\$-	\$-	\$-	\$729.0

Bipartisan Infrastructure Law (BIL) (dollars in millions)									
2022 Actual Obligations		2023 Planned Obligations		2024 Planned Obligations		2025+outyears Planned Obligations		Totals	
Disc.	Mand.	Disc.	Mand.	Disc.	Mand.	Disc.	Mand.	Disc.	Mand.
\$-	\$-	\$-	\$-	\$-	\$-	\$-	\$-	\$-	\$-

Inflation Reduction Act (IRA) (dollars in millions)									
2022 Actual Obligations		2023 Planned Obligations		2024 Planned Obligations		2025+outyears Planned Obligations		Total	
\$-	\$-	\$-	\$-	\$-	\$-	\$-	\$-	\$-	\$-

Major Changes in FY 2024:

Section 502(b) of the Consolidated Appropriations Act, 2023 (P.L. 117-328), established a new permanent Summer Electronic Benefit Transfer Program for Children (Summer EBT) under Section 13A of the Richard B. Russell National School Lunch Act. Beginning in summer 2024, States will be able to provide an EBT benefit to school children in low-income families equal to \$40 per summer month, indexed to the Thrifty Food Plan, to purchase groceries at authorized retailers. Likewise, Indian Tribal Organizations who operate the WIC program may provide Summer EBT benefits to children that may be redeemed at authorized WIC retailers. This new legislation is expected to have a significant and permanent impact on the Nation's ability to meet the nutritional needs of children during the summer. No major changes in the other Child Nutrition Programs.

The Consolidated Appropriations Act, 2023 (P.L. 117-328) also established authority under Section 13A(d) of Richard B. Russell School Lunch Act for Federal reimbursement to States and Indian Tribal Organizations (ITO) for 50 percent of the administrative expenses incurred in operating Summer EBT.

Pandemic Electronic Transfer Funding (P-EBT) is not included in this crosscut.

Description of data:

The level of funding is estimated by using historical data as well as current National Data Bank reports.

Description of how funds are expended:

The Child Nutrition Programs provide reimbursement to State and local governments for nutritious meals and snacks served to children in schools, childcare institutions, summer sites and after school care programs. CACFP also supports meal service in adult day care centers. Through the Summer Electronic Benefit

Transfer Program for Children (Summer EBT), States will be able to provide an EBT benefit to school children in low-income families equal to \$40 per summer month, indexed to the Thrifty Food Plan, to purchase groceries at authorized retailers beginning in the Summer of 2024. Likewise, Indian Tribal Organizations who operate the WIC program may provide Summer EBT benefits to children that may be redeemed at authorized WIC retailers.

Department of Agriculture – Food and Nutrition Service (FNS) Food Distribution Program on Indian Reservations (FDPIR)

Program Category: Other

Annual Budget and Appropriations (dollars in millions)											
2022 Budget		2022 Enacted		2023 Budget		2023 Enacted				2024 Budget	
Disc.	Mand.	Disc.	Mand.	Disc.	Mand.	Disc.	Mand.	Disaster Supp.	Advance Approps. for 2024	Disc.	Mand.
\$4.0	\$126.0	\$4.0	\$126.0	\$4.0	\$145.0	\$4	\$162.0	\$-	\$-	\$6.0	\$165.0

Bipartisan Infrastructure Law (BIL) (dollars in millions)									
2022 Actual Obligations		2023 Planned Obligations		2024 Planned Obligations		2025+outyears Planned Obligations		Totals	
Disc.	Mand.	Disc.	Mand.	Disc.	Mand.	Disc.	Mand.	Disc.	Mand.
\$-	\$-	\$-	\$-	\$-	\$-	\$-	\$-	\$-	\$-

Inflation Reduction Act (IRA) (dollars in millions)									
2022 Actual Obligations		2023 Planned Obligations		2024 Planned Obligations		2025+outyears Planned Obligations		Total	
	\$-		\$-		\$-		\$-		\$-

Major Changes in FY 2024:

There are no major changes in the regular program. However, the FY 2024 Budget request for FDPIR includes an increase of \$2 million in additional funding for Self Determination Demonstration Projects as authorized by section 4003(b) of the Agriculture Improvement Act of 2018.

Description of data:

FDPIR funding is based on projections of participation as well as projected commodity food package and administrative costs. Approximately \$1 million is provided in legislation for discretionary grants to Indian Tribal Organizations (ITOs) for Nutrition Education. Funding is also provided to ITOs for FDPIR Self Determination Demonstration Projects.

Description of how funds are expended:

FDPIR administrative funds are used by ITOs or an agency of the State government to operate a food distribution program for income-eligible households residing on Indian reservations or designated service areas near reservations or in Oklahoma who prefer USDA Foods to SNAP benefits. FDPIR commodity funds are used by USDA to purchase commodities for the program. Participating households receive a monthly food package to help maintain a nutritionally balanced diet.

FDPIR Nutrition Education Grants can be used by ITOs to conduct special nutrition education activities. Nutrition education activities may also be funded through the regular FDPIR administrative funds.

The demonstration project allows for FNS to enter self-determination contracts with Tribes to purchase food for distribution to their FDPIR participants in lieu of USDA purchasing the food.

Department of Agriculture – Food and Nutrition Service (FNS) Special Supplemental Nutrition Program for Women, Infants and Children (WIC)

Program Category: Other

Annual Budget and Appropriations (dollars in millions)											
2022 Budget		2022 Enacted		2023 Budget		2023 Enacted				2024 Budget	
Disc.	Mand.	Disc.	Mand.	Disc.	Mand.	Disc.	Mand.	Disaster Supp.	Advance Approps. for 2024	Disc.	Mand.
\$131.0	\$-	\$131.0	\$-	\$131.0	\$-	\$131	\$-	\$-	\$-	\$138.0	\$-

Bipartisan Infrastructure Law (BIL) (dollars in millions)									
2022 Actual Obligations		2023 Planned Obligations		2024 Planned Obligations		2025+outyears Planned Obligations		Totals	
Disc.	Mand.	Disc.	Mand.	Disc.	Mand.	Disc.	Mand.	Disc.	Mand.
\$-	\$-	\$-	\$-	\$-	\$-	\$-	\$-	\$-	\$-

Inflation Reduction Act (IRA) (dollars in millions)					
2022 Actual Obligations	2023 Planned Obligations		2024 Planned Obligations	2025+outyears Planned Obligations	Total
\$-	\$-	\$-	\$-	\$-	\$-

Major Changes in FY 2024:

No major changes in the program.

Description of data:

The level of funding is estimated by using historical characteristics data to determine the percentage of the service population.

Description of how funds are expended:

WIC provides nutritious supplemental foods, nutrition education, breastfeeding promotion and support, and health care referrals at no cost to low-income pregnant, postpartum, and breast-feeding women, to infants, and to children up to their fifth birthday, who are determined by health professionals to be at nutritional risk.

FNS makes funds available to participating State health agencies and Indian Tribal Organizations (ITOs) that, in turn, distribute the funds to participating local agencies. State and local agencies use WIC funds to pay for specified nutrition services and administration costs, including the cost of nutrition assessments, blood tests for anemia, nutrition education, breastfeeding promotion and health care referrals.

Department of Agriculture – Food and Nutrition Service (FNS) Supplemental Nutrition Assistance Program (SNAP)

Program Category: Other

Annual Budget and Appropriations (dollars in millions)											
2022 Budget		2022 Enacted		2023 Budget		2023 Enacted				2024 Budget	
Disc.	Mand.	Disc.	Mand.	Disc.	Mand.	Disc.	Mand.	Disaster Supp.	Advance Approps. for 2024	Disc.	Mand.
\$-	\$2,158.0	\$-	\$2,181.0	\$-	\$2,232.0	\$-	\$2,438.0	\$-	\$-	\$-	\$2,494.0

Bipartisan Infrastructure Law (BIL) (dollars in millions)									
2022 Actual Obligations		2023 Planned Obligations		2024 Planned Obligations		2025+outyears Planned Obligations		Totals	
Disc.	Mand.	Disc.	Mand.	Disc.	Mand.	Disc.	Mand.	Disc.	Mand.
\$-	\$-	\$-	\$-	\$-	\$-	\$-	\$-	\$-	\$-

Inflation Reduction Act (IRA) (dollars in millions)					
2022 Actual Obligations	2023 Planned Obligations		2024 Planned Obligations	2025+outyears Planned Obligations	Total
\$-	\$-	\$-	\$-	\$-	\$-

Major Changes in FY 2024:

No major changes in the regular program funding.

Description of data:

The level of funding is an estimate of SNAP Electronic Benefit Transfer (EBT) benefits that go directly to Native American households throughout the country using historical data as well as current National Data Bank reports.

Description of how funds are expended:

SNAP issues benefits directly to participants each month through use of an Electronic Benefit Transfer (EBT) card. Benefits are redeemable for food at authorized retail stores. Eligibility and allotment amounts are based on household size, income, and expenses and several other factors. Native Americans that qualify for food assistance may participate in either SNAP or FDPIR, but not both, in a given month. Some SNAP participants do live on tribal lands.

Department of Agriculture – Natural Resources Conservation Service (NRCS) Agricultural Management Assistance Program

Program Category: Natural resources and environment

Annual Budget and Appropriations (dollars in millions)											
2022 Budget		2022 Enacted		2023 Budget		2023 Enacted				2024 Budget	
Disc.	Mand.	Disc.	Mand.	Disc.	Mand.	Disc.	Mand.	Disaster Supp.	Advance Approps. for 2024	Disc.	Mand.
\$-	\$0.5	\$-	\$0.5	\$-	\$1.0	\$-	\$0.5	\$-	\$-	\$-	\$0.5

Bipartisan Infrastructure Law (BIL) (dollars in millions)									
2022 Actual Obligations		2023 Planned Obligations		2024 Planned Obligations		2025+outyears Planned Obligations		Totals	
Disc.	Mand.	Disc.	Mand.	Disc.	Mand.	Disc.	Mand.	Disc.	Mand.
\$-	\$-	\$-	\$-	\$-	\$-	\$-	\$-	\$-	\$-

Inflation Reduction Act (IRA) (dollars in millions)					
2022 Actual Obligations	2023 Planned Obligations		2024 Planned Obligations	2025+outyears Planned Obligations	Total
\$-	\$-	\$-	\$-	\$-	\$-

Major Changes in FY 2024:

No change.

Description of data:

The data provided reflects financial assistance obligations, on contracts where the participant has labeled himself/herself as American Indian/Alaska Native.

Description of how funds are expended:

The funds are provided directly to the individual(s) on the contract.

Department of Agriculture – Natural Resources Conservation Service (NRCS) Conservation Stewardship Program*Program Category: Natural resources and environment*

Annual Budget and Appropriations (dollars in millions)											
2022 Budget		2022 Enacted		2023 Budget		2023 Enacted				2024 Budget	
Disc.	Mand.	Disc.	Mand.	Disc.	Mand.	Disc.	Mand.	Disaster Supp.	Advance Approps. for 2024	Disc.	Mand.
\$-	\$12.0	\$-	\$22.4	\$-	\$12.0	\$-	\$12.0	\$-	\$-	\$-	\$12.0

Bipartisan Infrastructure Law (BIL) (dollars in millions)									
2022 Actual Obligations		2023 Planned Obligations		2024 Planned Obligations		2025+outyears Planned Obligations		Totals	
Disc.	Mand.	Disc.	Mand.	Disc.	Mand.	Disc.	Mand.	Disc.	Mand.
\$-	\$-	\$-	\$-	\$-	\$-	\$-	\$-	\$-	\$-

Inflation Reduction Act (IRA) (dollars in millions)					
2022 Actual Obligations	2023 Planned Obligations		2024 Planned Obligations	2025+outyears Planned Obligations	Total
\$-	\$2.5		\$5.0	\$25.0	\$32.5

Major Changes in FY 2024:

No change.

Description of data:

The data provided reflects financial assistance on contracts based on the participant labeling himself/herself as American Indian/Alaska Native. The agency estimates a proportional increase in IRA program participation.

Description of how funds are expended:

The funds are provided directly to the individual(s) on the contract. Participation is voluntary in the agency programs - outreach is performed to increase participation.

Department of Agriculture – Natural Resources Conservation Service (NRCS) Emergency Watershed Protection Program

Program Category: Natural resources and environment

Annual Budget and Appropriations (dollars in millions)											
2022 Budget		2022 Enacted		2023 Budget		2023 Enacted				2024 Budget	
Disc.	Mand.	Disc.	Mand.	Disc.	Mand.	Disc.	Mand.	Disaster Supp.	Advance Approps. for 2024	Disc.	Mand.
\$3.0	\$-	\$3.0	\$-	\$3.0	\$-	\$4	\$-	\$3.0	\$-	\$-	\$-

Bipartisan Infrastructure Law (BIL) (dollars in millions)									
2022 Actual Obligations		2023 Planned Obligations		2024 Planned Obligations		2025+outyears Planned Obligations		Totals	
Disc.	Mand.	Disc.	Mand.	Disc.	Mand.	Disc.	Mand.	Disc.	Mand.
\$25.0	\$-	\$8.0	\$-	\$5.0	\$-	\$-	\$-	\$38.0	\$-

Inflation Reduction Act (IRA) (dollars in millions)				
2022 Actual Obligations	2023 Planned Obligations	2024 Planned Obligations	2025+outyears Planned Obligations	Total
\$-	\$-	\$-	\$-	\$-

Major Changes in FY 2024:

Change in projection related to program funding not requested in FY24.

Description of data:

The data provided reflects financial assistance obligations, on contracts where the project benefits will go directly to American Indians/Alaska Natives. The reason for year to year changes is based on the number of requests that are received for tribal projects. That number varies from year to year. However, in 2022 based on the levels of funding provided by BIL (IIJA) the agency set aside funding and had specific targets for Tribal WFPO projects.

Description of how funds are expended:

The funds are provided directly to the Sponsors on the contract.

Department of Agriculture – Natural Resources Conservation Service (NRCS) Environmental Quality Incentives Program*Program Category: Natural resources and environment*

Annual Budget and Appropriations (dollars in millions)											
2022 Budget		2022 Enacted		2023 Budget		2023 Enacted				2024 Budget	
Disc.	Mand.	Disc.	Mand.	Disc.	Mand.	Disc.	Mand.	Disaster Supp.	Advance Approps. for 2024	Disc.	Mand.
\$-	\$40.0	\$-	\$43.0	\$-	\$40.0	\$-	\$40.0	\$-	\$-	\$-	\$40.0

Bipartisan Infrastructure Law (BIL) (dollars in millions)									
2022 Actual Obligations		2023 Planned Obligations		2024 Planned Obligations		2025+outyears Planned Obligations		Totals	
Disc.	Mand.	Disc.	Mand.	Disc.	Mand.	Disc.	Mand.	Disc.	Mand.
\$-	\$-	\$-	\$-	\$-	\$-	\$-	\$-	\$-	\$-

Inflation Reduction Act (IRA) (dollars in millions)					
2022 Actual Obligations	2023 Planned Obligations		2024 Planned Obligations	2025+outyears Planned Obligations	Total
\$-	\$5.0		\$35.0	\$129.0	\$169.0

Major Changes in FY 2024:

No change.

Description of data:

The data provided reflects financial assistance on contracts based on the participant labeling himself/herself as American Indian/Alaska Native. The agency estimates a proportional increase in IRA program participation.

Description of how funds are expended:

The funds are provided directly to the individual(s) on the contract.

Department of Agriculture – Natural Resources Conservation Service (NRCS) Regional Conservation Partnership Program*Program Category: Natural resources and environment*

Annual Budget and Appropriations (dollars in millions)											
2022 Budget		2022 Enacted		2023 Budget		2023 Enacted				2024 Budget	
Disc.	Mand.	Disc.	Mand.	Disc.	Mand.	Disc.	Mand.	Disaster Supp.	Advance Approps. for 2024	Disc.	Mand.
\$-	\$3.0	\$-	\$3.0	\$-	\$3.0	\$-	\$3.0	\$-	\$-	\$-	\$3.0

Bipartisan Infrastructure Law (BIL) (dollars in millions)									
2022 Actual Obligations		2023 Planned Obligations		2024 Planned Obligations		2025+outyears Planned Obligations		Totals	
Disc.	Mand.	Disc.	Mand.	Disc.	Mand.	Disc.	Mand.	Disc.	Mand.
\$-	\$-	\$-	\$-	\$-	\$-	\$-	\$-	\$-	\$-

Inflation Reduction Act (IRA) (dollars in millions)				
2022 Actual Obligations	2023 Planned Obligations	2024 Planned Obligations	2025+outyears Planned Obligations	Total
\$-	\$2.5	\$8.0	\$39.0	\$49.5

Major Changes in FY 2024:

No change.

Description of data:

The data provided reflects financial assistance on contracts based on the participant labeling himself/herself as American Indian/Alaska Native. The agency estimates a proportional increase in IRA program participation.

Description of how funds are expended:

The funds are provided directly to the individual(s) on the contract.

Department of Agriculture – Natural Resources Conservation Service (NRCS) Watershed and Flood Prevention Operations*Program Category: Natural resources and environment*

Annual Budget and Appropriations (dollars in millions)											
2022 Budget		2022 Enacted		2023 Budget		2023 Enacted				2024 Budget	
Disc.	Mand.	Disc.	Mand.	Disc.	Mand.	Disc.	Mand.	Disaster Supp.	Advance Approps. for 2024	Disc.	Mand.
\$3.0	\$-	\$3.0	\$-	\$3.0	\$-	\$5	\$-	\$-	\$-	\$6.0	\$-

Bipartisan Infrastructure Law (BIL) (dollars in millions)									
2022 Actual Obligations		2023 Planned Obligations		2024 Planned Obligations		2025+outyears Planned Obligations		Totals	
Disc.	Mand.	Disc.	Mand.	Disc.	Mand.	Disc.	Mand.	Disc.	Mand.
\$57.0	\$-	\$23.0	\$-	\$5.0	\$-	\$5.0	\$-	\$90.0	\$-

Inflation Reduction Act (IRA) (dollars in millions)					
2022 Actual Obligations	2023 Planned Obligations		2024 Planned Obligations	2025+outyears Planned Obligations	Total
\$-	\$-	\$-	\$-	\$-	\$-

Major Changes in FY 2024:

An projected upward change in the number of requests for tribal WFPO assistance is a performance target and is reflected by the additional funding request in FY24.

Description of data:

The data provided reflects financial assistance on contracts where the project benefits will go directly to American Indians/Alaska Natives.

Description of how funds are expended:

The funds are provided directly to the Sponsors on the contract. Explanation of year-to-year changes: The reason for the changes is mainly based on the number of requests that are received for tribal projects. That number varies from year to year. However, in 2022 based on the levels of funding provided by BIL (IIJA) the agency set aside funding and had specific targets for Tribal WFPO projects.

Department of Agriculture – Natural Resources Conservation Service (NRCS) Watershed Rehabilitation

Program Category: Natural resources and environment

Annual Budget and Appropriations (dollars in millions)											
2022 Budget		2022 Enacted		2023 Budget		2023 Enacted				2024 Budget	
Disc.	Mand.	Disc.	Mand.	Disc.	Mand.	Disc.	Mand.	Disaster Supp.	Advance Approps. for 2024	Disc.	Mand.
\$-	\$-	\$-	\$-	\$-	\$-	\$-	\$-	\$-	\$-	\$-	\$-

Bipartisan Infrastructure Law (BIL) (dollars in millions)									
2022 Actual Obligations		2023 Planned Obligations		2024 Planned Obligations		2025+outyears Planned Obligations		Totals	
Disc.	Mand.	Disc.	Mand.	Disc.	Mand.	Disc.	Mand.	Disc.	Mand.
\$1.0	\$-	\$1.0	\$-	\$-	\$-	\$-	\$-	\$2.0	\$-

Inflation Reduction Act (IRA) (dollars in millions)				
2022 Actual Obligations	2023 Planned Obligations	2024 Planned Obligations	2025+outyears Planned Obligations	Total
\$-	\$-	\$-	\$-	\$-

Major Changes in FY 2024:

No Change

Description of data:

The data provided reflects financial assistance obligations, on contracts where the project benefits will go directly to American Indians/Alaska Natives. The reason for year to year changes is based on the number of requests that are received for tribal projects. That number varies from year to year. However, in 2022 based on the levels of funding provided by BIL (IIJA) the agency set aside funding and had specific targets for Tribal WFPO projects.

Description of how funds are expended:

The funds are provided directly to the Sponsors on the contract.

Department of Agriculture – All Other USDA Animal and Plant Health Inspection Service (APHIS)*Program Category: Agriculture*

Annual Budget and Appropriations (dollars in millions)											
2022 Budget		2022 Enacted		2023 Budget		2023 Enacted				2024 Budget	
Disc.	Mand.	Disc.	Mand.	Disc.	Mand.	Disc.	Mand.	Disaster Supp.	Advance Approps. for 2024	Disc.	Mand.
\$4.4	\$1.1	\$4.0	\$1.1	\$4.4	\$1.1	\$3.3	\$0.8	\$-	\$-	\$3.4	\$0.8

Bipartisan Infrastructure Law (BIL) (dollars in millions)									
2022 Actual Obligations		2023 Planned Obligations		2024 Planned Obligations		2025+outyears Planned Obligations		Totals	
Disc.	Mand.	Disc.	Mand.	Disc.	Mand.	Disc.	Mand.	Disc.	Mand.
\$-	\$-	\$-	\$-	\$-	\$-	\$-	\$-	\$-	\$-

Inflation Reduction Act (IRA) (dollars in millions)					
2022 Actual Obligations	2023 Planned Obligations		2024 Planned Obligations	2025+outyears Planned Obligations	Total
\$-	\$-	\$-	\$-	\$-	\$-

Major Changes in FY 2024:

FY 2023 Enacted and FY 2024 President's Budget amounts include \$4.1 million and \$4.2 million in funding for the Animal and Plant Health Inspection Service. No major changes are planned for APHIS in FY 2024.

Description of data:

FY 2023 enacted, and FY 2024 President's Budget amounts are \$4.1 million and \$4.2 million, respectively. APHIS develops a work plan and estimated costs for projects with Native American partners. The plan allows the Agency to conduct relevant activities such as testing or treating for animal and plant pests and diseases or provides the funding to our partners to do the work on behalf of the Agency.

Description of how funds are expended:

APHIS provides funding indirectly through cooperative agreements or grants to support Agency activities including animal and plant pest and disease surveillance and response, wildlife damage management activities, spay/neuter clinics, or we conduct the work directly. The Agency also provides a variety of in-kind service through Tribal Outreach and establishing working groups. APHIS also provides funding for youth exposure to agriculture and internships program and funding for a variety of animal and plant activities, such as: surveys for a variety of plant pests; animal disease traceability activities; various wildlife damage management projects including rabies management, and feral swine control and eradication, which protect the environment and Indian lands; education and outreach regarding pest and disease programs; spay and neuter clinics; Plant Protection Act Section 7721 projects; Tribal outreach; Special Emphasis Program activities, and related salaries and travel costs.

Department of Agriculture – All Other USDA Tribal Pandemic Response and Safety Grant Program

Program Category: Agriculture

Annual Budget and Appropriations (dollars in millions)											
2022 Budget		2022 Enacted		2023 Budget		2023 Enacted				2024 Budget	
Disc.	Mand.	Disc.	Mand.	Disc.	Mand.	Disc.	Mand.	Disaster Supp.	Advance Approps. for 2024	Disc.	Mand.
\$-	\$1.0	\$-	\$1.0	\$-	\$-	\$-	\$-	\$-	\$-	\$-	\$-

Bipartisan Infrastructure Law (BIL) (dollars in millions)									
2022 Actual Obligations		2023 Planned Obligations		2024 Planned Obligations		2025+outyears Planned Obligations		Totals	
Disc.	Mand.	Disc.	Mand.	Disc.	Mand.	Disc.	Mand.	Disc.	Mand.
\$-	\$-	\$-	\$-	\$-	\$-	\$-	\$-	\$-	\$-

Inflation Reduction Act (IRA) (dollars in millions)					
2022 Actual Obligations	2023 Planned Obligations		2024 Planned Obligations	2025+outyears Planned Obligations	Total
\$-	\$-	\$-	\$-	\$-	\$-

Major Changes in FY 2024:

No major changes to AMS' Tribal Pandemic Response and Safety Grant Program in FY2024.

Description of data:

AMS received \$1M to administer and operate the Tribal Seafood Pandemic Response and Safety Grant Program.

Description of how funds are expended:

The Tribal Seafood Pandemic Response and Safety (TSPRS) Grant Program provides grants to seafood processors, including at-sea processors and dealers, owned and operated by Federally Recognized Indian Tribes.

Department of Agriculture – Foreign Agricultural Service

Program Category: Agriculture

Annual Budget and Appropriations (dollars in millions)											
2022 Budget		2022 Enacted		2023 Budget		2023 Enacted				2024 Budget	
Disc.	Mand.	Disc.	Mand.	Disc.	Mand.	Disc.	Mand.	Disaster Supp.	Advance Approps. for 2024	Disc.	Mand.
\$-	\$-	\$-	\$1.0	\$-	\$-	\$-	\$1.0	\$-	\$-	\$-	\$1.0

Bipartisan Infrastructure Law (BIL) (dollars in millions)									
2022 Actual Obligations		2023 Planned Obligations		2024 Planned Obligations		2025+outyears Planned Obligations		Totals	
Disc.	Mand.	Disc.	Mand.	Disc.	Mand.	Disc.	Mand.	Disc.	Mand.
\$-	\$-	\$-	\$-	\$-	\$-	\$-	\$-	\$-	\$-

Inflation Reduction Act (IRA) (dollars in millions)				
2022 Actual Obligations	2023 Planned Obligations	2024 Planned Obligations	2025+outyears Planned Obligations	Total
\$-	\$-	\$-	\$-	\$-

Major Changes in FY 2024:

There are no major changes in FY2024, just existing four year agreements that will carry over.

Description of data:

In FY2022, a four year agreement for one tribal scholar will be in place for \$40K (\$10K per year). In FY 2023, another four year agreement will be in place for 3 additional tribal scholars for \$70K (approximately \$6K per person per year).

Description of how funds are expended:

In FY 2022, a four year agreement for one tribal scholar will be in place for \$40k (\$10k per year). In FY 2023, another four year agreement will be in place for 3 additional tribal scholars for \$70k (approximately \$6k per person per year).

Department of Agriculture – Forest Service Business Operations

Program Category: Education and training

Annual Budget and Appropriations (dollars in millions)											
2022 Budget		2022 Enacted		2023 Budget		2023 Enacted				2024 Budget	
Disc.	Mand.	Disc.	Mand.	Disc.	Mand.	Disc.	Mand.	Disaster Supp.	Advance Approps. for 2024	Disc.	Mand.
\$-	\$-	\$-	\$-	\$-	\$-	\$5.1	\$-	\$-	\$-	\$6.2	\$-

Bipartisan Infrastructure Law (BIL) (dollars in millions)									
2022 Actual Obligations		2023 Planned Obligations		2024 Planned Obligations		2025+outyears Planned Obligations		Totals	
Disc.	Mand.	Disc.	Mand.	Disc.	Mand.	Disc.	Mand.	Disc.	Mand.
\$-	\$-	\$-	\$-	\$-	\$-	\$-	\$-	\$-	\$-

Inflation Reduction Act (IRA) (dollars in millions)					
2022 Actual Obligations	2023 Planned Obligations		2024 Planned Obligations	2025+outyears Planned Obligations	Total
\$-	\$-	\$-	\$-	\$-	\$-

Major Changes in FY 2024:

none.

Description of data:

Business Operations - The Forest Service has several grant programs that determine the amount of funding given to Tribes. Each grant program has different criteria consistent with Federal grant rules to award funding.

Description of how funds are expended:

Business Operations - funding supports internships giving Native American students exposure and experience in career fields related to natural resource sciences and land management.

Department of Agriculture – Forest Service Cooperative Forestry

Program Category: Natural resources and environment

Annual Budget and Appropriations (dollars in millions)											
2022 Budget		2022 Enacted		2023 Budget		2023 Enacted				2024 Budget	
Disc.	Mand.	Disc.	Mand.	Disc.	Mand.	Disc.	Mand.	Disaster Supp.	Advance Approps. for 2024	Disc.	Mand.
\$-	\$-	\$-	\$-	\$-	\$-	\$4	\$-	\$-	\$-	\$4.0	\$-

Bipartisan Infrastructure Law (BIL) (dollars in millions)									
2022 Actual Obligations		2023 Planned Obligations		2024 Planned Obligations		2025+outyears Planned Obligations		Totals	
Disc.	Mand.	Disc.	Mand.	Disc.	Mand.	Disc.	Mand.	Disc.	Mand.
\$2.0	\$-	\$4.0	\$-	\$5.8	\$-	\$5.8	\$-	\$17.6	\$-

Inflation Reduction Act (IRA) (dollars in millions)				
2022 Actual Obligations	2023 Planned Obligations	2024 Planned Obligations	2025+outyears Planned Obligations	Total
\$-	\$-	\$-	\$-	\$-

Major Changes in FY 2024:

none.

Description of data:

Cooperative Forestry - The Forest Service identified key Tribal partners and funding allocations were determined through identification of appropriate projects.

Description of how funds are expended:

Cooperative Forestry - Funding will be provided for these programs through the following: 1) firewood banks; and 2) skidder bridges. Both are non-competitive grants to Tribal governments, organizations, or individuals.

Department of Agriculture – Forest Service Ecosystem Management Coordination*Program Category: Natural resources and environment*

Annual Budget and Appropriations (dollars in millions)											
2022 Budget		2022 Enacted		2023 Budget		2023 Enacted				2024 Budget	
Disc.	Mand.	Disc.	Mand.	Disc.	Mand.	Disc.	Mand.	Disaster Supp.	Advance Approps. for 2024	Disc.	Mand.
\$-	\$-	\$1.0	\$-	\$1.1	\$-	\$1.1	\$-	\$-	\$-	\$1.1	\$-

Bipartisan Infrastructure Law (BIL) (dollars in millions)									
2022 Actual Obligations		2023 Planned Obligations		2024 Planned Obligations		2025+outyears Planned Obligations		Totals	
Disc.	Mand.	Disc.	Mand.	Disc.	Mand.	Disc.	Mand.	Disc.	Mand.
\$-	\$-	\$-	\$-	\$-	\$-	\$-	\$-	\$-	\$-

Inflation Reduction Act (IRA) (dollars in millions)				
2022 Actual Obligations	2023 Planned Obligations	2024 Planned Obligations	2025+outyears Planned Obligations	Total
\$-	\$2.0	\$1.0	\$1.0	\$4.0

Major Changes in FY 2024:

Ecosystem Management Coordination - In FY 2024 this program will continue to implement Inflation Reduction Act provisions and to expand work with Tribes.

Description of data:

Ecosystem Management Coordination – This program does not have dedicated Tribal funding. Multiple Forest Service Regions requested approximately \$1 million from the overall program allocation for challenge-cost share agreements and contract instruments for various purposes related to Tribal engagement in Land Management Planning.

Description of how funds are expended:

Ecosystem Management Coordination – Program funding is planned for challenge-cost share agreements and various contract instruments in support of tribal engagement and resource monitoring associated with revision and maintenance of land management plans.

Department of Agriculture – Forest Service Forest Health Protection

Program Category: Natural resources and environment

Annual Budget and Appropriations (dollars in millions)											
2022 Budget		2022 Enacted		2023 Budget		2023 Enacted				2024 Budget	
Disc.	Mand.	Disc.	Mand.	Disc.	Mand.	Disc.	Mand.	Disaster Supp.	Advance Approps. for 2024	Disc.	Mand.
\$-	\$-	\$-	\$-	\$-	\$-	\$0.5	\$-	\$-	\$-	\$-	\$-

Bipartisan Infrastructure Law (BIL) (dollars in millions)									
2022 Actual Obligations		2023 Planned Obligations		2024 Planned Obligations		2025+outyears Planned Obligations		Totals	
Disc.	Mand.	Disc.	Mand.	Disc.	Mand.	Disc.	Mand.	Disc.	Mand.
\$-	\$-	\$-	\$-	\$-	\$-	\$-	\$-	\$-	\$-

Inflation Reduction Act (IRA) (dollars in millions)				
2022 Actual Obligations	2023 Planned Obligations	2024 Planned Obligations	2025+outyears Planned Obligations	Total
\$-	\$-	\$-	\$-	\$-

Major Changes in FY 2024:

none.

Description of data:

Forest Health Protection - Tribal Nations submit proposals to the Bureau of Indian Affairs, which are advanced to the Forest Service for consideration. The Forest Service evaluates these proposals and allocates funds according to criteria and available funding. Funding for selected projects is transferred to the Department of the Interior for allocation.

Description of how funds are expended:

Forest Health Protection - Funds are awarded to carry out treatment activities for the suppression or prevention of forest pest and disease infestations.

Department of Agriculture – Forest Service Forest Management, Range Management and Vegetation Ecology

Program Category: Natural resources and environment

Annual Budget and Appropriations (dollars in millions)											
2022 Budget		2022 Enacted		2023 Budget		2023 Enacted				2024 Budget	
Disc.	Mand.	Disc.	Mand.	Disc.	Mand.	Disc.	Mand.	Disaster Supp.	Advance Approps. for 2024	Disc.	Mand.
\$-	\$-	\$-	\$-	\$0.5	\$-	\$0.5	\$-	\$-	\$-	\$0.5	\$-

Bipartisan Infrastructure Law (BIL) (dollars in millions)									
2022 Actual Obligations		2023 Planned Obligations		2024 Planned Obligations		2025+outyears Planned Obligations		Totals	
Disc.	Mand.	Disc.	Mand.	Disc.	Mand.	Disc.	Mand.	Disc.	Mand.
\$11.8	\$-	\$11.8	\$-	\$12.0	\$-	\$12.0	\$-	\$47.6	\$-

Inflation Reduction Act (IRA) (dollars in millions)					
2022 Actual Obligations	2023 Planned Obligations		2024 Planned Obligations	2025+outyears Planned Obligations	Total
\$-	\$-	\$-	\$-	\$-	\$-

Major Changes in FY 2024:

Forest Management, Range Management and Vegetation Ecology - In FY 2024 this program will continue to implement Inflation Reduction Act provisions and to expand work with Tribes.

Description of data:

Forest Management, Range Management and Vegetation Ecology - The Forest Service awarded roughly \$11.8 million in Tribal Forest Protection Act (P.L. 108-278) projects in FY 2023 and will continue this work in FY 2024 and beyond. FY 2023 funding Bipartisan Infrastructure Law (P.L. 117-58) includes approximately \$4.9 million from hazardous fuels provisions and \$6.9 million from Good Neighbor Authority provisions.

Description of how funds are expended:

Forest Management, Range Management and Vegetation Ecology - Under the Tribal Forest Protection Act (P.L. 108-278) authority, the Forest Service enters into Tribally proposed projects on National Forest System lands bordering or adjacent to Indian trust land to protect the Indian trust resources from fire, pests, disease, or other threats. These are contract or agreement-based projects utilizing a variety of agreement types (638 authority for example) or stewardship and timber sale contracts.

Department of Agriculture – Forest Service Hazardous Fuels*Program Category: Natural resources and environment*

Annual Budget and Appropriations (dollars in millions)											
2022 Budget		2022 Enacted		2023 Budget		2023 Enacted				2024 Budget	
Disc.	Mand.	Disc.	Mand.	Disc.	Mand.	Disc.	Mand.	Disaster Supp.	Advance Approps. for 2024	Disc.	Mand.
\$-	\$-	\$-	\$-	\$-	\$-	\$0.3	\$-	\$-	\$-	\$6.0	\$-

Bipartisan Infrastructure Law (BIL) (dollars in millions)									
2022 Actual Obligations		2023 Planned Obligations		2024 Planned Obligations		2025+outyears Planned Obligations		Totals	
Disc.	Mand.	Disc.	Mand.	Disc.	Mand.	Disc.	Mand.	Disc.	Mand.
\$5.7	\$-	\$5.7	\$-	\$7.9	\$-	\$7.9	\$-	\$27.2	\$-

Inflation Reduction Act (IRA) (dollars in millions)					
2022 Actual Obligations	2023 Planned Obligations		2024 Planned Obligations	2025+outyears Planned Obligations	Total
\$-	\$-	\$-	\$25.0	\$25.0	\$50.0

Major Changes in FY 2024:

none.

Description of data:

Hazardous Fuels - The negotiated funding level was agreed upon with the Office of Tribal Relations to support on-going program efforts. This funding was allocated from Bipartisan Infrastructure Law (P.L. 117-58) Hazardous Fuels funds to support Tribal Forest Protection Act (P.L. 108-278) and wood innovations agreements.

Description of how funds are expended:

Hazardous Fuels - Through collaboration and partnership with the Office of Tribal Relations and regional program managers, projects will be selected on a competitive basis with greater weight give to those forests that have established Tribal Forest Protection Act (P.L. 108-278) agreements and can fund hazardous fuels treatments through "638-contracts" or shared stewardship agreements directly with Tribes. Approximately \$250,000 in FY 2022 and FY 2023 Bipartisan Infrastructure Law (P.L. 117-58) funding is allocated for Tribal projects using wood innovations and community wood energy competitive and non-competitive grants .

Department of Agriculture – Forest Service Joint Chiefs*Program Category: Natural resources and environment*

Annual Budget and Appropriations (dollars in millions)											
2022 Budget		2022 Enacted		2023 Budget		2023 Enacted				2024 Budget	
Disc.	Mand.	Disc.	Mand.	Disc.	Mand.	Disc.	Mand.	Disaster Supp.	Advance Approps. for 2024	Disc.	Mand.
\$7.0	\$-	\$9.0	\$-	\$9.0	\$-	\$8.0	\$-	\$-	\$-	\$8.0	\$-

Bipartisan Infrastructure Law (BIL) (dollars in millions)									
2022 Actual Obligations		2023 Planned Obligations		2024 Planned Obligations		2025+outyears Planned Obligations		Totals	
Disc.	Mand.	Disc.	Mand.	Disc.	Mand.	Disc.	Mand.	Disc.	Mand.
\$-	\$-	\$-	\$-	\$-	\$-	\$-	\$-	\$-	\$-

Inflation Reduction Act (IRA) (dollars in millions)					
2022 Actual Obligations	2023 Planned Obligations		2024 Planned Obligations	2025+outyears Planned Obligations	Total
\$-	\$-	\$-	\$-	\$-	\$-

Major Changes in FY 2024:

none.

Description of data:

Joint Chiefs – The funding amount reflects Joint Chiefs' projects that benefit Native American Tribes, communities, and individuals wholly or in part. Tribal Nations submit proposals to the Bureau of Indian Affairs. Those projects are advanced to the Forest Service for consideration. The Forest Service evaluates these proposals and allocates funds according to criteria and available funding. Funding for selected projects is transferred to the Department of the Interior for allocation. Additionally, the Forest Service establishes agreements under the Tribal Forest Protection Act (TFPA) (P.L. 108-278) 638-authority to implement treatment projects on Federal Lands. The Forest Service also enters into agreements with Native American and Alaska Native Tribes who cannot utilize TFPA authorities.

Description of how funds are expended:

Joint Chiefs – Funds are provided to national forests to conduct restoration activities on National Forest System lands for the benefit of adjacent and downstream Native American communities. These activities include reduced wildfire hazard, protection of source water quality and supply, and restoration of at-risk species habitat. National forests also establish Tribal Forest Protection Act (P.L. 108-278) agreements to either transfer funds to Tribes or contract with Tribes to do work on Federal lands.

Department of Agriculture – Forest Service Other Programs

Program Category: Natural resources and environment

Annual Budget and Appropriations (dollars in millions)											
2022 Budget		2022 Enacted		2023 Budget		2023 Enacted				2024 Budget	
Disc.	Mand.	Disc.	Mand.	Disc.	Mand.	Disc.	Mand.	Disaster Supp.	Advance Approps. for 2024	Disc.	Mand.
\$1.3	\$-	\$1.7	\$-	\$0.7	\$-	\$0.7	\$-	\$-	\$-	\$-	\$-

Bipartisan Infrastructure Law (BIL) (dollars in millions)									
2022 Actual Obligations		2023 Planned Obligations		2024 Planned Obligations		2025+outyears Planned Obligations		Totals	
Disc.	Mand.	Disc.	Mand.	Disc.	Mand.	Disc.	Mand.	Disc.	Mand.
\$-	\$-	\$-	\$-	\$-	\$-	\$-	\$-	\$-	\$-

Inflation Reduction Act (IRA) (dollars in millions)					
2022 Actual Obligations	2023 Planned Obligations		2024 Planned Obligations	2025+outyears Planned Obligations	Total
\$-	\$-	\$-	\$-	\$-	\$-

Major Changes in FY 2024:

none.

Description of data:

Other Programs – Please refer to each program narrative for a description of data.

Description of how funds are expended:

Other Programs – Please refer to each program narrative for a description of how funds are expended.

Department of Agriculture – Forest Service Reverse 911*Program Category: Natural resources and environment*

Annual Budget and Appropriations (dollars in millions)											
2022 Budget		2022 Enacted		2023 Budget		2023 Enacted				2024 Budget	
Disc.	Mand.	Disc.	Mand.	Disc.	Mand.	Disc.	Mand.	Disaster Supp.	Advance Approps. for 2024	Disc.	Mand.
\$-	\$-	\$-	\$-	\$-	\$-	\$-	\$-	\$-	\$-	\$-	\$-

Bipartisan Infrastructure Law (BIL) (dollars in millions)									
2022 Actual Obligations		2023 Planned Obligations		2024 Planned Obligations		2025+outyears Planned Obligations		Totals	
Disc.	Mand.	Disc.	Mand.	Disc.	Mand.	Disc.	Mand.	Disc.	Mand.
\$4.3	\$-	\$4.3	\$-	\$-	\$-	\$-	\$-	\$8.6	\$-

Inflation Reduction Act (IRA) (dollars in millions)				
2022 Actual Obligations	2023 Planned Obligations	2024 Planned Obligations	2025+outyears Planned Obligations	Total
\$-	\$-	\$-	\$-	\$-

Major Changes in FY 2024:

none.

Description of data:

Reverse 911 - No portion of funding has been set aside or prioritized for Indian Tribes. Indian Tribes will compete for the grant funding under the same criteria as other eligible entities.

Description of how funds are expended:

Reverse 911 - Funds will be awarded to eligible States, Indian Tribes, and units of local government to establish and operate Reverse-911 telecommunication systems; through a competitive grant process managed by the Forest Service and its Regional Offices.

Department of Agriculture – Forest Service Risk Mapping*Program Category: Natural resources and environment*

Annual Budget and Appropriations (dollars in millions)											
2022 Budget		2022 Enacted		2023 Budget		2023 Enacted				2024 Budget	
Disc.	Mand.	Disc.	Mand.	Disc.	Mand.	Disc.	Mand.	Disaster Supp.	Advance Approps. for 2024	Disc.	Mand.
\$0.5	\$-	\$0.5	\$-	\$0.5	\$-	\$-	\$-	\$-	\$-	\$-	\$-

Bipartisan Infrastructure Law (BIL) (dollars in millions)									
2022 Actual Obligations		2023 Planned Obligations		2024 Planned Obligations		2025+outyears Planned Obligations		Totals	
Disc.	Mand.	Disc.	Mand.	Disc.	Mand.	Disc.	Mand.	Disc.	Mand.
\$0.9	\$-	\$-	\$-	\$-	\$-	\$-	\$-	\$0.9	\$-

Inflation Reduction Act (IRA) (dollars in millions)				
2022 Actual Obligations	2023 Planned Obligations	2024 Planned Obligations	2025+outyears Planned Obligations	Total
\$-	\$-	\$-	\$-	\$-

Major Changes in FY 2024:

none.

Description of data:

Risk Mapping - The Forest Service is coordinating with the USDA's Office of Tribal Relations and Department of the Interior's Bureau of Indian Affairs and Office of Wildland Fire Management to include Tribal at-risk communities in wildfire risk mapping.

Description of how funds are expended:

Risk Mapping - For phase 1, approximately \$155,000 will go directly into existing non-tribal grants and agreements for developing the wildfire risk base data and to include Tribal lands onto the Wildfire Risk to Communities website. In phase 2, the remaining \$715,000 will go into new grants or agreements to add additional tribal data and information into the Wildfire Risk Communities application/website.

Department of Agriculture – Forest Service Wildland Fire Management (WFM) Potential Operational Delineations (PODs)*Program Category: Natural resources and environment*

Annual Budget and Appropriations (dollars in millions)											
2022 Budget		2022 Enacted		2023 Budget		2023 Enacted				2024 Budget	
Disc.	Mand.	Disc.	Mand.	Disc.	Mand.	Disc.	Mand.	Disaster Supp.	Advance Approps. for 2024	Disc.	Mand.
\$-	\$-	\$-	\$-	\$-	\$-	\$-	\$-	\$-	\$-	\$-	\$-

Bipartisan Infrastructure Law (BIL) (dollars in millions)									
2022 Actual Obligations		2023 Planned Obligations		2024 Planned Obligations		2025+outyears Planned Obligations		Totals	
Disc.	Mand.	Disc.	Mand.	Disc.	Mand.	Disc.	Mand.	Disc.	Mand.
\$3.0	\$-	\$3.0	\$-	\$3.0	\$-	\$3.0	\$-	\$12.0	\$-

Inflation Reduction Act (IRA) (dollars in millions)					
2022 Actual Obligations	2023 Planned Obligations		2024 Planned Obligations	2025+outyears Planned Obligations	Total
\$-	\$-	\$-	\$-	\$-	\$-

Major Changes in FY 2024:

none.

Description of data:

Wildland Fire Management Potential Operational Delineations - This funding level was developed based on multiple discussions with several key Federal, State, university, and private companies. This effort is being jointly led by the Forest Service's Fire and Aviation Management programs and Research and Development programs.

Description of how funds are expended:

Wildland Fire Management Potential Operational Delineations - Funding will be used to coordinate and host cross-boundary workshops that will inform the development and implementation fire management and planning units where fire risk to values can be quantified and summarized. Where National Forest System lands are adjacent to Tribes, those Tribes will be incorporated into the cross-boundary workshops and planning efforts. It is estimated that approximately \$3 million of the annual POD's work will include Tribal lands in the development of the POD's.

Department of Agriculture – National Institute of Food and Agriculture

Program Categories listed in tables

Annual Budget and Appropriations (dollars in millions)													
Program Name	Program Category	2022 Budget		2022 Enacted		2023 Budget		2023 Enacted				2024 Budget	
		Disc.	Mand.	Disc.	Mand.	Disc.	Mand.	Disc.	Mand.	Disaster Supp.	Advance Approps. for 2024	Disc.	Mand.
National Institute of Food and Agriculture	Education and training	\$3.0	\$-	\$9.0	\$-	\$8.0	\$-	\$10	\$-	\$-	\$-	\$10.0	\$-
National Institute of Food and Agriculture	Agriculture	\$25.0	\$-	\$28.0	\$-	\$51.0	\$-	\$32	\$-	\$-	\$-	\$55.0	\$-

Bipartisan Infrastructure Law (BIL) (dollars in millions)											
Program Name	Program Category	2022 Actual Obligations		2023 Planned Obligations		2024 Planned Obligations		2025+outyears Planned Obligations		Totals	
		Disc.	Mand.	Disc.	Mand.	Disc.	Mand.	Disc.	Mand.	Disc.	Mand.
National Institute of Food and Agriculture	Education and training	\$-	\$-	\$-	\$-	\$-	\$-	\$-	\$-	\$-	\$-
National Institute of Food and Agriculture	Agriculture	\$-	\$-	\$-	\$-	\$-	\$-	\$-	\$-	\$-	\$-

Inflation Reduction Act (IRA) (dollars in millions)						
Program Name	Program Category	2022 Actual Obligations	2023 Planned Obligations	2024 Planned Obligations	2025+outyears Planned Obligations	Total
National Institute of Food and Agriculture	Education and training	\$-	\$-	\$-	\$-	\$-
National Institute of Food and Agriculture	Agriculture	\$-	\$-	\$-	\$-	\$-

Major Changes in FY 2024:

Federally Recognized Tribes Ext. Program-Increase maintains 2023 President Budget submission commitment to increase resources in support of Tribal colleges and universities and help develop a stronger pool of Tribal students in the agriculture and food areas in the 2024 President's Budget.

Payments to 1994 Institution-Increase maintains 2023 President Budget submission commitment to increase resources in support of Tribal colleges and universities and help develop a stronger pool of Tribal students in the agriculture and food areas in the 2024 President's Budget.

Study on Tribal and Alaska Communities proposed as a new project within the 2024 President's Budget submission, to be executed in collaboration with the USDA Office on Tribal Relations.

Description of data:

Funding amounts were derived by totaling budget authority or requested authority for the individual budget line items, program awarding to or primarily serving tribal governments, organizations, individuals.

The Native American Endowment program has interest earned, this impacts the amount estimated in President's Budget and the actual authority realized.

Description of how funds are expended:

competitive grants: 1994 Research Program, Ext. Services at the 1994 Institutions, Federally Recognized Tribes Extension Program, Alaska Native Serving and Native Hawaiian-serving Institutions Education Grants, and New Beginning for the Tribal Students.

Higher Ed Payments to the 1994 (Native American Institutions) are grants, equal payments to each school.

Tribal Colleges Endowment Fund (Native American Endowment Fund) are precluded from obligation and are instead invested to earn interest.

Study on Tribal and Alaska Native Communities will be awarded as a grant or cooperative agreement based upon coordination with the USDA Office of Tribal Relations.

Department of Agriculture – Office of the Secretary National Institute of Food and Agriculture (NIFA) Tribal Extension

Program Category: Agriculture

Annual Budget and Appropriations (dollars in millions)											
2022 Budget		2022 Enacted		2023 Budget		2023 Enacted				2024 Budget	
Disc.	Mand.	Disc.	Mand.	Disc.	Mand.	Disc.	Mand.	Disaster Supp.	Advance Approps. for 2024	Disc.	Mand.
\$-	\$-	\$-	\$-	\$-	\$-	\$-	\$-	\$-	\$-	\$-	\$-

Bipartisan Infrastructure Law (BIL) (dollars in millions)									
2022 Actual Obligations		2023 Planned Obligations		2024 Planned Obligations		2025+outyears Planned Obligations		Totals	
Disc.	Mand.	Disc.	Mand.	Disc.	Mand.	Disc.	Mand.	Disc.	Mand.
\$-	\$5.0	\$-	\$-	\$-	\$-	\$-	\$-	\$-	\$5.0

Inflation Reduction Act (IRA) (dollars in millions)					
2022 Actual Obligations	2023 Planned Obligations		2024 Planned Obligations	2025+outyears Planned Obligations	Total
\$-	\$-	\$-	\$-	\$-	\$-

Major Changes in FY 2024:

There currently no major changes for discretionary funding levels related to Native American crosscuts at this time. Please note that we are not able to identify anticipated targets for FY2024 mandatory funding.

Description of data:

Funding amount for program awarding to or primarily serving tribal governments, organizations, individuals.

Description of how funds are expended:

non-competitive grant

Department of Agriculture – Office of the Secretary Office of Tribal Relations

Program Category: Energy

Annual Budget and Appropriations (dollars in millions)											
2022 Budget		2022 Enacted		2023 Budget		2023 Enacted				2024 Budget	
Disc.	Mand.	Disc.	Mand.	Disc.	Mand.	Disc.	Mand.	Disaster Supp.	Advance Approps. for 2024	Disc.	Mand.
\$3.0	\$-	\$2.0	\$-	\$6.0	\$-	\$5	\$-	\$-	\$-	\$7.0	\$-

Bipartisan Infrastructure Law (BIL) (dollars in millions)									
2022 Actual Obligations		2023 Planned Obligations		2024 Planned Obligations		2025+outyears Planned Obligations		Totals	
Disc.	Mand.	Disc.	Mand.	Disc.	Mand.	Disc.	Mand.	Disc.	Mand.
\$-	\$-	\$-	\$-	\$-	\$-	\$-	\$-	\$-	\$-

Inflation Reduction Act (IRA) (dollars in millions)									
2022 Actual Obligations		2023 Planned Obligations		2024 Planned Obligations		2025+outyears Planned Obligations		Total	
\$3.0		\$-		\$-		\$-		\$3.0	

Major Changes in FY 2024:

For FY 2024, the Department is requesting \$6.5M for the Office of Tribal Relations (OTR) which includes base funds from FY 2023 plus \$1.3M that would support the Office of Tribal Colleges and Universities.

OTR has received \$2.9M to carry out administrative functions of subtitles B and D of the Inflation Reduction Act. Funding received from Sections 21002, 22005 and 23005.

Description of data:

Funding for the OTR is appropriated within the amount provided by Congress to OSEC. OTR leads the intergovernmental role for the Department with 574 Federally recognized Tribes. Efforts through consultation, coordination and collaboration support the preservation of the government to government relationship and enhance access to USDA's various programs and services to Tribes, tribal organizations and citizens. The base budget request in FY24 will fund the USDA's Tribal Self-Determination Initiative (TSDI) and the Indigenous Food Sovereignty Initiative (IFSA). The TSDI will bring the necessary expertise, training, capacity building to institutionalize tribal self-determination throughout USDA. The IFSA – which will also incorporate CEQs Indigenous Ecological Knowledge (ITEK) directive – will institutionalize traditional food ways and agricultural practices, Indian Country fair food and agriculture markets, and Indigenous health through foods tailored to American Indian/Alaska Native (AI/AN) dietary needs.

Description of how funds are expended:

The funds are used to support the staff including salaries, benefits, travel, supplies, and equipment and external cooperative agreements. For FY24, of the \$2.05 million for ITAN, around \$195,000 is allocated to staffing and travel; the remaining \$1.9 million is paid through a Cooperative Agreement to the Intertribal Agriculture Council (IAC) that provides direct technical support to Tribes and Native Americans.

Department of Agriculture – Risk Management Agency (RMA)

Program Category (for all listed programs): Agriculture

Annual Budget and Appropriations (dollars in millions)												
Program Name	2022 Budget		2022 Enacted		2023 Budget		2023 Enacted				2024 Budget	
	Disc.	Mand.	Disc.	Mand.	Disc.	Mand.	Disc.	Mand.	Disaster Supp.	Advance Approps. for 2024	Disc.	Mand.
Risk Management Education Partnership Program	\$-	\$0.1	\$-	\$0.1	\$-	\$-	\$-	\$-	\$-	\$-	\$-	\$-
Risk Management Education Direct Pilot Partnership - Building Resiliency	\$-	\$1.9	\$-	\$1.9	\$-	\$-	\$-	\$-	\$-	\$-	\$-	\$-

Bipartisan Infrastructure Law (BIL) (dollars in millions)											
Program Name	2022 Actual Obligations		2023 Planned Obligations		2024 Planned Obligations		2025+outyears Planned Obligations		Totals		
	Disc.	Mand.	Disc.	Mand.	Disc.	Mand.	Disc.	Mand.	Disc.	Mand.	
Risk Management Education Partnership Program	\$-	\$-	\$-	\$-	\$-	\$-	\$-	\$-	\$-	\$-	
Risk Management Education Direct Pilot Partnership - Building Resiliency	\$-	\$-	\$-	\$-	\$-	\$-	\$-	\$-	\$-	\$-	

Inflation Reduction Act (IRA) (dollars in millions)					
Program Name	2022 Actual Obligations	2023 Planned Obligations	2024 Planned Obligations	2025+outyears Planned Obligations	Total
Risk Management Education Partnership Program	\$-	\$-	\$-	\$-	\$-
Risk Management Education Direct Pilot Partnership - Building Resiliency	\$-	\$-	\$-	\$-	\$-

Major Changes in FY 2024:

There are no major changes in FY 2024.

Description of data:

The Risk Management Education Partnership Program funds competitive cooperative agreements with nonprofits, universities, industry groups and others to deliver risk management education across the country. In FY 2022 RMA had \$2.19M available for cooperative agreements of which \$100,000 was awarded to a

Minority Serving Institution serving Native Americans. Also, in FY 2022 RMA awarded a direct partnership with Intertribal Agriculture Council of \$1.9M as a pilot program to establish a pipeline of crop insurance agents and adjusters within the underserved communities; increasing the underserved representation of insurance agents and loss adjusters providing service to underserved producers. In FY 2023, RMA has \$2M available for competitive cooperative agreements.

Description of how funds are expended:

Funds are expended through competitive cooperative agreements.

Department of Agriculture – Rural Development

Program Category (for all listed programs): Agriculture

Annual Budget and Appropriations (dollars in millions)												
Program Name	2022 Budget		2022 Enacted		2023 Budget		2023 Enacted				2024 Budget	
	Disc.	Mand.	Disc.	Mand.	Disc.	Mand.	Disc.	Mand.	Disaster Supp.	Advance Approps. for 2024	Disc.	Mand.
Community Facilities Tribal College Initiative Grants	\$5.0	\$-	\$8.1	\$-	\$10.0	\$-	\$10.0	\$-	\$-	\$-	\$10.0	\$-
Intermediary Relending Program – Tribal Set\$-aside	\$0.6	\$-	\$0.6	\$-	\$0.3	\$-	\$0.6	\$-	\$-	\$-	\$1.2	\$-
IRA \$- Sec 22001 Additional Funding from Electric Loans for Renewable Energy	\$-	\$-	\$-	\$-	\$-	\$-	\$-	\$-	\$-	\$-	\$-	\$-
ReConnect Grants	\$154.0	\$-	\$88.0	\$-	\$132.0	\$-	\$28.7	\$-	\$-	\$-	\$66.5	\$-
Rural Alaska Village Grants	\$18.0	\$-	\$25.2	\$-	\$26.0	\$-	\$18.0	\$-	\$-	\$-	\$26.0	\$-
Rural Business Development Grants – Tribal Set\$-aside	\$4.0	\$-	\$4.4	\$-	\$4.0	\$-	\$4.0	\$-	\$-	\$-	\$4.0	\$-
Sec. 502 Direct Native American Relending Program	\$-	\$-	\$0.9	\$-	\$6.9	\$-	\$2.5	\$-	\$-	\$-	\$5.5	\$-
Sec. 502 Direct Single Family Housing Loans	\$0.3	\$-	\$0.1	\$-	\$0.8	\$-	\$0.8	\$-	\$-	\$-	\$3.3	\$-
Sec. 504 Housing Repair Grants	\$0.4	\$-	\$0.1	\$-	\$0.5	\$-	\$0.4	\$-	\$0.7	\$-	\$0.5	\$-
Sec. 504 Housing Repair Loans	\$0.1	\$-	\$0.1	\$-	\$0.5	\$-	\$0.2	\$-	\$-	\$-	\$0.9	\$-
Water and Waste Disposal Tribal Grants	\$25.0	\$-	\$20.3	\$-	\$36.0	\$-	\$26.0	\$-	\$-	\$-	\$30.0	\$-

Bipartisan Infrastructure Law (BIL) (dollars in millions)										
Program Name	2022 Actual Obligations		2023 Planned Obligations		2024 Planned Obligations		2025+outyears Planned Obligations		Totals	
	Disc.	Mand.	Disc.	Mand.	Disc.	Mand.	Disc.	Mand.	Disc.	Mand.
Community Facilities Tribal College Initiative Grants	\$-	\$-	\$-	\$-	\$-	\$-	\$-	\$-	\$-	\$-
Intermediary Relending Program – Tribal Set\$-aside	\$-	\$-	\$-	\$-	\$-	\$-	\$-	\$-	\$-	\$-
IRA \$- Sec 22001 Additional Funding from Electric Loans for Renewable Energy	\$-	\$-	\$-	\$-	\$-	\$-	\$-	\$-	\$-	\$-

ReConnect Grants	\$32.3	\$-	\$29.3	\$-	\$-	\$-	\$-	\$-	\$61.6	\$-
Rural Alaska Village Grants	\$-	\$-	\$-	\$-	\$-	\$-	\$-	\$-	\$-	\$-
Rural Business Development Grants – Tribal Set-aside	\$-	\$-	\$-	\$-	\$-	\$-	\$-	\$-	\$-	\$-
Sec. 502 Direct Native American Relending Program	\$-	\$-	\$-	\$-	\$-	\$-	\$-	\$-	\$-	\$-
Sec. 502 Direct Single Family Housing Loans	\$-	\$-	\$-	\$-	\$-	\$-	\$-	\$-	\$-	\$-
Sec. 504 Housing Repair Grants	\$-	\$-	\$-	\$-	\$-	\$-	\$-	\$-	\$-	\$-
Sec. 504 Housing Repair Loans	\$-	\$-	\$-	\$-	\$-	\$-	\$-	\$-	\$-	\$-
Water and Waste Disposal Tribal Grants	\$-	\$-	\$-	\$-	\$-	\$-	\$-	\$-	\$-	\$-

Inflation Reduction Act (IRA) (dollars in millions)					
Program Name	2022 Actual Obligations	2023 Planned Obligations	2024 Planned Obligations	2025+outyears Planned Obligations	Total
Community Facilities Tribal College Initiative Grants	\$-	\$-	\$-	\$-	\$-
Intermediary Relending Program – Tribal Set-aside	\$-	\$-	\$-	\$-	\$-
IRA \$- Sec 22001 Additional Funding from Electric Loans for Renewable Energy	\$-	\$5.0	\$90.0	\$55.0	\$150.0
ReConnect Grants	\$-	\$-	\$-	\$-	\$-
Rural Alaska Village Grants	\$-	\$-	\$-	\$-	\$-
Rural Business Development Grants – Tribal Set-aside	\$-	\$-	\$-	\$-	\$-
Sec. 502 Direct Native American Relending Program	\$-	\$-	\$-	\$-	\$-
Sec. 502 Direct Single Family Housing Loans	\$-	\$-	\$-	\$-	\$-
Sec. 504 Housing Repair Grants	\$-	\$-	\$-	\$-	\$-
Sec. 504 Housing Repair Loans	\$-	\$-	\$-	\$-	\$-
Water and Waste Disposal Tribal Grants	\$-	\$-	\$-	\$-	\$-

Major Changes in FY 2024:

The FY 2024 Budget requests \$969.1 million in Water and Environmental Programs (WEP) and Community Facilities Programs (CF) loans and grants. This request includes funding for WEP Native American grants and the CF tribal college grants. The FY 2024 Budget requests \$10 million for tribal college grants, funding was the same as the 2023 enacted level. For WEP, the FY2024 budget provides a set-aside of \$56 million for Water and Waste Disposal Tribal Grants and rural Alaska Villages, a \$12 million increase from the 2023 enacted level, with set asides of \$26 million and \$18 million in FY 2023, respectively. The FY 2024 budget includes a \$573,000 tribal set aside in the Intermediary Relending Program and, a \$4 million tribal set aside in the Rural Business Development Grant Program (RBDG). The RBDG set-aside funding is the same in the FY 2023 enacted level, while the Intermediary Relending Program (IRP) tribal set-aside FY 2024 request is an increased by \$242,000.

The FY 2024 Budget also requests \$5.491 million for the Section 502 Direct Native American Relending Demonstration Program, providing a loan level of \$12 million.

The tribal specific Rural Development (RD) program funding streams listed in the table are legislatively mandated through annual discretionary appropriations language, with no mandatory funding from the Farm Bill or other authorizing statutes.

Additionally, none of the programs above received supplemental funding through the Bipartisan Infrastructure Law (BIL) for FY 2022 or FY 2023. The ReConnect program did not receive supplemental funding set aside for Tribal Areas through (BIL) for FY2022 or FY2023. However, the BIL directed RD to waive any matching funds required for pilot program projects funded from amounts provided under this heading in this Act for Alaska Native Corporations for federally recognized Tribes. It is not yet known how much in applications will be eligible for match-free grants in FY 2022 and FY 2023. The Inflation Reduction Act (IRA) did not specifically direct funding for RD Tribal related programs.

The FY 2024 Budget request of \$3.345 million for Section 502 Single Family Housing loans is an increase of \$2.5 million from the FY 2023 level, while Section 504 Housing Repairs Loans and Grants is an increase of \$.8 million from the FY 2023 level.

Description of data:

Congress provides appropriations language that determines the level of funding set-aside for Native American and Alaskan Villages within the respective programs. This is true for every program except the Water and Waste Disposal Tribal and Rural Alaska Village Grant programs. Those two programs combined received \$44 million in the FY 2023 enacted budget. The Rural Utilities Service's Water & Environmental Program (WEP) leadership determines, based on past year(s) demand, the level of funding allocated to each account. The same parameters were used for the FY 2024 budget allocations for these accounts.

The Inflation Reduction Act includes section 22001 providing funding to support Electric loan forgiveness. Forgivable loans for utility-scale clean energy projects include wind, solar, hydropower, biomass, and geothermal - including energy storage projects in support of loans under Section 317 of the Rural Electrification Act. The program goal is to increase clean energy uptake in rural America and make it significantly more affordable for vulnerable, energy- disadvantaged, and Tribal communities. Eligible borrowers are Corporations, other for-profit entities, States, Territories, and subdivisions and agencies thereof; municipalities, peoples' utility districts and cooperative, nonprofit, or limited-dividend, or mutual associations organized under the laws of any State or Territory of the United States; Tribes and tribal entities. This program will offer up to 50 percent of the loan forgiveness, and the Secretary can establish criteria for going above 50 percent. Applicants must meet minimum standards. The program will offer up to 50 percent loan forgiveness if a project serves 60 percent or more tribal members or if it is owned by a tribal government, as defined by the Federally Recognized Indian Tribe List Act of 1994.

There is no budgetary set aside in funding for Section 502 Direct and Guaranteed Single Family Housing Loans or for Sec. 504 Housing Repair Loans and Grants. Outreach on the 502 Direct and Guaranteed Loan Programs is conducted by RD State Office program staff, National Office Program staff, and RD's Tribal Relations Team. Outreach is focused on tribal housing authorities, Native Community Development Financial Institutions (CDFIs), tribal housing non-profits and other stakeholders and lenders. The FY 2024 Budget requests \$5.491 million for the Section 502 Direct Native American Relending Demonstration Program, providing a loan level of \$12 million. This amount in the FY 2024 Budget is an increase of about \$4.5 million above the FY 2023 program level of \$7.5 million.

Description of how funds are expended:

The Community Facilities Program's Tribal College grants are distributed directly to 1994 Tribal Land Grant Colleges and Universities. The Native American set-aside funding for the Intermediary Relending Program and Rural Business Development Grant Program is distributed either directly to Tribes or to non-profit organizations that certify that at least 75 percent of the project will benefit members of federally recognized Tribes. The Water & Environmental Program's Native American set-aside dollars are primarily used directly by federally recognized Tribes, although tribal water authorities and tribal water utilities can also access the funding. Occasionally, non-Tribal water utilities access this funding in partnership with Tribes. In those cases, the non-Tribal applicant must certify that at least 50 percent of the project will benefit members of federally recognized Tribes and document that the respective Tribal government(s) support(s) the project.

ReConnect grants in tribal areas may be used directly by Tribes, or entities owned by Tribes, as well as non-tribal entities. Funds are distributed directly to the award recipient.

This program will offer up to 50 percent of the loan may be forgiven, and the Secretary can establish criteria for going above 50 percent. Applicants must meet minimum standards. Up to 50 percent loan forgiveness if project that serves 60 percent or more tribal members or is owned by a tribal government, as defined by the Federally Recognized Indian Tribe List Act of 1994 and their arms and instrumentalities.

Section 502 Single Family Housing Direct Loan Program provides direct loans that enable low- and very low-income families unable to obtain credit elsewhere to purchase, build, repair or renovate modest homes in rural areas. The 502 Guaranteed loan provides loan guarantees to approved lenders, that provide homeownership loans to eligible borrowers (including Native Americans) in rural areas. Outreach on the 502 Direct and Guaranteed Loan Programs is conducted by Rural Development (RD) State Office program staff, National Office Program staff and RD's Tribal Relations Team. Outreach is focused on tribal housing authorities, Native Community Development Financial Institutions (CDFIs), tribal housing non-profits, and other stakeholders and lenders. The Section 502 Direct Native American Relending Demonstration Program will provide loans to Native CDFIs that will then relend the funds to improve homeownership opportunities on tribal trust lands.

Section 504 Home Repair program provides loans to very-low-income homeowners to repair, improves or modernizes their homes. or provides grants to elderly very-low-income homeowners to remove health and safety hazards. Tribal communities may become recipients of these programs.

Department of Commerce – Economic Development Administration Assistance to Indigenous Communities

Program Category (for all listed programs): Other

Annual Budget and Appropriations (dollars in millions)												
Program Name	2022 Budget		2022 Enacted		2023 Budget		2023 Enacted				2024 Budget	
	Disc.	Mand.	Disc.	Mand.	Disc.	Mand.	Disc.	Mand.	Disaster Supp.	Advance Approps. for 2024	Disc.	Mand.
Assistance to Indigenous Communities	\$-	\$-	\$-	\$-	\$-	\$-	\$-	\$-	\$-	\$-	\$20.0	\$-
Economic Adjustment Assistance	\$5.0	\$-	\$5.0	\$-	\$5.0	\$-	\$5	\$-	\$-	\$-	\$5.0	\$-
Planning and Technical Assistance	\$5.0	\$-	\$5.0	\$-	\$5.0	\$-	\$5	\$-	\$-	\$-	\$5.0	\$-

Bipartisan Infrastructure Law (BIL) (dollars in millions)											
Program Name	2022 Actual Obligations		2023 Planned Obligations		2024 Planned Obligations		2025+outyears Planned Obligations		Totals		
	Disc.	Mand.	Disc.	Mand.	Disc.	Mand.	Disc.	Mand.	Disc.	Mand.	
Assistance to Indigenous Communities	\$-	\$-	\$-	\$-	\$-	\$-	\$-	\$-	\$-	\$-	
Economic Adjustment Assistance	\$-	\$-	\$-	\$-	\$-	\$-	\$-	\$-	\$-	\$-	
Planning and Technical Assistance	\$-	\$-	\$-	\$-	\$-	\$-	\$-	\$-	\$-	\$-	

Inflation Reduction Act (IRA) (dollars in millions)						
Program Name	2022 Actual Obligations	2023 Planned Obligations	2024 Planned Obligations	2025+outyears Planned Obligations	Total	
Assistance to Indigenous Communities	\$-	\$-	\$-	\$-	\$-	
Economic Adjustment Assistance	\$-	\$-	\$-	\$-	\$-	
Planning and Technical Assistance	\$-	\$-	\$-	\$-	\$-	

Major Changes in FY 2024:

EDA's FY 2024 budget request includes \$20 million for Assistance to Indigenous Communities. Through this new Program, EDA will help indigenous communities design and implement strategies to address evolving economic conditions that are causing, or threaten to cause, serious structural damage to the underlying economic base or are undermining locally-developed development goals.

Native American Tribes are eligible for all of EDA's other assistance programs provided they meet the qualifications of that program. While EDA makes awards to Tribes in these other programs, EDA's does not specifically target Tribes and they are not only available to Tribes.

Under the American Rescue Plan, EDA allocated \$100 million for indigenous communities. EDA did award the full \$100 million award to Native American Tribes.

Description of data:

Under EDA's Assistance to Indigenous Communities program, EDA will use a separate NOFO for Indigenous Communities. EDA will undertake its traditional construction and non-construction grant work but exclusively with Indigenous communities including recognized Tribes, consortia of Tribes, Native Hawaiians and Pacific Islanders. Through this program, EDA can support both the development of economic recovery strategies and the implementation of recovery projects identified with those strategies, including infrastructure improvements and capitalization of revolving loan funds (RLFs).

Description of how funds are expended:

EDA grants are competitively awarded, and funding is paid directly to the grantee organization, in this case a Tribe or tribal organization. Funds are typically disbursed on a reimbursable basis. The grantee incurs an expense in performance of the grant and submits a request for reimbursement to EDA. After validating the expenses, EDA then disburses the funds to the grantee.

Department of Commerce – Minority Business Development Administration - American Indian, Alaska Native, Native Hawaiian (AIANNH) Broad Agency Announcements (BAAs)

Program Category: Other

Annual Budget and Appropriations (dollars in millions)											
2022 Budget		2022 Enacted		2023 Budget		2023 Enacted				2024 Budget	
Disc.	Mand.	Disc.	Mand.	Disc.	Mand.	Disc.	Mand.	Disaster Supp.	Advance Approps. for 2024	Disc.	Mand.
\$3.9	\$-	\$3.9	\$-	\$5.0	\$-	\$5	\$-	\$-	\$-	\$5.0	\$-

Bipartisan Infrastructure Law (BIL) (dollars in millions)									
2022 Actual Obligations		2023 Planned Obligations		2024 Planned Obligations		2025+outyears Planned Obligations		Totals	
Disc.	Mand.	Disc.	Mand.	Disc.	Mand.	Disc.	Mand.	Disc.	Mand.
\$-	\$-	\$-	\$-	\$-	\$-	\$-	\$-	\$-	\$-

Inflation Reduction Act (IRA) (dollars in millions)						
2022 Actual Obligations		2023 Planned Obligations		2024 Planned Obligations	2025+outyears Planned Obligations	Total
\$-		\$-		\$-	\$-	\$-

Major Changes in FY 2024:

In FY 2024, MBDA will continue its efforts to support the American Indian, Alaska Natives, Native Hawaiian (AIANNH) businesses through Broad Agency Announcements (BAAs). Therefore, MBDA is projecting to spend up to \$5.0 million to support the AIANNH businesses through its Broad Agency Announcements in FY 2024.

Description of data:

The MBDA American Indian and Alaska Natives (AI/AN) business center program operated from FY2011 through FY2017. The program completed its multi-year awards in FY 2018. MBDA continued its efforts to support the AI/AN businesses through a new broad agency announcement focused on American Indians, Alaska Natives, and Native Hawaiians and related competitions as noted below.

MBDA learned a great deal from conducting tribal consultations; most notably that “one-size does not fit all” in Indian Country. Tribes need greater flexibility in how they use federal funds to support business development. Rather than issuing a competition for traditional MBDA Business Centers, MBDA issued a grant solicitation encouraging applicants to propose business development solutions most appropriate for Indian Country.

Establishment of Funding Level for AI/AN/NH – First, MBDA determined existing funding baseline under the AI/AN business center program averaged \$262,500 per award in FY2011. MBDA determined it would need to increase the average investment level by approximately 14% in FY2018 to accommodate estimated cost of living adjustments and increase to operational expenses since 2011. The total average (rounded) funding level was revised to \$300,000 per award.

Second, MBDA leveraged Bureau of Indian Affairs information to better serve Indian Country by identifying 10 recognized areas (note, 11th area was MBDA addition of Hawaii for Native Hawaiians). This effort resulted in the FY2019 MBDA broad agency announcement statement, “MBDA anticipates making 13 awards under this initiative for a total of \$3,567,610.” FY 2024 MBDA will determine its expenditure by following the same metric.

American Indian, Alaska Native, and Native Hawaiian Project (AIANNH) – Funding innovative projects seeking to impact one or more core needs for AIANNH entities and businesses. Although AIANNH’s experience a range of common needs that impede growth, MBDA has identified five areas that are consistently identified as top needs through the recently held MBDA Tribal Consultations. These core needs are: (1) Access to Capital; (2) Business Training; (3) Federal Program Coaching; (4) Business Incubators and Accelerators; and, (5) Infrastructure Focused Public-Private Partnerships.

Description of how funds are expended:

MBDA expends its funding to American Indian, Alaska Native, and Native Hawaiians through Broad Agency Announcements (BAAs) that are awarded through a competitive grant process. MBDA has continued its efforts to support the AI/AN businesses in FY 2021 through a new BAA focused on American Indians, Alaska Natives, and Native Hawaiians and related competitions as noted below.

American Indian, Alaska Native, and Native Hawaiian Project (AI/AN/NH) – BAA funding for innovative projects seek to impact one or more core needs for AI/AN/NH entities and businesses. Although AI/AN/NH’s experience a range of common needs that impede growth, MBDA has identified five areas that are consistently identified as top needs through the recently held MBDA Tribal Consultations. These core needs are: (1) Access to Capital; (2) Business Training; (3) Federal Program Coaching; (4) Business Incubators and Accelerators; and, (5) Infrastructure Focused Public-Private Partnerships.

MBDA expects to expend up to approximately \$5.0 million in fiscal year (FY) 2024 funds for the financial assistance awards under this Announcement. The funding amount for each award will be determined by the agency based on the proposals submitted. The funding amounts referenced in this Notice of Funding Opportunity (NOFO) are subject to the availability of appropriated funds.

Department of Commerce – National Oceanic and Atmospheric Administration (NOAA) - Operations, Research, and Facilities*Program Category: Natural resources and environment*

Annual Budget and Appropriations (dollars in millions)											
2022 Budget		2022 Enacted		2023 Budget		2023 Enacted				2024 Budget	
Disc.	Mand.	Disc.	Mand.	Disc.	Mand.	Disc.	Mand.	Disaster Supp.	Advance Approps. for 2024	Disc.	Mand.
\$30.7	\$-	\$33.0	\$-	\$23.4	\$-	\$24.7	\$-	\$-	\$-	\$9.2	\$-

Bipartisan Infrastructure Law (BIL) (dollars in millions)									
2022 Actual Obligations		2023 Planned Obligations		2024 Planned Obligations		2025+outyears Planned Obligations		Totals	
Disc.	Mand.	Disc.	Mand.	Disc.	Mand.	Disc.	Mand.	Disc.	Mand.
\$66.5	\$-	\$25.4	\$-	\$12.0	\$-	\$24.0	\$-	\$127.9	\$-

Inflation Reduction Act (IRA) (dollars in millions)					
2022 Actual Obligations	2023 Planned Obligations		2024 Planned Obligations	2025+outyears Planned Obligations	Total
\$-	\$310.5		\$90.6	\$0.6	\$401.7

Major Changes in FY 2024:

Programs proposed in FY 2023 PB were not supported in the FY 2023 Enacted and were not proposed again in FY 2024.

Description of data:

Program funding was accounted for in full where possible. In some cases a percent estimate of a program is provided when the breadth of work has a more expansive impact than Native American communities, but is intended to target them. Funding levels were also determined via extrapolations from current contracts, awards, and FTE conducting work directly with or to the benefit of Native Americans. NOAA did not include programs that benefit Native Americans within the public at large such as weather forecasting or other similarly broad efforts.

Description of how funds are expended:

Cooperative agreements, non-competitive grants, and competitive grants and contracts, labor.

Department of Commerce – National Telecommunications and Information Administration Digital Equity Program

Program Category: Other

Annual Budget and Appropriations (dollars in millions)											
2022 Budget		2022 Enacted		2023 Budget		2023 Enacted				2024 Budget	
Disc.	Mand.	Disc.	Mand.	Disc.	Mand.	Disc.	Mand.	Disaster Supp.	Advance Approps. for 2024	Disc.	Mand.
\$-	\$-	\$-	\$-	\$-	\$-	\$-	\$-	\$-	\$-	\$-	\$-

Bipartisan Infrastructure Law (BIL) (dollars in millions)									
2022 Actual Obligations		2023 Planned Obligations		2024 Planned Obligations		2025+outyears Planned Obligations		Totals	
Disc.	Mand.	Disc.	Mand.	Disc.	Mand.	Disc.	Mand.	Disc.	Mand.
\$-	\$-	\$-	\$-	\$78.0	\$-	\$59.5	\$-	\$137.5	\$-

Inflation Reduction Act (IRA) (dollars in millions)					
2022 Actual Obligations	2023 Planned Obligations		2024 Planned Obligations	2025+outyears Planned Obligations	Total
\$-	\$-	\$-	\$-	\$-	\$-

Major Changes in FY 2024:

In FY 2024, NTIA will begin to award funds appropriated in the Infrastructure Investment and Jobs Act, 2022 for the Digital Equity Program to tribal governments.

Description of data:

For the Digital Equity Program, the Infrastructure Investment and Jobs Act of 2022 directs NTIA to award not less than 5 percent from the amounts made available in a fiscal year to carry out the program for grants to Indian Tribes, Alaska Native entities, and Native Hawaiian organizations.

Description of how funds are expended:

From amounts made available in a fiscal year to carry out the Digital Equity Program, NTIA will award not less than 5 percent for capacity and competitive grant programs to Indian Tribes, Alaska Native entities, and Native Hawaiian organizations.

Department of Commerce – National Telecommunications and Information Administration Tribal Broadband Connectivity Program

Program Category: Other

Annual Budget and Appropriations (dollars in millions)											
2022 Budget		2022 Enacted		2023 Budget		2023 Enacted				2024 Budget	
Disc.	Mand.	Disc.	Mand.	Disc.	Mand.	Disc.	Mand.	Disaster Supp.	Advance Approps. for 2024	Disc.	Mand.
\$-	\$-	\$-	\$-	\$-	\$-	\$-	\$-	\$-	\$-	\$-	\$-

Bipartisan Infrastructure Law (BIL) (dollars in millions)									
2022 Actual Obligations		2023 Planned Obligations		2024 Planned Obligations		2025+outyears Planned Obligations		Totals	
Disc.	Mand.	Disc.	Mand.	Disc.	Mand.	Disc.	Mand.	Disc.	Mand.
\$379.9	\$-	\$665.6	\$-	\$387.0	\$-	\$567.5	\$-	\$2,000.0	\$-

Inflation Reduction Act (IRA) (dollars in millions)				
2022 Actual Obligations	2023 Planned Obligations	2024 Planned Obligations	2025+outyears Planned Obligations	Total
\$-	\$-	\$-	\$-	\$-

Major Changes in FY 2024:

As a supplement to FY 2021 funds under the Consolidated Appropriations Act, 2021, the Infrastructure Investment and Jobs Act, 2022 (P.L. 117-58) directs the National Telecommunications and Information Administration (NTIA) to award \$2 billion in Tribal Broadband Connectivity grants to tribal governments for broadband deployment on tribal lands, as well as for telehealth, distance learning, broadband affordability, and digital inclusion. In FY 2023, NTIA will continue to award an additional \$650 million in grants from applications received in the initial Tribal Broadband Connectivity Notice of Funding Opportunity. In FY 2024, NTIA will receive, review, and award applications associated with a second grant competition to complete the award of approximately \$900 million in Tribal Broadband Connectivity grants.

Description of data:

Congress enacted appropriations that determined the level of funding. The method of distributing the funding to Tribes will be determined by a Notice of Funding Opportunity.

Description of how funds are expended:

As a supplement to FY 2021 funds under the Consolidated Appropriations Act, 2021, NTIA will award competitive grants from applications received in the initial and second Notice of Funding Opportunity for the Tribal Broadband Connectivity program.

Department of Defense – Department of Defense

Program Categories listed in table

Annual Budget and Appropriations (dollars in millions)													
Program Name	Category	2022 Budget		2022 Enacted		2023 Budget		2023 Enacted				2024 Budget	
		Disc.	Mand.	Disc.	Mand.	Disc.	Mand.	Disc.	Mand.	Disaster Supp.	Advance Approps. for 2024	Disc.	Mand.
Native American Lands Environmental Mitigation Program	Natural resources and environment	\$12.0	\$-	\$20.0	\$-	\$12.0	\$-	\$20.0	\$-	\$-	\$-	\$12.0	\$-
The Indian Incentive Program Payments (25 USC 1544)	Other	\$-	\$-	\$25.0	\$-	\$-	\$-	\$25.0	\$-	\$-	\$-	\$-	\$-

Bipartisan Infrastructure Law (BIL) (dollars in millions)											
Program Name	Category	2022 Actual Obligations		2023 Planned Obligations		2024 Planned Obligations		2025+outyears Planned Obligations		Totals	
		Disc.	Mand.	Disc.	Mand.	Disc.	Mand.	Disc.	Mand.	Disc.	Mand.
Native American Lands Environmental Mitigation Program	Natural resources and environment	\$-	\$-	\$-	\$-	\$-	\$-	\$-	\$-	\$-	\$-
The Indian Incentive Program Payments (25 USC 1544)	Other	\$-	\$-	\$-	\$-	\$-	\$-	\$-	\$-	\$-	\$-

Inflation Reduction Act (IRA) (dollars in millions)						
Program Name	Category	2022 Actual Obligations	2023 Planned Obligations	2024 Planned Obligations	2025+outyears Planned Obligations	Total
Native American Lands Environmental Mitigation Program	Natural resources and environment	\$-	\$-	\$-	\$-	\$-
The Indian Incentive Program Payments (25 USC 1544)	Other	\$-	\$-	\$-	\$-	\$-

Major Changes in FY 2024:

In FY 2024, the DOD request is \$12 million.

Description of data:

The DoD requests program funding for the Native American Lands Environmental Mitigation Program (NALEMP).

Description of how funds are expended:

The FY 2024 request will be used for the mitigation of environmental impacts, including training and technical assistance to Tribes, related administrative support, the gathering of information, documenting of environmental damage, and developing a system for prioritization of mitigation and cost to complete estimates for mitigation, on Indian lands resulting from Department of Defense activities. NALEMP addresses environmental effects of past DoD actions on Indian lands and on other locations where the Department, an Indian Tribe, and the current land owner agree that such mitigation is appropriate. Funding available under NALEMP is provided to Tribal partners through 2-year Cooperative Agreements (CAs) which enables tribal governments to lead NALEMP projects, incorporate traditional ecological knowledge into design for cleanup, and build tribal capacity regarding environmental services and technical remediation skills.

Department of Education – Direct Support Impact Aid - Basic Support

Program Category: Education and training

Annual Budget and Appropriations (dollars in millions)											
2022 Budget		2022 Enacted		2023 Budget		2023 Enacted				2024 Budget	
Disc.	Mand.	Disc.	Mand.	Disc.	Mand.	Disc.	Mand.	Disaster Supp.	Advance Approps. for 2024	Disc.	Mand.
\$769.0	\$-	\$790.0	\$-	\$785.0	\$-	\$827	\$-	\$-	\$-	\$827.0	\$-

Bipartisan Infrastructure Law (BIL) (dollars in millions)									
2022 Actual Obligations		2023 Planned Obligations		2024 Planned Obligations		2025+outyears Planned Obligations		Totals	
Disc.	Mand.	Disc.	Mand.	Disc.	Mand.	Disc.	Mand.	Disc.	Mand.
\$-	\$-	\$-	\$-	\$-	\$-	\$-	\$-	\$-	\$-

Inflation Reduction Act (IRA) (dollars in millions)					
2022 Actual Obligations	2023 Planned Obligations		2024 Planned Obligations	2025+outyears Planned Obligations	Total
\$-	\$-	\$-	\$-	\$-	\$-

Major Changes in FY 2024:

None.

Description of data:

Impact Aid - Basic Support

Description of how funds are expended:

Formula grants

Department of Education – Direct Support Indian Education (Local Education Agencies (LEA) grants)

Program Category: Education and training

Annual Budget and Appropriations (dollars in millions)											
2022 Budget		2022 Enacted		2023 Budget		2023 Enacted				2024 Budget	
Disc.	Mand.	Disc.	Mand.	Disc.	Mand.	Disc.	Mand.	Disaster Supp.	Advance Approps. for 2024	Disc.	Mand.
\$110.0	\$-	\$110.0	\$-	\$110.0	\$-	\$110	\$-	\$-	\$-	\$117.0	\$-

Bipartisan Infrastructure Law (BIL) (dollars in millions)									
2022 Actual Obligations		2023 Planned Obligations		2024 Planned Obligations		2025+outyears Planned Obligations		Totals	
Disc.	Mand.	Disc.	Mand.	Disc.	Mand.	Disc.	Mand.	Disc.	Mand.
\$-	\$-	\$-	\$-	\$-	\$-	\$-	\$-	\$-	\$-

Inflation Reduction Act (IRA) (dollars in millions)					
2022 Actual Obligations	2023 Planned Obligations		2024 Planned Obligations	2025+outyears Planned Obligations	Total
\$-	\$-	\$-	\$-	\$-	\$-

Major Changes in FY 2024:

None.

Description of data:

Indian Education (LEA grants)

Description of how funds are expended:

Formula grants

Department of Education – Direct Support Other*Program Category: Education and training*

Annual Budget and Appropriations (dollars in millions)											
2022 Budget		2022 Enacted		2023 Budget		2023 Enacted				2024 Budget	
Disc.	Mand.	Disc.	Mand.	Disc.	Mand.	Disc.	Mand.	Disaster Supp.	Advance Approps. for 2024	Disc.	Mand.
\$227.0	\$69.0	\$221.0	\$56.0	\$234.0	\$61.0	\$248	\$58.0	\$-	\$-	\$259.0	\$61.0

Bipartisan Infrastructure Law (BIL) (dollars in millions)									
2022 Actual Obligations		2023 Planned Obligations		2024 Planned Obligations		2025+outyears Planned Obligations		Totals	
Disc.	Mand.	Disc.	Mand.	Disc.	Mand.	Disc.	Mand.	Disc.	Mand.
\$-	\$-	\$-	\$-	\$-	\$-	\$-	\$-	\$-	\$-

Inflation Reduction Act (IRA) (dollars in millions)									
2022 Actual Obligations		2023 Planned Obligations		2024 Planned Obligations		2025+outyears Planned Obligations		Total	
	\$-		\$-		\$-		\$-		\$-

Major Changes in FY 2024:

None.

Description of data:

"Other" direct support includes funding from 21st Century Community Learning Centers, Rural Education, Supporting Effective Instruction State Grants, Homeless Children and Youth, Special Education - Infants, State Assessment Grants, School Support and Academic Enrichment State Grants, Indian Education - Special Programs, Indian Education - National Programs, Alaska Native Education Equity, Native American Career & Technical Education, Impact Aid - Disabilities, Impact Aid - Construction "Formula", Impact Aid - Construction "Discretionary", Vocational Rehabilitation for American Indians with Disabilities, Title III Institutional Aid (AN/NH-Serving Program), English Language Acquisition NA/AN Children, Native American Nontribal Institutions, and Special Education Parent Information Centers programs.

FY22 Enacted Discretionary level for 21st Century Community Learning Centers and School Support and Academic Enrichment State Grants includes funds from regular appropriations and from the Bipartisan Safer Communities Supplemental Appropriations Act, 2022.

Description of how funds are expended:

Competitive and formula grants

Department of Education – Direct Support Special Education Grants to States

Program Category: Education and training

Annual Budget and Appropriations (dollars in millions)											
2022 Budget		2022 Enacted		2023 Budget		2023 Enacted				2024 Budget	
Disc.	Mand.	Disc.	Mand.	Disc.	Mand.	Disc.	Mand.	Disaster Supp.	Advance Approps. for 2024	Disc.	Mand.
\$100.0	\$-	\$100.0	\$-	\$103.0	\$-	\$106	\$-	\$-	\$-	\$110.0	\$-

Bipartisan Infrastructure Law (BIL) (dollars in millions)									
2022 Actual Obligations		2023 Planned Obligations		2024 Planned Obligations		2025+outyears Planned Obligations		Totals	
Disc.	Mand.	Disc.	Mand.	Disc.	Mand.	Disc.	Mand.	Disc.	Mand.
\$-	\$-	\$-	\$-	\$-	\$-	\$-	\$-	\$-	\$-

Inflation Reduction Act (IRA) (dollars in millions)				
2022 Actual Obligations	2023 Planned Obligations	2024 Planned Obligations	2025+outyears Planned Obligations	Total
\$-	\$-	\$-	\$-	\$-

Major Changes in FY 2024:

None.

Description of data:

Special Education Grants to States

Description of how funds are expended:

Formula grants

Department of Education – Direct Support Title I -LEA Grants

Program Category: Education and training

Annual Budget and Appropriations (dollars in millions)											
2022 Budget		2022 Enacted		2023 Budget		2023 Enacted				2024 Budget	
Disc.	Mand.	Disc.	Mand.	Disc.	Mand.	Disc.	Mand.	Disaster Supp.	Advance Approps. for 2024	Disc.	Mand.
\$256.0	\$-	\$123.0	\$-	\$143.0	\$112.0	\$53	\$-	\$-	\$76.0	\$143.0	\$-

Bipartisan Infrastructure Law (BIL) (dollars in millions)									
2022 Actual Obligations		2023 Planned Obligations		2024 Planned Obligations		2025+outyears Planned Obligations		Totals	
Disc.	Mand.	Disc.	Mand.	Disc.	Mand.	Disc.	Mand.	Disc.	Mand.
\$-	\$-	\$-	\$-	\$-	\$-	\$-	\$-	\$-	\$-

Inflation Reduction Act (IRA) (dollars in millions)				
2022 Actual Obligations	2023 Planned Obligations	2024 Planned Obligations	2025+outyears Planned Obligations	Total
\$-	\$-	\$-	\$-	\$-

Major Changes in FY 2024:

Because the FY 2024 Advance Approps appropriated in FY 2023 is reported separately, that amount is no longer reported in the FY 2023 Enacted Discretionary column.

Description of data:

Title I - LEA Grants

Description of how funds are expended:

Formula grants

Department of Education – Indirect Support Other

Program Category: Education and training

Annual Budget and Appropriations (dollars in millions)											
2022 Budget		2022 Enacted		2023 Budget		2023 Enacted				2024 Budget	
Disc.	Mand.	Disc.	Mand.	Disc.	Mand.	Disc.	Mand.	Disaster Supp.	Advance Approps. for 2024	Disc.	Mand.
\$1,628.0	\$2,340.0	\$1,371.0	\$2,491.0	\$1,605.0	\$2,193.0	\$1,506.0	\$2,527.0	\$-	\$9.0	\$1,891.0	\$2,566.0

Bipartisan Infrastructure Law (BIL) (dollars in millions)									
2022 Actual Obligations		2023 Planned Obligations		2024 Planned Obligations		2025+outyears Planned Obligations		Totals	
Disc.	Mand.	Disc.	Mand.	Disc.	Mand.	Disc.	Mand.	Disc.	Mand.
\$-	\$-	\$-	\$-	\$-	\$-	\$-	\$-	\$-	\$-

Inflation Reduction Act (IRA) (dollars in millions)					
2022 Actual Obligations	2023 Planned Obligations		2024 Planned Obligations	2025+outyears Planned Obligations	Total
\$-	\$-	\$-	\$-	\$-	\$-

Major Changes in FY 2024:

Due to a change in how estimates are calculated for the Adult Literacy and Basic program, some amounts have changed slightly since the 2023 Native American Funding Crosscut report.

Description of data:

"Other" indirect funds include funds from the English Language Acquisition, Special Education - Preschool, Special Education - Infants, Vocational Rehabilitation Services, Career & Technical Education, Adult Literacy and Basic, Student Financial Assistance, Student Loans, Minority Science & Engineering Improvement, GEAR UP, and TRIO programs.

Description of how funds are expended:

Formula and competitive grants and student loans

Department of Education – Indirect Support Special Education Grants to States

Program Category: Education and training

Annual Budget and Appropriations (dollars in millions)											
2022 Budget		2022 Enacted		2023 Budget		2023 Enacted				2024 Budget	
Disc.	Mand.	Disc.	Mand.	Disc.	Mand.	Disc.	Mand.	Disaster Supp.	Advance Approps. for 2024	Disc.	Mand.
\$192.0	\$-	\$165.0	\$-	\$201.0	\$-	\$61	\$-	\$-	\$115.0	\$201.0	\$-

Bipartisan Infrastructure Law (BIL) (dollars in millions)									
2022 Actual Obligations		2023 Planned Obligations		2024 Planned Obligations		2025+outyears Planned Obligations		Totals	
Disc.	Mand.	Disc.	Mand.	Disc.	Mand.	Disc.	Mand.	Disc.	Mand.
\$-	\$-	\$-	\$-	\$-	\$-	\$-	\$-	\$-	\$-

Inflation Reduction Act (IRA) (dollars in millions)				
2022 Actual Obligations	2023 Planned Obligations	2024 Planned Obligations	2025+outyears Planned Obligations	Total
\$-	\$-	\$-	\$-	\$-

Major Changes in FY 2024:

Because the FY 2024 Advance Approps appropriated in FY 2023 is reported separately, that amount is no longer reported in the FY 2023 Enacted Discretionary column.

Description of data:

Special Education Grants to States

Description of how funds are expended:

Formula grants

Department of Education – Indirect Support Title I - LEA Grants

Program Category: Education and training

Annual Budget and Appropriations (dollars in millions)											
2022 Budget		2022 Enacted		2023 Budget		2023 Enacted				2024 Budget	
Disc.	Mand.	Disc.	Mand.	Disc.	Mand.	Disc.	Mand.	Disaster Supp.	Advance Approps. for 2024	Disc.	Mand.
\$542.0	\$-	\$258.0	\$-	\$303.0	\$236.0	\$111	\$-	\$-	\$160.0	\$303.0	\$-

Bipartisan Infrastructure Law (BIL) (dollars in millions)									
2022 Actual Obligations		2023 Planned Obligations		2024 Planned Obligations		2025+outyears Planned Obligations		Totals	
Disc.	Mand.	Disc.	Mand.	Disc.	Mand.	Disc.	Mand.	Disc.	Mand.
\$-	\$-	\$-	\$-	\$-	\$-	\$-	\$-	\$-	\$-

Inflation Reduction Act (IRA) (dollars in millions)					
2022 Actual Obligations	2023 Planned Obligations		2024 Planned Obligations	2025+outyears Planned Obligations	Total
\$-	\$-	\$-	\$-	\$-	\$-

Major Changes in FY 2024:

Edited FY22 budget from original 542 to 245, per Neil Danberg 5/19/2021 -- Estimates are not yet available for the Budget's proposed \$20 billion for new Title I Equity Grants.

Description of data:

Title I - LEA Grants

Description of how funds are expended:

Formula grants

Department of Education – Tribal Colleges and Universities Strengthening Tribally Controlled Colleges and Universities

Program Category: Education and training

Annual Budget and Appropriations (dollars in millions)											
2022 Budget		2022 Enacted		2023 Budget		2023 Enacted				2024 Budget	
Disc.	Mand.	Disc.	Mand.	Disc.	Mand.	Disc.	Mand.	Disaster Supp.	Advance Approps. for 2024	Disc.	Mand.
\$53.0	\$87.0	\$44.0	\$28.0	\$53.0	\$28.0	\$52	\$28.0	\$-	\$-	\$53.0	\$30.0

Bipartisan Infrastructure Law (BIL) (dollars in millions)									
2022 Actual Obligations		2023 Planned Obligations		2024 Planned Obligations		2025+outyears Planned Obligations		Totals	
Disc.	Mand.	Disc.	Mand.	Disc.	Mand.	Disc.	Mand.	Disc.	Mand.
\$-	\$-	\$-	\$-	\$-	\$-	\$-	\$-	\$-	\$-

Inflation Reduction Act (IRA) (dollars in millions)					
2022 Actual Obligations	2023 Planned Obligations		2024 Planned Obligations	2025+outyears Planned Obligations	Total
\$-	\$-	\$-	\$-	\$-	\$-

Major Changes in FY 2024:

None.

Description of data:

Strengthening Tribally Controlled Colleges and Universities

Description of how funds are expended:

Formula-based discretionary grants

Department of Education – Tribal Colleges and Universities Tribally Controlled Postsecondary Career and Technical Institutions

Program Category: Education and training

Annual Budget and Appropriations (dollars in millions)											
2022 Budget		2022 Enacted		2023 Budget		2023 Enacted				2024 Budget	
Disc.	Mand.	Disc.	Mand.	Disc.	Mand.	Disc.	Mand.	Disaster Supp.	Advance Approps. for 2024	Disc.	Mand.
\$11.0	\$-	\$11.0	\$-	\$11.0	\$-	\$12	\$-	\$-	\$-	\$12.0	\$-

Bipartisan Infrastructure Law (BIL) (dollars in millions)									
2022 Actual Obligations		2023 Planned Obligations		2024 Planned Obligations		2025+outyears Planned Obligations		Totals	
Disc.	Mand.	Disc.	Mand.	Disc.	Mand.	Disc.	Mand.	Disc.	Mand.
\$-	\$-	\$-	\$-	\$-	\$-	\$-	\$-	\$-	\$-

Inflation Reduction Act (IRA) (dollars in millions)					
2022 Actual Obligations	2023 Planned Obligations		2024 Planned Obligations	2025+outyears Planned Obligations	Total
\$-	\$-	\$-	\$-	\$-	\$-

Major Changes in FY 2024:

None.

Description of data:

Tribally Controlled Postsecondary Career and Technical Institutions

Description of how funds are expended:

Competitive grants

Department of Energy – Environmental Management Community Outreach

Program Category: Education and training

Annual Budget and Appropriations (dollars in millions)											
2022 Budget		2022 Enacted		2023 Budget		2023 Enacted				2024 Budget	
Disc.	Mand.	Disc.	Mand.	Disc.	Mand.	Disc.	Mand.	Disaster Supp.	Advance Approps. for 2024	Disc.	Mand.
\$1.0	\$-	\$1.0	\$-	\$1.3	\$-	\$1.3	\$-	\$-	\$-	\$1.3	\$-

Bipartisan Infrastructure Law (BIL) (dollars in millions)									
2022 Actual Obligations		2023 Planned Obligations		2024 Planned Obligations		2025+outyears Planned Obligations		Totals	
Disc.	Mand.	Disc.	Mand.	Disc.	Mand.	Disc.	Mand.	Disc.	Mand.
\$-	\$-	\$-	\$-	\$-	\$-	\$-	\$-	\$-	\$-

Inflation Reduction Act (IRA) (dollars in millions)					
2022 Actual Obligations	2023 Planned Obligations		2024 Planned Obligations	2025+outyears Planned Obligations	Total
\$-	\$-	\$-	\$-	\$-	\$-

Major Changes in FY 2024:

No major changes.

Description of data:

Community Outreach: This is a 5-year cooperative agreement between EM and Seneca Nation of Indians.

Description of how funds are expended:

Community Outreach: This agreement supports community outreach around the West Valley Site.

Department of Energy – Environmental Management Community Outreach

Program Category: Natural resources and environment

Annual Budget and Appropriations (dollars in millions)											
2022 Budget		2022 Enacted		2023 Budget		2023 Enacted				2024 Budget	
Disc.	Mand.	Disc.	Mand.	Disc.	Mand.	Disc.	Mand.	Disaster Supp.	Advance Approps. for 2024	Disc.	Mand.
\$4.7	\$-	\$4.7	\$-	\$6.1	\$-	\$6.1	\$-	\$-	\$-	\$6.1	\$-

Bipartisan Infrastructure Law (BIL) (dollars in millions)									
2022 Actual Obligations		2023 Planned Obligations		2024 Planned Obligations		2025+outyears Planned Obligations		Totals	
Disc.	Mand.	Disc.	Mand.	Disc.	Mand.	Disc.	Mand.	Disc.	Mand.
\$-	\$-	\$-	\$-	\$-	\$-	\$-	\$-	\$-	\$-

Inflation Reduction Act (IRA) (dollars in millions)					
2022 Actual Obligations	2023 Planned Obligations		2024 Planned Obligations	2025+outyears Planned Obligations	Total
\$-	\$-	\$-	\$-	\$-	\$-

Major Changes in FY 2024:

No major changes.

Description of data:

Description of how funds are expended:

Department of Energy – Environmental Management Los Alamos Pueblos Program

Program Category: Natural resources and environment

Annual Budget and Appropriations (dollars in millions)											
2022 Budget		2022 Enacted		2023 Budget		2023 Enacted				2024 Budget	
Disc.	Mand.	Disc.	Mand.	Disc.	Mand.	Disc.	Mand.	Disaster Supp.	Advance Approps. for 2024	Disc.	Mand.
\$1.7	\$-	\$1.7	\$-	\$3.4	\$-	\$3.4	\$-	\$-	\$-	\$3.4	\$-

Bipartisan Infrastructure Law (BIL) (dollars in millions)									
2022 Actual Obligations		2023 Planned Obligations		2024 Planned Obligations		2025+outyears Planned Obligations		Totals	
Disc.	Mand.	Disc.	Mand.	Disc.	Mand.	Disc.	Mand.	Disc.	Mand.
\$-	\$-	\$-	\$-	\$-	\$-	\$-	\$-	\$-	\$-

Inflation Reduction Act (IRA) (dollars in millions)					
2022 Actual Obligations	2023 Planned Obligations		2024 Planned Obligations	2025+outyears Planned Obligations	Total
\$-	\$-	\$-	\$-	\$-	\$-

Major Changes in FY 2024:

No major changes.

Description of data:

Los Alamos Pueblos Program: This is a 5-year grant between EM and Pueblo of Jemez, Pueblo of Cochiti, Pueblo of Santa Clara, and Pueblo de San Ildefonso.

Description of how funds are expended:

Los Alamos Pueblos Program: This grant supports Pueblos of Jemez, de Cochiti, Santa Clara, de San Ildefonso participation in the Los Alamos Pueblos' Project activities and Natural Resource Damage Assessment Trustee Council.

Department of Energy – Environmental Management Miscellaneous Programs and Agreements in Principle

Program Category: Natural resources and environment

Annual Budget and Appropriations (dollars in millions)											
2022 Budget		2022 Enacted		2023 Budget		2023 Enacted				2024 Budget	
Disc.	Mand.	Disc.	Mand.	Disc.	Mand.	Disc.	Mand.	Disaster Supp.	Advance Approps. for 2024	Disc.	Mand.
\$3.4	\$-	\$3.4	\$-	\$3.4	\$-	\$3.4	\$-	\$-	\$-	\$3.4	\$-

Bipartisan Infrastructure Law (BIL) (dollars in millions)									
2022 Actual Obligations		2023 Planned Obligations		2024 Planned Obligations		2025+outyears Planned Obligations		Totals	
Disc.	Mand.	Disc.	Mand.	Disc.	Mand.	Disc.	Mand.	Disc.	Mand.
\$-	\$-	\$-	\$-	\$-	\$-	\$-	\$-	\$-	\$-

Inflation Reduction Act (IRA) (dollars in millions)					
2022 Actual Obligations	2023 Planned Obligations		2024 Planned Obligations	2025+outyears Planned Obligations	Total
\$-	\$-	\$-	\$-	\$-	\$-

Major Changes in FY 2024:

No major changes.

Description of data:

Miscellaneous Programs and Agreements in Principle: This Project Baseline Summary includes continued community, Tribal, Los Alamos Pueblos Project (LAPP), and site wide programs including the Natural Resource Damage Assessment Program at Los Alamos National Laboratory.

Description of how funds are expended:

Miscellaneous Programs and Agreements in Principle: Funding provided through the cooperative agreements to perform environmental sampling, monitoring, and community-based education programs. The type of sampling, number of sampling sites and frequency varies and is determined by each agreement. Current sampling and monitoring include: Water, including ground water, surface water, storm run-off, irrigation canals, and wells; Air; Soil, including sediment from riverbeds, fields, individual family crops, and other identified areas of concern (for example: Cultural and/or religious areas); and Wildlife including aquatic life, big and small game.

Department of Energy – Environmental Management Natural Resources Damage Assessment (NRDA)

Program Category: Natural resources and environment

Annual Budget and Appropriations (dollars in millions)											
2022 Budget		2022 Enacted		2023 Budget		2023 Enacted				2024 Budget	
Disc.	Mand.	Disc.	Mand.	Disc.	Mand.	Disc.	Mand.	Disaster Supp.	Advance Approps. for 2024	Disc.	Mand.
\$0.9	\$-	\$0.9	\$-	\$1.0	\$-	\$1	\$-	\$-	\$-	\$1.0	\$-

Bipartisan Infrastructure Law (BIL) (dollars in millions)									
2022 Actual Obligations		2023 Planned Obligations		2024 Planned Obligations		2025+outyears Planned Obligations		Totals	
Disc.	Mand.	Disc.	Mand.	Disc.	Mand.	Disc.	Mand.	Disc.	Mand.
\$-	\$-	\$-	\$-	\$-	\$-	\$-	\$-	\$-	\$-

Inflation Reduction Act (IRA) (dollars in millions)					
2022 Actual Obligations	2023 Planned Obligations		2024 Planned Obligations	2025+outyears Planned Obligations	Total
\$-	\$-	\$-	\$-	\$-	\$-

Major Changes in FY 2024:

No major changes.

Description of data:

Non-competitive 5 year cooperative agreements. No cost share.

Description of how funds are expended:

The U.S. Department of Energy (DOE) has provided funding under various agreements since 1993 to help address natural resources impacted by the releases of hazardous substances on the DOE site. Tribes participate as a primary party in the Natural Resources Damage Assessment (NRDA) process to help maintain treaty rights by working with DOE as it honors American Indian Policy; helps protect and preserve natural and cultural resources at the site; and allows the Tribe to fully engage in the cleanup and restoration of the site as it works toward meeting the goal of the DOE site vision. Objectives are to help ensure that natural resource values are fully considered in decision-making related to the site; to integrate, to the extent practicable, natural resource restoration into cleanup actions; and to minimize additional injuries to natural resources during cleanup, to encourage the development and implementation of site wide natural resource planning which supports mitigation, restoration, and management goals, and encompasses good stewardship practices.

Department of Energy – Environmental Management Safety for Waste Isolation Pilot Plant (WIPP) Transportation Corridor

Program Category: Education and training

Annual Budget and Appropriations (dollars in millions)											
2022 Budget		2022 Enacted		2023 Budget		2023 Enacted				2024 Budget	
Disc.	Mand.	Disc.	Mand.	Disc.	Mand.	Disc.	Mand.	Disaster Supp.	Advance Approps. for 2024	Disc.	Mand.
\$0.6	\$-	\$0.6	\$-	\$0.7	\$-	\$0.7	\$-	\$-	\$-	\$0.7	\$-

Bipartisan Infrastructure Law (BIL) (dollars in millions)									
2022 Actual Obligations		2023 Planned Obligations		2024 Planned Obligations		2025+outyears Planned Obligations		Totals	
Disc.	Mand.	Disc.	Mand.	Disc.	Mand.	Disc.	Mand.	Disc.	Mand.
\$-	\$-	\$-	\$-	\$-	\$-	\$-	\$-	\$-	\$-

Inflation Reduction Act (IRA) (dollars in millions)				
2022 Actual Obligations	2023 Planned Obligations	2024 Planned Obligations	2025+outyears Planned Obligations	Total
\$-	\$-	\$-	\$-	\$-

Major Changes in FY 2024:

No major changes.

Description of data:

Safety for WIPP Transportation Corridor: This is a 5-year grant between EM and Santa Fe Indian School.

Description of how funds are expended:

Safety for WIPP Transportation Corridor: This grant supports the Santa Fe Indian School Community Based Education Model Project.

Department of Energy – Environmental Management Shoshone-Bannock Tribes

Program Category: Natural resources and environment

Annual Budget and Appropriations (dollars in millions)											
2022 Budget		2022 Enacted		2023 Budget		2023 Enacted				2024 Budget	
Disc.	Mand.	Disc.	Mand.	Disc.	Mand.	Disc.	Mand.	Disaster Supp.	Advance Approps. for 2024	Disc.	Mand.
\$1.3	\$-	\$1.3	\$-	\$2.3	\$-	\$2.3	\$-	\$-	\$-	\$2.3	\$-

Bipartisan Infrastructure Law (BIL) (dollars in millions)									
2022 Actual Obligations		2023 Planned Obligations		2024 Planned Obligations		2025+outyears Planned Obligations		Totals	
Disc.	Mand.	Disc.	Mand.	Disc.	Mand.	Disc.	Mand.	Disc.	Mand.
\$-	\$-	\$-	\$-	\$-	\$-	\$-	\$-	\$-	\$-

Inflation Reduction Act (IRA) (dollars in millions)					
2022 Actual Obligations	2023 Planned Obligations		2024 Planned Obligations	2025+outyears Planned Obligations	Total
\$-	\$-	\$-	\$-	\$-	\$-

Major Changes in FY 2024:

NE/EM activity (Shoshone-Bannock Tribes): Updated agreement as of 9/26/2022 for a 5 year period starting FY 2023.

Description of data:

Shoshone-Bannock Tribes: This is a 5 year Cooperative Agreement between NE and EM for Shoshone-Bannock Tribes at cost share of 59% for NE and 41% for EM for a total of \$11.27M.

Description of how funds are expended:

Shoshone-Bannock Tribes: This is a 5 year Cooperative Agreement between NE and EM for Shoshone-Bannock Tribes and also includes \$1.61M for Tribal Office of Emergency Management.

Department of Energy – Environmental Management Stakeholder Community Outreach*Program Category: Natural resources and environment*

Annual Budget and Appropriations (dollars in millions)											
2022 Budget		2022 Enacted		2023 Budget		2023 Enacted				2024 Budget	
Disc.	Mand.	Disc.	Mand.	Disc.	Mand.	Disc.	Mand.	Disaster Supp.	Advance Approps. for 2024	Disc.	Mand.
\$4.4	\$-	\$4.4	\$-	\$5.2	\$-	\$5.2	\$-	\$-	\$-	\$5.2	\$-

Bipartisan Infrastructure Law (BIL) (dollars in millions)									
2022 Actual Obligations		2023 Planned Obligations		2024 Planned Obligations		2025+outyears Planned Obligations		Totals	
Disc.	Mand.	Disc.	Mand.	Disc.	Mand.	Disc.	Mand.	Disc.	Mand.
\$-	\$-	\$-	\$-	\$-	\$-	\$-	\$-	\$-	\$-

Inflation Reduction Act (IRA) (dollars in millions)					
2022 Actual Obligations	2023 Planned Obligations		2024 Planned Obligations	2025+outyears Planned Obligations	Total
\$-	\$-	\$-	\$-	\$-	\$-

Major Changes in FY 2024:

No major changes.

Description of data:

Non-competitive 5 year cooperative agreements. No cost share.

Description of how funds are expended:

The U.S. Department of Energy (DOE) has provided funding under various agreements since the Basalt Waste Isolation Project in the 1980s as a means to involve tribal governments in the review of DOE environmental restoration and waste management activities and assist DOE in protecting tribal treaty rights. These agreements facilitate involvement in the decision-making process at the DOE site. These activities primarily involve consultation with and review and comment on DOE planning activities to ensure that tribal treaty rights are considered in environmental restoration and waste management activities being conducted at the DOE site.

Department of Energy – Grid Deployment Office Grid Resilience State and Tribal Formula Grant program (BIL 40101(d))

Program Category: Energy

Annual Budget and Appropriations (dollars in millions)											
2022 Budget		2022 Enacted		2023 Budget		2023 Enacted				2024 Budget	
Disc.	Mand.	Disc.	Mand.	Disc.	Mand.	Disc.	Mand.	Disaster Supp.	Advance Approps. for 2024	Disc.	Mand.
\$-	\$-	\$-	\$-	\$-	\$-	\$-	\$-	\$-	\$-	\$-	\$-

Bipartisan Infrastructure Law (BIL) (dollars in millions)									
2022 Actual Obligations		2023 Planned Obligations		2024 Planned Obligations		2025+outyears Planned Obligations		Totals	
Disc.	Mand.	Disc.	Mand.	Disc.	Mand.	Disc.	Mand.	Disc.	Mand.
\$-	\$-	\$180.7	\$-	\$90.0	\$-	\$180.0	\$-	\$450.7	\$-

Inflation Reduction Act (IRA) (dollars in millions)					
2022 Actual Obligations	2023 Planned Obligations		2024 Planned Obligations	2025+outyears Planned Obligations	Total
\$-	\$-	\$-	\$-	\$-	\$-

Major Changes in FY 2024:

In FY 2023, the Grid Resilience State and Tribal Formula Grant program obligates two years worth of allocations - FY 2022 and FY 2023 - to Tribes and Alaska Native Corporations. The decrease in FY 2024 obligations reflects the single FY 2024 allocations.

Description of data:

The Grid Resilience State and Tribal Formula Grant program is authorized by Sec. 40101(d) of the Bipartisan Infrastructure Law and administered by the Grid Deployment Office. The grants fund projects that reduce the likelihood and consequences of electrical outages due to wildfires, extreme weather, and other natural disasters. Funding can be directed toward a wide range of resilience measures, including hardening of power lines, facilities, or other systems; vegetation and utility pole management; weatherization activities; relocation or undergrounding of power lines; monitoring and control technologies; and deployment of distributed energy resources to enhance adaptive capacity.

Description of how funds are expended:

Grid Resilience State and Tribal Formula Grants - Funds will be expended to recognized Indian Tribes, including Alaska Native Regional Corporations and Alaska Native Village Corporations.

Department of Energy – Grid Deployment Office Tribal Nation Technical Assistance Program for Offshore Wind Transmission

Program Category: Energy

Annual Budget and Appropriations (dollars in millions)											
2022 Budget		2022 Enacted		2023 Budget		2023 Enacted				2024 Budget	
Disc.	Mand.	Disc.	Mand.	Disc.	Mand.	Disc.	Mand.	Disaster Supp.	Advance Approps. for 2024	Disc.	Mand.
\$-	\$-	\$-	\$-	\$-	\$-	\$1.8	\$-	\$-	\$-	\$2.0	\$-

Bipartisan Infrastructure Law (BIL) (dollars in millions)									
2022 Actual Obligations		2023 Planned Obligations		2024 Planned Obligations		2025+outyears Planned Obligations		Totals	
Disc.	Mand.	Disc.	Mand.	Disc.	Mand.	Disc.	Mand.	Disc.	Mand.
\$-	\$-	\$-	\$-	\$-	\$-	\$-	\$-	\$-	\$-

Inflation Reduction Act (IRA) (dollars in millions)					
2022 Actual Obligations	2023 Planned Obligations		2024 Planned Obligations	2025+outyears Planned Obligations	Total
\$-	\$-	\$-	\$-	\$-	\$-

Major Changes in FY 2024:

none.

Description of data:

Tribal Nation Technical Assistance Program for Offshore Wind Transmission provides capacity building, expert matching, and participation support for Tribal Nation members related to offshore wind transmission projects

Description of how funds are expended:

Tribal Nation Technical Assistance Program for Offshore Wind Transmission - Funding will be administered by technical assistance providers to eligible Tribal National members.

Department of Energy – Legacy Management Defense-Related Uranium Mine (DRUM) Program

Program Category: Other

Annual Budget and Appropriations (dollars in millions)											
2022 Budget		2022 Enacted		2023 Budget		2023 Enacted				2024 Budget	
Disc.	Mand.	Disc.	Mand.	Disc.	Mand.	Disc.	Mand.	Disaster Supp.	Advance Approps. for 2024	Disc.	Mand.
\$6.5	\$-	\$6.5	\$-	\$6.6	\$-	\$6.6	\$-	\$-	\$-	\$6.8	\$-

Bipartisan Infrastructure Law (BIL) (dollars in millions)									
2022 Actual Obligations		2023 Planned Obligations		2024 Planned Obligations		2025+outyears Planned Obligations		Totals	
Disc.	Mand.	Disc.	Mand.	Disc.	Mand.	Disc.	Mand.	Disc.	Mand.
\$-	\$-	\$-	\$-	\$-	\$-	\$-	\$-	\$-	\$-

Inflation Reduction Act (IRA) (dollars in millions)									
2022 Actual Obligations		2023 Planned Obligations		2024 Planned Obligations		2025+outyears Planned Obligations		Total	
\$-		\$-		\$-		\$-		\$-	

Major Changes in FY 2024:

LM will continue inventorying, risk screening, and safeguarding of DRUM sites on Navajo Nation and other Tribal lands. This work will ensure the protectiveness of the mines and mills on Tribal Lands where uranium ore was mined and processed by the government.

Base funding for DRUM and Long-Term Surveillance & Maintenance (LTS&M) activities are subject to regulatory, remediation, and community agreement limitations. As a result, funding that supports DRUM and LTS&M activities are not available for redistribution.

Defense-Related Uranium Mine (DRUM) Program -- Continue providing establishment a dedicated DRUM team to provide verification and validation of defense-related uranium mines located on or near Navajo Nation and Tribal lands.

Description of data:

Defense-Related Uranium Mine (DRUM) Program –LM’s DRUM Program is a partnership between federal land management agencies, state abandoned mine lands (AML) programs, and tribal governments. The partnership includes inventorying, risk screening, and safeguarding a specific set of abandoned uranium mines. The mines in question provided uranium ore to the U.S. Atomic Energy commission (AEC) for defense-related activities.

The DRUM activities accounted for in this data call includes continuing to dictate a DRUM Team for inventorying, risk screening, and safeguarding DRUM sites on Navajo Nation and other Tribal lands. This work will ensure the protectiveness of the mines and mills on Tribal Lands where uranium ore was mined and processed by the government.

Description of how funds are expended:

Defense-Related Uranium Mine (DRUM) Program – Funds are expended through contractor (support services for executing DRUM activities). Additionally, funds are expended through cooperative agreements and discretionary grants to Navajo Nations and Tribal Governments.

Department of Energy – Legacy Management Education, Communication, History, and Outreach (ECHO) Program

Program Category: Education and training

Annual Budget and Appropriations (dollars in millions)											
2022 Budget		2022 Enacted		2023 Budget		2023 Enacted				2024 Budget	
Disc.	Mand.	Disc.	Mand.	Disc.	Mand.	Disc.	Mand.	Disaster Supp.	Advance Approps. for 2024	Disc.	Mand.
\$0.6	\$-	\$0.6	\$-	\$0.6	\$-	\$0.6	\$-	\$-	\$-	\$0.6	\$-

Bipartisan Infrastructure Law (BIL) (dollars in millions)									
2022 Actual Obligations		2023 Planned Obligations		2024 Planned Obligations		2025+outyears Planned Obligations		Totals	
Disc.	Mand.	Disc.	Mand.	Disc.	Mand.	Disc.	Mand.	Disc.	Mand.
\$-	\$-	\$-	\$-	\$-	\$-	\$-	\$-	\$-	\$-

Inflation Reduction Act (IRA) (dollars in millions)				
2022 Actual Obligations	2023 Planned Obligations	2024 Planned Obligations	2025+outyears Planned Obligations	Total
\$-	\$-	\$-	\$-	\$-

Major Changes in FY 2024:

Education, Communications, History, & Outreach (ECHO) -- Continue providing LM site specific environmental safety educational outreach to Navajo Nation and Tribal lands communities located on or near LM sites.

Description of data:

Education, Communications, History, & Outreach (ECHO) – LM’s long-term stewardship includes providing ECHO activities such as stakeholder engagement, education, and outreach to communities where sites are located. The ECHO activities accounted in this data call includes environmental safety outreach to Navajo Nation and Tribal lands communities located on or near LM sites.

Description of how funds are expended:

Education, Communications, History, & Outreach (ECHO) -- Funds are expended through contractor (support services for executing ECHO activities).

Department of Energy – Legacy Management Environmental Justice (EJ) Program

Program Category: Justice

Annual Budget and Appropriations (dollars in millions)											
2022 Budget		2022 Enacted		2023 Budget		2023 Enacted				2024 Budget	
Disc.	Mand.	Disc.	Mand.	Disc.	Mand.	Disc.	Mand.	Disaster Supp.	Advance Approps. for 2024	Disc.	Mand.
\$-	\$-	\$-	\$-	\$3.3	\$-	\$3.3	\$-	\$-	\$-	\$4.8	\$-

Bipartisan Infrastructure Law (BIL) (dollars in millions)									
2022 Actual Obligations		2023 Planned Obligations		2024 Planned Obligations		2025+outyears Planned Obligations		Totals	
Disc.	Mand.	Disc.	Mand.	Disc.	Mand.	Disc.	Mand.	Disc.	Mand.
\$-	\$-	\$-	\$-	\$-	\$-	\$-	\$-	\$-	\$-

Inflation Reduction Act (IRA) (dollars in millions)					
2022 Actual Obligations	2023 Planned Obligations		2024 Planned Obligations	2025+outyears Planned Obligations	Total
\$-	\$-	\$-	\$-	\$-	\$-

Major Changes in FY 2024:

The funding increase in the FY 2023 Budget supports strengthening the EJ Program, enabling the program to reach a larger number of Native American or Alaskan Native communities.

Environmental Justice (EJ) Program – Continue executing U.S. Department of Energy (DOE) EJ mission in accordance with Executive Order (E.O.) 12898, “Federal Actions to Address Environmental Justice in Minority Populations and Low-Income Populations”.

- Strengthen EJ program, enabling the program to reach a larger number of Native American or Alaskan Native communities.

Description of data:

Environmental Justice (EJ) Program – LM’s EJ activities includes administering U.S. Department of Energy (DOE) EJ mission in accordance with Executive Order (E.O.) 12898. This includes all activities to ensure the fair treatment and meaningful involvement of all people—regardless of race, ethnicity, income, or education level—in environmental decision-making.

Description of how funds are expended:

Environmental Justice (EJ) Program – Funds are expended through cooperative agreements and discretionary grants to Tribal Colleges and Universities, Navajo Nations and Tribal Governments.

Department of Energy – Legacy Management Long Term Surveillance and Maintenance (LTS&M) Program

Program Category: Energy

Annual Budget and Appropriations (dollars in millions)											
2022 Budget		2022 Enacted		2023 Budget		2023 Enacted				2024 Budget	
Disc.	Mand.	Disc.	Mand.	Disc.	Mand.	Disc.	Mand.	Disaster Supp.	Advance Approps. for 2024	Disc.	Mand.
\$7.8	\$-	\$7.8	\$-	\$8.5	\$-	\$8.5	\$-	\$-	\$-	\$8.9	\$-

Bipartisan Infrastructure Law (BIL) (dollars in millions)									
2022 Actual Obligations		2023 Planned Obligations		2024 Planned Obligations		2025+outyears Planned Obligations		Totals	
Disc.	Mand.	Disc.	Mand.	Disc.	Mand.	Disc.	Mand.	Disc.	Mand.
\$-	\$-	\$-	\$-	\$-	\$-	\$-	\$-	\$-	\$-

Inflation Reduction Act (IRA) (dollars in millions)					
2022 Actual Obligations	2023 Planned Obligations		2024 Planned Obligations	2025+outyears Planned Obligations	Total
\$-	\$-	\$-	\$-	\$-	\$-

Major Changes in FY 2024:

Base funding for DRUM and Long-Term Surveillance & Maintenance (LTS&M) activities are subject to regulatory, remediation, and community agreement limitations. As a result, funding that supports DRUM and LTS&M activities are not available for redistribution.

Long-Term Surveillance & Maintenance (LTS&M) Program -- Continue providing long-term surveillance and maintenance at closed sites on or adjacent to Native American or Alaskan Native communities.

Description of data:

Long-Term Surveillance & Maintenance (LTS&M) Program -LM protects human health and the environment and provides long-term stewardship at more than 100 World War II and Cold War era sites where the federal government operated, researched, produced, and tested nuclear weapons and conducted scientific and engineering research. LM sites are in 29 States and Puerto Rico. Additionally, some of the closed sites are located on or near Native American or Alaskan Native communities.

LM's long-term stewardship includes providing LTS&M activities such as records archiving, routine inspections, maintenance, or the operation of active remedial action systems. The LTS&M activities accounted in this data call includes those executed sites located on or near Native American or Alaskan Native communities.

Description of how funds are expended:

Long-Term Surveillance & Maintenance (LTS&M) Program – Funds are expended through contractor (support services for executing LTS&M activities). Additionally, funds are expended through cooperative agreements and discretionary grants to Navajo Nations and Tribal Governments.

Department of Energy – National Nuclear Security Administration (NNSA) Tribal Education Partnership Program (TEPP)*Program Category: Education and training*

Annual Budget and Appropriations (dollars in millions)											
2022 Budget		2022 Enacted		2023 Budget		2023 Enacted				2024 Budget	
Disc.	Mand.	Disc.	Mand.	Disc.	Mand.	Disc.	Mand.	Disaster Supp.	Advance Approps. for 2024	Disc.	Mand.
\$5.0	\$-	\$10.0	\$-	\$5.0	\$-	\$10	\$-	\$-	\$-	\$10.0	\$-

Bipartisan Infrastructure Law (BIL) (dollars in millions)									
2022 Actual Obligations		2023 Planned Obligations		2024 Planned Obligations		2025+outyears Planned Obligations		Totals	
Disc.	Mand.	Disc.	Mand.	Disc.	Mand.	Disc.	Mand.	Disc.	Mand.
\$-	\$-	\$-	\$-	\$-	\$-	\$-	\$-	\$-	\$-

Inflation Reduction Act (IRA) (dollars in millions)					
2022 Actual Obligations	2023 Planned Obligations		2024 Planned Obligations	2025+outyears Planned Obligations	Total
\$-	\$-	\$-	\$-	\$-	\$-

Major Changes in FY 2024:

No major changes from FY 2023.

Description of data:

The entire subprogram is dedicated to supporting Tribal Colleges and Universities.

Description of how funds are expended:

The Minority Serving Institution Partnership Program's (MSIPP) mission is to create and foster a sustainable STEM-pathway that prepares a diverse workforce of world class talent through strategic partnerships between Minority Serving Institutions and the Nuclear Security Enterprise (NSE). MSIPP supports Historically Black Colleges and Universities (HBCUs), Hispanic Serving Institutions (HSIs), and Tribal Colleges and Universities (TCUs). MSIPP aligns investments in university capacity and workforce development with the NNSA mission to develop the needed skills and talent for the NSE's enduring technical workforce and to enhance research and education capacity at under-represented colleges and universities. TCUs are supported directly through the Tribal Education Partnership Program (TEPP), a sub-program within MSIPP with the same mission and objectives.

Department of Energy – Nuclear Energy

Program Category: Energy

Annual Budget and Appropriations (dollars in millions)											
2022 Budget		2022 Enacted		2023 Budget		2023 Enacted				2024 Budget	
Disc.	Mand.	Disc.	Mand.	Disc.	Mand.	Disc.	Mand.	Disaster Supp.	Advance Approps. for 2024	Disc.	Mand.
\$1.2	\$-	\$1.2	\$-	\$1.2	\$-	\$1.2	\$-	\$-	\$-	\$1.2	\$-

Bipartisan Infrastructure Law (BIL) (dollars in millions)									
2022 Actual Obligations		2023 Planned Obligations		2024 Planned Obligations		2025+outyears Planned Obligations		Totals	
Disc.	Mand.	Disc.	Mand.	Disc.	Mand.	Disc.	Mand.	Disc.	Mand.
\$-	\$-	\$-	\$-	\$-	\$-	\$-	\$-	\$-	\$-

Inflation Reduction Act (IRA) (dollars in millions)					
2022 Actual Obligations	2023 Planned Obligations		2024 Planned Obligations	2025+outyears Planned Obligations	Total
\$-	\$-	\$-	\$-	\$-	\$-

Major Changes in FY 2024:

No major changes.

Description of data:

This is a five-year Cooperative Agreement between the Office of Nuclear Energy (NE) and the Office of Environmental Management (EM) for Shoshone-Bannock Tribes at cost share of 83% for NE and 17% for EM for a total of \$6.643M.

Description of how funds are expended:

Cooperative Agreement between NE and EM for Shoshone-Bannock Tribes.

Department of Energy – Office of Electricity Energy Storage

Program Category: Energy

Annual Budget and Appropriations (dollars in millions)											
2022 Budget		2022 Enacted		2023 Budget		2023 Enacted				2024 Budget	
Disc.	Mand.	Disc.	Mand.	Disc.	Mand.	Disc.	Mand.	Disaster Supp.	Advance Approps. for 2024	Disc.	Mand.
\$-	\$-	\$-	\$-	\$-	\$-	\$1.6	\$-	\$-	\$-	\$-	\$-

Bipartisan Infrastructure Law (BIL) (dollars in millions)									
2022 Actual Obligations		2023 Planned Obligations		2024 Planned Obligations		2025+outyears Planned Obligations		Totals	
Disc.	Mand.	Disc.	Mand.	Disc.	Mand.	Disc.	Mand.	Disc.	Mand.
\$-	\$-	\$-	\$-	\$-	\$-	\$-	\$-	\$-	\$-

Inflation Reduction Act (IRA) (dollars in millions)					
2022 Actual Obligations	2023 Planned Obligations		2024 Planned Obligations	2025+outyears Planned Obligations	Total
\$-	\$-	\$-	\$-	\$-	\$-

Major Changes in FY 2024:

Energy Storage/Native American Projects: FY 2023 funding supports several projects that benefit or are related to Native Americans. Energy Storage does not have FY 2024 funding specifically set aside for Native American support, but they may be eligible for awards, depending on the funding vehicles used.

Description of data:

Energy Storage/Native American Projects: FY 2023 funding supports several projects that benefit or are related to Native Americans. Energy Storage does not have a specific program focused on Native American Funding.

Description of how funds are expended:

Competitive financial assistance awards; contracts with DOE national laboratories providing technical assistance to Tribal governments and organizations

Department of Energy – Office of Electricity Resilient Distribution Systems

Program Category: Energy

Annual Budget and Appropriations (dollars in millions)											
2022 Budget		2022 Enacted		2023 Budget		2023 Enacted				2024 Budget	
Disc.	Mand.	Disc.	Mand.	Disc.	Mand.	Disc.	Mand.	Disaster Supp.	Advance Approps. for 2024	Disc.	Mand.
\$-	\$-	\$10.0	\$-	\$-	\$-	\$10	\$-	\$-	\$-	\$-	\$-

Bipartisan Infrastructure Law (BIL) (dollars in millions)									
2022 Actual Obligations		2023 Planned Obligations		2024 Planned Obligations		2025+outyears Planned Obligations		Totals	
Disc.	Mand.	Disc.	Mand.	Disc.	Mand.	Disc.	Mand.	Disc.	Mand.
\$-	\$-	\$-	\$-	\$-	\$-	\$-	\$-	\$-	\$-

Inflation Reduction Act (IRA) (dollars in millions)					
2022 Actual Obligations	2023 Planned Obligations		2024 Planned Obligations	2025+outyears Planned Obligations	Total
\$-	\$-	\$-	\$-	\$-	\$-

Major Changes in FY 2024:

Resilient Distribution Systems/Underserved and Indigenous Community Microgrids (UICM): FY 2022 and FY 2023 enacted funding reflects congressional directed funding for Underserved and Indigenous Community Microgrids. No funding was requested for this activity in FY 2023 or FY 2024.

Description of data:

Resilient Distribution Systems/Underserved and Indigenous Community Microgrids (UICM): FY 2022 and FY 2023 funding supports projects on coordinated research, development, deployment, and training related to advanced microgrid-enabling technologies, with a focus on underserved and Indigenous communities in remote and islanded areas. These projects will address common microgrid challenges facing American Indians and Alaska Natives communities.

Energy Storage/Native American Projects: FY 2023 funding supports several projects that benefit or are related to Native Americans. Energy Storage does not have a specific program focused on Native American Funding.

Description of how funds are expended:

Competitive financial assistance awards; contracts with DOE national laboratories providing technical assistance to Tribal governments and organizations

Department of Energy – Office of Indian Energy Policy and Programs Indian Energy Policy and Programs

Program Category: Energy

Annual Budget and Appropriations (dollars in millions)											
2022 Budget		2022 Enacted		2023 Budget		2023 Enacted				2024 Budget	
Disc.	Mand.	Disc.	Mand.	Disc.	Mand.	Disc.	Mand.	Disaster Supp.	Advance Approps. for 2024	Disc.	Mand.
\$122.0	\$-	\$58.0	\$-	\$150.0	\$-	\$75	\$-	\$-	\$-	\$110.0	\$-

Bipartisan Infrastructure Law (BIL) (dollars in millions)									
2022 Actual Obligations		2023 Planned Obligations		2024 Planned Obligations		2025+outyears Planned Obligations		Totals	
Disc.	Mand.	Disc.	Mand.	Disc.	Mand.	Disc.	Mand.	Disc.	Mand.
\$-	\$-	\$-	\$-	\$-	\$-	\$-	\$-	\$-	\$-

Inflation Reduction Act (IRA) (dollars in millions)					
2022 Actual Obligations	2023 Planned Obligations		2024 Planned Obligations	2025+outyears Planned Obligations	Total
\$-	\$-	\$-	\$-	\$-	\$-

Major Changes in FY 2024:

In FY 2024, the Office of Indian Energy will continue its financial assistance and technical assistance to support Tribal Nations' transition to clean energy, providing energy access to unelectrified homes, addressing energy poverty, and serving more Tribes across the Nation. Additional initiatives focus on transitioning Tribal Colleges and Universities to clean energy, along with initiatives for climate justice and seven generation energy planning.

Description of data:

The Office of Indian Energy is exclusively funded to operate programs for consenting Indian tribes. None of the funds are used for purposes that do not benefit Native American Tribes.

Description of how funds are expended:

Funds will be provided through technical assistance and grants (competitive and formula grants) to support the transition of Tribal Nations to clean energy, increasing energy access, and addressing energy poverty. Additionally, financial and technical support will be provided to Tribal Colleges and Universities to continue their transition to clean energy.

Department of Energy – State and Community Energy Programs

Program Category (for all listed programs): Energy

Annual Budget and Appropriations (dollars in millions)													
Program Name	2022 Budget		2022 Enacted		2023 Budget		2023 Enacted				2024 Budget		
	Disc.	Mand.	Disc.	Mand.	Disc.	Mand.	Disc.	Mand.	Disaster Supp.	Advance Approps. for 2024	Disc.	Mand.	
Energy Efficiency (EE) Conservation Block Grant	\$-	\$-	\$-	\$-	\$-	\$-	\$-	\$-	\$-	\$-	\$-	\$-	\$-
High Efficiency Electric Homes Rebate Program-Tribes	\$-	\$-	\$-	\$-	\$-	\$-	\$-	\$-	\$-	\$-	\$-	\$-	\$-
Weatherization Assistance Program (WAP)	\$0.1	\$-	\$0.1	\$-	\$0.1	\$-	\$0.1	\$-	\$-	\$-	\$0.1	\$-	\$-

Bipartisan Infrastructure Law (BIL) (dollars in millions)											
Program Name	2022 Actual Obligations		2023 Planned Obligations		2024 Planned Obligations		2025+outyears Planned Obligations		Totals		
	Disc.	Mand.	Disc.	Mand.	Disc.	Mand.	Disc.	Mand.	Disc.	Mand.	
Energy Efficiency (EE) Conservation Block Grant	\$8.8	\$-	\$-	\$-	\$5.0	\$-	\$3.8	\$-	\$17.6	\$-	\$-
High Efficiency Electric Homes Rebate Program-Tribes	\$-	\$-	\$-	\$-	\$-	\$-	\$-	\$-	\$-	\$-	\$-
Weatherization Assistance Program (WAP)	\$0.7	\$-	\$0.1	\$-	\$0.1	\$-	\$0.1	\$-	\$1.0	\$-	\$-

Inflation Reduction Act (IRA) (dollars in millions)					
Program Name	2022 Actual Obligations	2023 Planned Obligations	2024 Planned Obligations	2025+outyears Planned Obligations	Total
Energy Efficiency (EE) Conservation Block Grant	\$-	\$-	\$-	\$-	\$-
High Efficiency Electric Homes Rebate Program-Tribes	\$-	\$10.0	\$140.0	\$68.3	\$218.3
Weatherization Assistance Program (WAP)	\$-	\$-	\$-	\$-	\$-

Major Changes in FY 2024:

No major changes.

Description of data:

The Weatherization Assistance Program provides formula funding to States and other governmental entities, including native American Tribes, for the weatherization of low-income housing. Planned funds will be distributed via formula allocation.

Description of how funds are expended:

Formula grants directly to the Northern Arapaho Tribe for the Weatherization Assistance Program.

Department of Energy – Tribal Energy Loan Guarantee Program (TELGP)

Program Category: Energy

Annual Budget and Appropriations (dollars in millions)											
2022 Budget		2022 Enacted		2023 Budget		2023 Enacted				2024 Budget	
Disc.	Mand.	Disc.	Mand.	Disc.	Mand.	Disc.	Mand.	Disaster Supp.	Advance Approps. for 2024	Disc.	Mand.
\$2.0	\$-	\$2.0	\$-	\$1.9	\$-	\$4	\$-	\$-	\$-	\$6.3	\$-

Bipartisan Infrastructure Law (BIL) (dollars in millions)									
2022 Actual Obligations		2023 Planned Obligations		2024 Planned Obligations		2025+outyears Planned Obligations		Totals	
Disc.	Mand.	Disc.	Mand.	Disc.	Mand.	Disc.	Mand.	Disc.	Mand.
\$-	\$-	\$-	\$-	\$-	\$-	\$-	\$-	\$-	\$-

Inflation Reduction Act (IRA) (dollars in millions)					
2022 Actual Obligations	2023 Planned Obligations		2024 Planned Obligations	2025+outyears Planned Obligations	Total
\$-	\$6.8		\$2.5	\$65.7	\$75.0

Major Changes in FY 2024:

No major changes. In FY 2024, LPO requests \$6.3 million to continue outreach, origination, and monitoring activities for TELGP to invigorate economic opportunities in tribal communities through the development of energy projects. The Request supports recently enacted changes to the program, including the ability for tribal borrowers to apply for direct loans from the Federal Financing Bank via TELGP, which have greatly increased interest and accessibility to the program. An increase of 6 Federal FTEs is included in the request. Finally, the FY 2024 Request allows LPO to continue outreach activities to Indian Tribes and Alaska Native Corporations to highlight and publicize important improvements to the program, in addition to continuing to communicate the availability of loan authority and information about the benefits of the program and its application process to all potential borrowers and stakeholders.

Description of data:

The FY 2024 Budget provides Administrative Expense funding for the Tribal Energy Loan Guarantee Program (TELGP) to continue loan guarantee originating activities, as well as to monitor its expected portfolio.

Description of how funds are expended:

Appropriations for administrative expense supports the activities related to establishing a program to market, originate and monitor loan guarantees. The Tribal Energy Loan Guarantee Program (TELGP) is authorized by Title V of the Energy Policy Act of 2005. Congress first appropriated funding for the program in FY 2017, and DOE issued the first TELGP solicitation to support tribal energy development in FY 2018. In FY 2022 applicants can access direct loans via the United States Treasury Federal Financing Bank, guaranteed by the DOE, obviating the need for a partial guarantee of a commercial lender. This change – in addition to the improvements made in FY 2023 to the TELGP solicitation to clarify ownership requirements, lending obligations, and fees – is expected to increase interest in and accessibility to TELGP loans. The loan must be made to a federally recognized Indian Tribe or Alaska Native Corporation for the purposes of energy development.

Department of Health and Human Services – Administration for Children and Families (ACF) Administration of Native Americans - Native American Programs

Program Category: Other

Annual Budget and Appropriations (dollars in millions)											
2022 Budget		2022 Enacted		2023 Budget		2023 Enacted				2024 Budget	
Disc.	Mand.	Disc.	Mand.	Disc.	Mand.	Disc.	Mand.	Disaster Supp.	Advance Approps. for 2024	Disc.	Mand.
\$60.0	\$-	\$58.8	\$-	\$62.5	\$-	\$60.5	\$-	\$-	\$-	\$87.5	\$-

Bipartisan Infrastructure Law (BIL) (dollars in millions)									
2022 Actual Obligations		2023 Planned Obligations		2024 Planned Obligations		2025+outyears Planned Obligations		Totals	
Disc.	Mand.	Disc.	Mand.	Disc.	Mand.	Disc.	Mand.	Disc.	Mand.
\$-	\$-	\$-	\$-	\$-	\$-	\$-	\$-	\$-	\$-

Inflation Reduction Act (IRA) (dollars in millions)				
2022 Actual Obligations	2023 Planned Obligations	2024 Planned Obligations	2025+outyears Planned Obligations	Total
\$-	\$-	\$-	\$-	\$-

Major Changes in FY 2024:

No major changes.

Description of data:

Total appropriation.

Description of how funds are expended:

Projects that promote business development, capacity-building, entrepreneurial activities, financial education, cultural and language preservation, as well as the implementation of environmental laws, regulations, and ordinances.

Department of Health and Human Services – Administration for Children and Families (ACF) Child Care Programs - Child Care and Development Fund (CCDF)

Program Category: Income Support

Annual Budget and Appropriations (dollars in millions)											
2022 Budget		2022 Enacted		2023 Budget		2023 Enacted				2024 Budget	
Disc.	Mand.	Disc.	Mand.	Disc.	Mand.	Disc.	Mand.	Disaster Supp.	Advance Approps. for 2024	Disc.	Mand.
\$399.0	\$100.0	\$370.0	\$100.0	\$404.0	\$100.0	\$456	\$100.0	\$-	\$-	\$512.0	\$100.0

Bipartisan Infrastructure Law (BIL) (dollars in millions)									
2022 Actual Obligations		2023 Planned Obligations		2024 Planned Obligations		2025+outyears Planned Obligations		Totals	
Disc.	Mand.	Disc.	Mand.	Disc.	Mand.	Disc.	Mand.	Disc.	Mand.
\$-	\$-	\$-	\$-	\$-	\$-	\$-	\$-	\$-	\$-

Inflation Reduction Act (IRA) (dollars in millions)					
2022 Actual Obligations	2023 Planned Obligations		2024 Planned Obligations	2025+outyears Planned Obligations	Total
\$-	\$-	\$-	\$-	\$-	\$-

Major Changes in FY 2024:

No major changes.

Description of data:

Description of how funds are expended:

The Child Care and Development Fund (CCDF) —a block grant to state, territory, and tribal governments that provides support for children and their families with paying for child care that will fit their needs and that will prepare children to succeed in school.

Department of Health and Human Services – Administration for Children and Families (ACF) Child Welfare Services

Program Category: Other

Annual Budget and Appropriations (dollars in millions)											
2022 Budget		2022 Enacted		2023 Budget		2023 Enacted				2024 Budget	
Disc.	Mand.	Disc.	Mand.	Disc.	Mand.	Disc.	Mand.	Disaster Supp.	Advance Approps. for 2024	Disc.	Mand.
\$7.0	\$-	\$7.0	\$-	\$7.3	\$-	\$7.6	\$-	\$-	\$-	\$7.6	\$-

Bipartisan Infrastructure Law (BIL) (dollars in millions)									
2022 Actual Obligations		2023 Planned Obligations		2024 Planned Obligations		2025+outyears Planned Obligations		Totals	
Disc.	Mand.	Disc.	Mand.	Disc.	Mand.	Disc.	Mand.	Disc.	Mand.
\$-	\$-	\$-	\$-	\$-	\$-	\$-	\$-	\$-	\$-

Inflation Reduction Act (IRA) (dollars in millions)					
2022 Actual Obligations	2023 Planned Obligations		2024 Planned Obligations	2025+outyears Planned Obligations	Total
\$-	\$-	\$-	\$-	\$-	\$-

Major Changes in FY 2024:

No major changes.

Description of data:

Percentage of total.

Description of how funds are expended:

Child Welfare Services program provides formula grants to help state and tribal public child welfare agencies to develop and expand their child and family services programs.

Department of Health and Human Services – Administration for Children and Families (ACF) Community Services Block Grant

Program Category: Income Support

Annual Budget and Appropriations (dollars in millions)											
2022 Budget		2022 Enacted		2023 Budget		2023 Enacted				2024 Budget	
Disc.	Mand.	Disc.	Mand.	Disc.	Mand.	Disc.	Mand.	Disaster Supp.	Advance Approps. for 2024	Disc.	Mand.
\$6.7	\$-	\$6.7	\$-	\$6.7	\$-	\$6.8	\$-	\$-	\$-	\$6.9	\$-

Bipartisan Infrastructure Law (BIL) (dollars in millions)									
2022 Actual Obligations		2023 Planned Obligations		2024 Planned Obligations		2025+outyears Planned Obligations		Totals	
Disc.	Mand.	Disc.	Mand.	Disc.	Mand.	Disc.	Mand.	Disc.	Mand.
\$-	\$-	\$-	\$-	\$-	\$-	\$-	\$-	\$-	\$-

Inflation Reduction Act (IRA) (dollars in millions)					
2022 Actual Obligations	2023 Planned Obligations		2024 Planned Obligations	2025+outyears Planned Obligations	Total
\$-	\$-	\$-	\$-	\$-	\$-

Major Changes in FY 2024:

No major changes.

Description of data:

Percentage of total.

Description of how funds are expended:

CSBG provides grant allocations, using a statutory formula calculation, to states, territories, and Tribes, for poverty reduction, including services to address employment, education, housing assistance, nutrition, energy, emergency services, health, and substance abuse.

Department of Health and Human Services – Administration for Children and Families (ACF) Community-Based Child Abuse Prevention

Program Category: Other

Annual Budget and Appropriations (dollars in millions)											
2022 Budget		2022 Enacted		2023 Budget		2023 Enacted				2024 Budget	
Disc.	Mand.	Disc.	Mand.	Disc.	Mand.	Disc.	Mand.	Disaster Supp.	Advance Approps. for 2024	Disc.	Mand.
\$0.8	\$-	\$0.7	\$-	\$0.9	\$-	\$0.7	\$-	\$-	\$-	\$0.9	\$-

Bipartisan Infrastructure Law (BIL) (dollars in millions)									
2022 Actual Obligations		2023 Planned Obligations		2024 Planned Obligations		2025+outyears Planned Obligations		Totals	
Disc.	Mand.	Disc.	Mand.	Disc.	Mand.	Disc.	Mand.	Disc.	Mand.
\$-	\$-	\$-	\$-	\$-	\$-	\$-	\$-	\$-	\$-

Inflation Reduction Act (IRA) (dollars in millions)					
2022 Actual Obligations	2023 Planned Obligations		2024 Planned Obligations	2025+outyears Planned Obligations	Total
\$-	\$-	\$-	\$-	\$-	\$-

Major Changes in FY 2024:

No major changes.

Description of data:

Percentage of total.

Description of how funds are expended:

Awarded as discretionary grants.

Department of Health and Human Services – Administration for Children and Families (ACF) Family Violence Prevention and Services

Program Category: Health

Annual Budget and Appropriations (dollars in millions)											
2022 Budget		2022 Enacted		2023 Budget		2023 Enacted				2024 Budget	
Disc.	Mand.	Disc.	Mand.	Disc.	Mand.	Disc.	Mand.	Disaster Supp.	Advance Approps. for 2024	Disc.	Mand.
\$24.0	\$-	\$24.0	\$-	\$26.0	\$-	\$27	\$-	\$-	\$-	\$27.0	\$-

Bipartisan Infrastructure Law (BIL) (dollars in millions)									
2022 Actual Obligations		2023 Planned Obligations		2024 Planned Obligations		2025+outyears Planned Obligations		Totals	
Disc.	Mand.	Disc.	Mand.	Disc.	Mand.	Disc.	Mand.	Disc.	Mand.
\$-	\$-	\$-	\$-	\$-	\$-	\$-	\$-	\$-	\$-

Inflation Reduction Act (IRA) (dollars in millions)					
2022 Actual Obligations	2023 Planned Obligations		2024 Planned Obligations	2025+outyears Planned Obligations	Total
\$-	\$-	\$-	\$-	\$-	\$-

Major Changes in FY 2024:

No major changes.

Description of data:

Percentage of total funding level plus any Tribal-specific allocations.

Description of how funds are expended:

Statute requires that not less than 10 percent of the FVPSA appropriation be awarded to Indian Tribes (including Alaska Natives) and Tribal organizations. FY 2022 and 2023 appropriations also directed an additional \$7 million for Tribes, which the FY 2024 Budget request proposes to continue.

Department of Health and Human Services – Administration for Children and Families (ACF) Head Start

Program Category: Education and training

Annual Budget and Appropriations (dollars in millions)											
2022 Budget		2022 Enacted		2023 Budget		2023 Enacted				2024 Budget	
Disc.	Mand.	Disc.	Mand.	Disc.	Mand.	Disc.	Mand.	Disaster Supp.	Advance Approps. for 2024	Disc.	Mand.
\$321.0	\$-	\$315.0	\$-	\$324.0	\$-	\$348	\$-	\$-	\$-	\$379.0	\$-

Bipartisan Infrastructure Law (BIL) (dollars in millions)									
2022 Actual Obligations		2023 Planned Obligations		2024 Planned Obligations		2025+outyears Planned Obligations		Totals	
Disc.	Mand.	Disc.	Mand.	Disc.	Mand.	Disc.	Mand.	Disc.	Mand.
\$-	\$-	\$-	\$-	\$-	\$-	\$-	\$-	\$-	\$-

Inflation Reduction Act (IRA) (dollars in millions)					
2022 Actual Obligations	2023 Planned Obligations		2024 Planned Obligations	2025+outyears Planned Obligations	Total
\$-	\$-	\$-	\$-	\$-	\$-

Major Changes in FY 2024:

No major changes.

Description of data:

Percentage of total.

Description of how funds are expended:

Federally recognized Tribes, or consortia of Tribes, are eligible to receive Head Start funding directly. The Head Start Act reserves funds for specifically for Tribes.

Department of Health and Human Services – Administration for Children and Families (ACF) Low Income Home Energy Assistance Program

Program Category: Income Support

Annual Budget and Appropriations (dollars in millions)											
2022 Budget		2022 Enacted		2023 Budget		2023 Enacted				2024 Budget	
Disc.	Mand.	Disc.	Mand.	Disc.	Mand.	Disc.	Mand.	Disaster Supp.	Advance Approps. for 2024	Disc.	Mand.
\$44.0	\$-	\$43.0	\$-	\$45.0	\$-	\$45	\$-	\$22.0	\$-	\$46.0	\$-

Bipartisan Infrastructure Law (BIL) (dollars in millions)									
2022 Actual Obligations		2023 Planned Obligations		2024 Planned Obligations		2025+outyears Planned Obligations		Totals	
Disc.	Mand.	Disc.	Mand.	Disc.	Mand.	Disc.	Mand.	Disc.	Mand.
\$1.0	\$-	\$1.0	\$-	\$1.0	\$-	\$1.0	\$-	\$4.0	\$-

Inflation Reduction Act (IRA) (dollars in millions)					
2022 Actual Obligations	2023 Planned Obligations		2024 Planned Obligations	2025+outyears Planned Obligations	Total
\$-	\$-	\$-	\$-	\$-	\$-

Major Changes in FY 2024:

Future Years are being budgeted for.

Description of data:

Actual; Percentage of total for budget amounts.

Description of how funds are expended:

Formula Grant

Department of Health and Human Services – Administration for Children and Families (ACF) Personal Responsibility Education Program

Program Category: Education and training

Annual Budget and Appropriations (dollars in millions)											
2022 Budget		2022 Enacted		2023 Budget		2023 Enacted				2024 Budget	
Disc.	Mand.	Disc.	Mand.	Disc.	Mand.	Disc.	Mand.	Disaster Supp.	Advance Approps. for 2024	Disc.	Mand.
\$-	\$3.3	\$-	\$3.3	\$-	\$3.3	\$-	\$3.4	\$-	\$-	\$-	\$3.3

Bipartisan Infrastructure Law (BIL) (dollars in millions)									
2022 Actual Obligations		2023 Planned Obligations		2024 Planned Obligations		2025+outyears Planned Obligations		Totals	
Disc.	Mand.	Disc.	Mand.	Disc.	Mand.	Disc.	Mand.	Disc.	Mand.
\$-	\$-	\$-	\$-	\$-	\$-	\$-	\$-	\$-	\$-

Inflation Reduction Act (IRA) (dollars in millions)					
2022 Actual Obligations	2023 Planned Obligations		2024 Planned Obligations	2025+outyears Planned Obligations	Total
\$-	\$-	\$-	\$-	\$-	\$-

Major Changes in FY 2024:

No major changes for PREP.

Description of data:

Percentage of the total.

Description of how funds are expended:

PREP amount will be spent for discretionary grants

Department of Health and Human Services – Administration for Children and Families (ACF) Promoting Safe and Stable Families

Program Category: Education and training

Annual Budget and Appropriations (dollars in millions)											
2022 Budget		2022 Enacted		2023 Budget		2023 Enacted				2024 Budget	
Disc.	Mand.	Disc.	Mand.	Disc.	Mand.	Disc.	Mand.	Disaster Supp.	Advance Approps. for 2024	Disc.	Mand.
\$2.4	\$13.8	\$2.4	\$9.6	\$2.4	\$17.3	\$2.4	\$9.6	\$-	\$-	\$2.4	\$16.8

Bipartisan Infrastructure Law (BIL) (dollars in millions)									
2022 Actual Obligations		2023 Planned Obligations		2024 Planned Obligations		2025+outyears Planned Obligations		Totals	
Disc.	Mand.	Disc.	Mand.	Disc.	Mand.	Disc.	Mand.	Disc.	Mand.
\$-	\$-	\$-	\$-	\$-	\$-	\$-	\$-	\$-	\$-

Inflation Reduction Act (IRA) (dollars in millions)					
2022 Actual Obligations	2023 Planned Obligations		2024 Planned Obligations	2025+outyears Planned Obligations	Total
\$-	\$-	\$-	\$-	\$-	\$-

Major Changes in FY 2024:

The increase from FY 23 to FY 24 is due to the PB request amount for PSSF.

Description of data:

Percentage of total.

Description of how funds are expended:

These funds will be spent on Formula grants.

Department of Health and Human Services – Administration for Children and Families (ACF) Tribal Child Support

Program Category: Income Support

Annual Budget and Appropriations (dollars in millions)											
2022 Budget		2022 Enacted		2023 Budget		2023 Enacted				2024 Budget	
Disc.	Mand.	Disc.	Mand.	Disc.	Mand.	Disc.	Mand.	Disaster Supp.	Advance Approps. for 2024	Disc.	Mand.
\$-	\$54.5	\$-	\$54.5	\$-	\$53.6	\$-	\$54.5	\$-	\$59.4	\$-	\$59.4

Bipartisan Infrastructure Law (BIL) (dollars in millions)									
2022 Actual Obligations		2023 Planned Obligations		2024 Planned Obligations		2025+outyears Planned Obligations		Totals	
Disc.	Mand.	Disc.	Mand.	Disc.	Mand.	Disc.	Mand.	Disc.	Mand.
\$-	\$-	\$-	\$-	\$-	\$-	\$-	\$-	\$-	\$-

Inflation Reduction Act (IRA) (dollars in millions)					
2022 Actual Obligations	2023 Planned Obligations		2024 Planned Obligations	2025+outyears Planned Obligations	Total
\$-	\$-	\$-	\$-	\$-	\$-

Major Changes in FY 2024:

FY 2023 and FY 2024 amounts are the program's estimated baseline costs.

Description of data:

FY 2023 and FY 2024 amounts are the program's estimated baseline costs.

Description of how funds are expended:

Funds are grants made to Tribes.

Department of Health and Human Services – Administration for Children and Families (ACF) Tribal Foster Care

Program Category: Education and training

Annual Budget and Appropriations (dollars in millions)											
2022 Budget		2022 Enacted		2023 Budget		2023 Enacted				2024 Budget	
Disc.	Mand.	Disc.	Mand.	Disc.	Mand.	Disc.	Mand.	Disaster Supp.	Advance Approps. for 2024	Disc.	Mand.
\$-	\$6.1	\$-	\$6.1	\$-	\$7.4	\$-	\$7.4	\$-	\$-	\$-	\$8.1

Bipartisan Infrastructure Law (BIL) (dollars in millions)									
2022 Actual Obligations		2023 Planned Obligations		2024 Planned Obligations		2025+outyears Planned Obligations		Totals	
Disc.	Mand.	Disc.	Mand.	Disc.	Mand.	Disc.	Mand.	Disc.	Mand.
\$-	\$-	\$-	\$-	\$-	\$-	\$-	\$-	\$-	\$-

Inflation Reduction Act (IRA) (dollars in millions)				
2022 Actual Obligations	2023 Planned Obligations	2024 Planned Obligations	2025+outyears Planned Obligations	Total
\$-	\$-	\$-	\$-	\$-

Major Changes in FY 2024:

No major changes.

Description of data:

Percentage of total.

Description of how funds are expended:

Contract with Tribal government , Competitive Grants and Non- Competitive Grants.

Department of Health and Human Services – Administration for Children and Families (ACF) Tribal TANF Healthy Marriage / Responsible Fatherhood

Program Category: Other

Annual Budget and Appropriations (dollars in millions)											
2022 Budget		2022 Enacted		2023 Budget		2023 Enacted				2024 Budget	
Disc.	Mand.	Disc.	Mand.	Disc.	Mand.	Disc.	Mand.	Disaster Supp.	Advance Approps. for 2024	Disc.	Mand.
\$-	\$2.0	\$-	\$2.0	\$-	\$2.0	\$-	\$2.0	\$-	\$-	\$-	\$2.0

Bipartisan Infrastructure Law (BIL) (dollars in millions)									
2022 Actual Obligations		2023 Planned Obligations		2024 Planned Obligations		2025+outyears Planned Obligations		Totals	
Disc.	Mand.	Disc.	Mand.	Disc.	Mand.	Disc.	Mand.	Disc.	Mand.
\$-	\$-	\$-	\$-	\$-	\$-	\$-	\$-	\$-	\$-

Inflation Reduction Act (IRA) (dollars in millions)					
2022 Actual Obligations	2023 Planned Obligations		2024 Planned Obligations	2025+outyears Planned Obligations	Total
\$-	\$-	\$-	\$-	\$-	\$-

Major Changes in FY 2024:

No major changes.

Description of data:

Statutory amount.

Description of how funds are expended:

Up to \$2 million of Healthy Marriage and Responsible Fatherhood funding is available for demonstration projects to test the effectiveness of coordinating tribal Temporary Assistance for Needy Families (TANF) and child welfare services for tribal families at risk of child abuse or neglect. Eight Tribal TANF-Child Welfare Coordination demonstration projects are providing improved case management for families eligible for assistance, supportive services and assistance to tribal children in out-of-home placements, and prevention services and assistance to tribal families at risk of child abuse and neglect.

Department of Health and Human Services – Administration for Children and Families (ACF) Tribal Temporary Assistance for Needy Families (TANF) Grants

Program Category: Income Support

Annual Budget and Appropriations (dollars in millions)											
2022 Budget		2022 Enacted		2023 Budget		2023 Enacted				2024 Budget	
Disc.	Mand.	Disc.	Mand.	Disc.	Mand.	Disc.	Mand.	Disaster Supp.	Advance Approps. for 2024	Disc.	Mand.
\$-	\$208.0	\$-	\$208.0	\$-	\$208.0	\$-	\$208.0	\$-	\$-	\$-	\$208.0

Bipartisan Infrastructure Law (BIL) (dollars in millions)									
2022 Actual Obligations		2023 Planned Obligations		2024 Planned Obligations		2025+outyears Planned Obligations		Totals	
Disc.	Mand.	Disc.	Mand.	Disc.	Mand.	Disc.	Mand.	Disc.	Mand.
\$-	\$-	\$-	\$-	\$-	\$-	\$-	\$-	\$-	\$-

Inflation Reduction Act (IRA) (dollars in millions)					
2022 Actual Obligations	2023 Planned Obligations		2024 Planned Obligations	2025+outyears Planned Obligations	Total
\$-	\$-	\$-	\$-	\$-	\$-

Major Changes in FY 2024:

No major changes.

Description of data:

Percentage of total.

Description of how funds are expended:

Tribes use TANF funding on a variety of programs and services that are reasonably calculated to address the program's four broad purposes: providing assistance to needy families so that children may be cared for in their own homes or the homes of relatives; ending dependence of needy parents by promoting job preparation, work, and marriage; preventing and reducing the incidence of out-of-wedlock pregnancies; and encouraging the formation and maintenance of two-parent families. Activities include cash assistance, child care, and employment and training services.

Department of Health and Human Services – Administration for Children and Families (ACF) Tribal Work Program

Program Category: Income Support

Annual Budget and Appropriations (dollars in millions)											
2022 Budget		2022 Enacted		2023 Budget		2023 Enacted				2024 Budget	
Disc.	Mand.	Disc.	Mand.	Disc.	Mand.	Disc.	Mand.	Disaster Supp.	Advance Approps. for 2024	Disc.	Mand.
\$-	\$8.0	\$-	\$8.0	\$-	\$8.0	\$-	\$8.0	\$-	\$-	\$-	\$8.0

Bipartisan Infrastructure Law (BIL) (dollars in millions)									
2022 Actual Obligations		2023 Planned Obligations		2024 Planned Obligations		2025+outyears Planned Obligations		Totals	
Disc.	Mand.	Disc.	Mand.	Disc.	Mand.	Disc.	Mand.	Disc.	Mand.
\$-	\$-	\$-	\$-	\$-	\$-	\$-	\$-	\$-	\$-

Inflation Reduction Act (IRA) (dollars in millions)					
2022 Actual Obligations	2023 Planned Obligations		2024 Planned Obligations	2025+outyears Planned Obligations	Total
\$-	\$-	\$-	\$-	\$-	\$-

Major Changes in FY 2024:

No major changes.

Description of data:

Total appropriation.

Description of how funds are expended:

Provides funds to Indian Tribes and Alaska Native organizations that conducted a Job Opportunities and Basic Skills Training program in FY 1995. These grants allow Indian Tribes and Alaska Native organizations to operate programs to make work activities available to their members.

Department of Health and Human Services – Centers for Medicare & Medicaid Services (CMS) - Tribal Affairs

Program Category: Health

Annual Budget and Appropriations (dollars in millions)											
2022 Budget		2022 Enacted		2023 Budget		2023 Enacted				2024 Budget	
Disc.	Mand.	Disc.	Mand.	Disc.	Mand.	Disc.	Mand.	Disaster Supp.	Advance Approps. for 2024	Disc.	Mand.
\$4.2	\$-	\$4.1	\$0.1	\$4.3	\$-	\$4.1	\$0.1	\$-	\$-	\$4.1	\$0.1

Bipartisan Infrastructure Law (BIL) (dollars in millions)									
2022 Actual Obligations		2023 Planned Obligations		2024 Planned Obligations		2025+outyears Planned Obligations		Totals	
Disc.	Mand.	Disc.	Mand.	Disc.	Mand.	Disc.	Mand.	Disc.	Mand.
\$-	\$-	\$-	\$-	\$-	\$-	\$-	\$-	\$-	\$-

Inflation Reduction Act (IRA) (dollars in millions)					
2022 Actual Obligations	2023 Planned Obligations		2024 Planned Obligations	2025+outyears Planned Obligations	Total
\$-	\$-	\$-	\$-	\$-	\$-

Major Changes in FY 2024:

Same as FY 2023.

Description of data:

Funding is for: 1) ICD-10 Medical Coding Trainings to ITU staff in AI/AN communities and to Tribal College and University Students (TCU) 2) involves providing logistics, venue, and presenters for 16 field trainings 3) the development of culturally appropriate outreach and educational materials to assist in the enrollment of AI/ANs in CMS programs 4) Funds the five tasks under the Cooperative Agreement include: Tribal regulation review and analysis, data research, TTAG strategic plan development, Tribal consultation support, and outreach trainings for tribal communities 5) Funds CMS portion of the Intradepartment Council on Native American Affairs (ICNNA) Support

Description of how funds are expended:

The funding is used to support outreach and education activities to encourage enrollment of AI/ANs in Medicare, Medicaid and CHIP, and the Marketplace; training for IHS, Tribal and Urban Indian (I/T/U) health business office and patient records staff on Medicare, Medicaid and other federal programs; and training for I/T/U staff on billing and coding.

This funding also supports research and analysis on data, strategic plan, regulations, tribal consultation and outreach and education through a cooperative agreement with the National Indian Health Board.

Department of Health and Human Services – Indian Health Service (IHS) IHS

Program Category: Health

Annual Budget and Appropriations (dollars in millions)											
2022 Budget		2022 Enacted		2023 Budget		2023 Enacted				2024 Budget	
Disc.	Mand.	Disc.	Mand.	Disc.	Mand.	Disc.	Mand.	Disaster Supp.	Advance Approps. for 2024	Disc.	Mand.
\$8,471.0	\$-	\$6,631.0	\$-	\$-	\$9,121.0	\$6,929.0	\$-	\$-	\$5,129.0	\$8,079.0	\$1,321.0

Bipartisan Infrastructure Law (BIL) (dollars in millions)									
2022 Actual Obligations		2023 Planned Obligations		2024 Planned Obligations		2025+outyears Planned Obligations		Totals	
Disc.	Mand.	Disc.	Mand.	Disc.	Mand.	Disc.	Mand.	Disc.	Mand.
\$700.0	\$-	\$700.0	\$-	\$700.0	\$-	\$1,400.0	\$-	\$3,500.0	\$-

Inflation Reduction Act (IRA) (dollars in millions)					
2022 Actual Obligations	2023 Planned Obligations		2024 Planned Obligations	2025+outyears Planned Obligations	Total
\$-	\$-	\$-	\$-	\$-	\$-

Major Changes in FY 2024:

The FY 2024 Budget builds upon the enacted 2024 advance appropriation by providing additional discretionary funding for the IHS Services and Facilities accounts in 2024. Additionally, in 2024, the Budget proposes shifting Contract Support Costs and 105(l) Leases from discretionary funding to mandatory funding. Starting in 2025, the Budget proposes to shift all IHS funding from discretionary to mandatory.

Description of data:

IHS is a direct health care provider established as the principal Federal Agency charged with the mission of raising the physical, mental, social, and spiritual health of American Indians and Alaska Natives to the highest level.

Description of how funds are expended:

Funds are/will be expended through various mechanisms: Contracts with Tribal governments, organizations, or individuals, Direct funding to Tribal governments, organizations, or individuals, Direct service programs, Competitive Grants, Non-competitive Grants, Grants to Urban Indian Organizations, and Loans.

Department of Health and Human Services – Indian Health Service (IHS) Special Diabetes Program for Indians*Program Category: Health*

Annual Budget and Appropriations (dollars in millions)											
2022 Budget		2022 Enacted		2023 Budget		2023 Enacted				2024 Budget	
Disc.	Mand.	Disc.	Mand.	Disc.	Mand.	Disc.	Mand.	Disaster Supp.	Advance Approps. for 2024	Disc.	Mand.
\$-	\$150.0	\$-	\$150.0	\$-	\$150.0	\$-	\$150.0	\$-	\$-	\$-	\$250.0

Bipartisan Infrastructure Law (BIL) (dollars in millions)									
2022 Actual Obligations		2023 Planned Obligations		2024 Planned Obligations		2025+outyears Planned Obligations		Totals	
Disc.	Mand.	Disc.	Mand.	Disc.	Mand.	Disc.	Mand.	Disc.	Mand.
\$-	\$-	\$-	\$-	\$-	\$-	\$-	\$-	\$-	\$-

Inflation Reduction Act (IRA) (dollars in millions)					
2022 Actual Obligations	2023 Planned Obligations		2024 Planned Obligations	2025+outyears Planned Obligations	Total
\$-	\$-	\$-	\$-	\$-	\$-

Major Changes in FY 2024:

FY 2022 and FY 2023 Enacted amounts are subject to sequestration. Post-sequestration total for SDPI in FY 2022 and FY 2023 is \$147 million. For FY 2024, the budget includes a legislative proposal to reauthorize the SDPI for three-years at the following funding levels: \$250 million in FY 2024, \$260 million in FY 2025, and \$270 million in FY 2026. The proposal would also exempt the program from sequestration.

Description of data:

All funding for the SDPI is used for Native American Tribes, communities, and individuals.

Description of how funds are expended:

Funds are expended through a grants for the prevention and treatment of diabetes to Tribes and Urban Indian Organizations.

Department of Health and Human Services – Administration for Community Living

Program Categories listed in table

Annual Budget and Appropriations (dollars in millions)													
Program Name	Category	2022 Budget		2022 Enacted		2023 Budget		2023 Enacted				2024 Budget	
		Disc.	Mand.	Disc.	Mand.	Disc.	Mand.	Disc.	Mand.	Disaster Supp.	Advance Approps. for 2024	Disc.	Mand.
Protection and Advocacy	Justice	\$0.3	\$-	\$0.3	\$-	\$0.4	\$-	\$0.3	\$-	\$-	\$-	\$0.3	\$-
Elder Justice - State Adult Protective Services (APS) Grants	Justice	\$-	\$-	\$-	\$-	\$2.5	\$-	\$0.7	\$-	\$-	\$-	\$2.5	\$-
Medicare Improvements for Patients and Providers Act	Health	\$-	\$-	\$-	\$0.6	\$-	\$-	\$-	\$0.6	\$-	\$-	\$-	\$0.6
Native American Caregiver Supportive Services	Health	\$15.8	\$-	\$11.3	\$-	\$15.8	\$-	\$12	\$-	\$-	\$-	\$15.8	\$-
Native American Nutrition and Supportive Services	Health	\$70.2	\$-	\$36.3	\$-	\$70.2	\$-	\$38.3	\$-	\$-	\$-	\$70.2	\$-
Native American Resource Centers	Education and training	\$0.7	\$-	\$0.7	\$-	\$0.7	\$-	\$0.7	\$-	\$-	\$-	\$0.7	\$-
Nutrition Services Incentive Program	Health	\$4.1	\$-	\$3.9	\$-	\$3.9	\$-	\$4	\$-	\$-	\$-	\$2.8	\$-
Voting Access for People with Disabilities	Justice	\$-	\$-	\$-	\$-	\$-	\$-	\$0.1	\$-	\$-	\$-	\$0.1	\$-

Bipartisan Infrastructure Law (BIL) (dollars in millions)											
Program Name	Category	2022 Actual Obligations		2023 Planned Obligations		2024 Planned Obligations		2025+outyears Planned Obligations		Totals	
		Disc.	Mand.	Disc.	Mand.	Disc.	Mand.	Disc.	Mand.	Disc.	Mand.
Protection and Advocacy	Justice	\$-	\$-	\$-	\$-	\$-	\$-	\$-	\$-	\$-	\$-
Elder Justice - State Adult Protective Services (APS) Grants	Justice	\$-	\$-	\$-	\$-	\$-	\$-	\$-	\$-	\$-	\$-
Medicare Improvements for Patients and Providers Act	Health	\$-	\$-	\$-	\$-	\$-	\$-	\$-	\$-	\$-	\$-
Native American Caregiver Supportive Services	Health	\$-	\$-	\$-	\$-	\$-	\$-	\$-	\$-	\$-	\$-
Native American Nutrition and Supportive Services	Health	\$-	\$-	\$-	\$-	\$-	\$-	\$-	\$-	\$-	\$-
Native American Resource Centers	Education and training	\$-	\$-	\$-	\$-	\$-	\$-	\$-	\$-	\$-	\$-
Nutrition Services Incentive Program	Health	\$-	\$-	\$-	\$-	\$-	\$-	\$-	\$-	\$-	\$-

Bipartisan Infrastructure Law (BIL) (dollars in millions)											
Voting Access for People with Disabilities	Justice	\$-	\$-	\$-	\$-	\$-	\$-	\$-	\$-	\$-	\$-

Inflation Reduction Act (IRA) (dollars in millions)						
Program Name	Category	2022 Actual Obligations	2023 Planned Obligations	2024 Planned Obligations	2025+outyears Planned Obligations	Total
Protection and Advocacy	Justice	\$-	\$-	\$-	\$-	\$-
Elder Justice - State Adult Protective Services (APS) Grants	Justice	\$-	\$-	\$-	\$-	\$-
Medicare Improvements for Patients and Providers Act	Health	\$-	\$-	\$-	\$-	\$-
Native American Caregiver Supportive Services	Health	\$-	\$-	\$-	\$-	\$-
Native American Nutrition and Supportive Services	Health	\$-	\$-	\$-	\$-	\$-
Native American Resource Centers	Education and training	\$-	\$-	\$-	\$-	\$-
Nutrition Services Incentive Program	Health	\$-	\$-	\$-	\$-	\$-
Voting Access for People with Disabilities	Justice	\$-	\$-	\$-	\$-	\$-

Major Changes in FY 2024:

The FY 2024 Budget includes significant increases for Native American Nutrition and Supportive Services and Native American Caregiver Support programs above the FY 2023 Enacted level, as well as a requested increase for Elder Justice/Adult Protective Services. In addition, there are smaller increases for programs that contribute to this crosscut. There is one proposed cut to the Nutrition Services Incentive Program.

Description of data:

The calculation includes Native American Nutrition and Supportive Services, Native American Caregivers, applicable Nutrition Services Incentive Program grants, as well as several smaller programs that combined account for less than \$2 million; consistent with HHS' Moyer report. The Protection and Advocacy line includes Assistance Technology, Traumatic Brain Injury, and Developmental Disabilities.

Description of how funds are expended:

The bulk of the funding is provided through formula grants directly to Tribes.

Department of Health and Human Services – Centers for Disease Control and Prevention

Program Category: Health

Annual Budget and Appropriations (dollars in millions)											
2022 Budget		2022 Enacted		2023 Budget		2023 Enacted				2024 Budget	
Disc.	Mand.	Disc.	Mand.	Disc.	Mand.	Disc.	Mand.	Disaster Supp.	Advance Approps. for 2024	Disc.	Mand.
\$72.8	\$-	\$75.6	\$-	\$72.8	\$-	\$82.2	\$-	\$-	\$-	\$82.2	\$-

Bipartisan Infrastructure Law (BIL) (dollars in millions)									
2022 Actual Obligations		2023 Planned Obligations		2024 Planned Obligations		2025+outyears Planned Obligations		Totals	
Disc.	Mand.	Disc.	Mand.	Disc.	Mand.	Disc.	Mand.	Disc.	Mand.
\$-	\$-	\$-	\$-	\$-	\$-	\$-	\$-	\$-	\$-

Inflation Reduction Act (IRA) (dollars in millions)									
2022 Actual Obligations		2023 Planned Obligations		2024 Planned Obligations		2025+outyears Planned Obligations		Total	
\$-	\$-	\$-	\$-	\$-	\$-	\$-	\$-	\$-	\$-

Major Changes in FY 2024:

FY 2023 Enacted is calculated as follows: FY2022 base cooperative agreement and grant funding to tribal recipients plus \$1.5M appropriations increase for Good Health and Wellness in Indian Country program + \$5M increase planned for a tribal public health infrastructure cooperative agreement. (Note that an additional \$15.97M in COVID supplemental funding provided in FY 2022 was an anomaly and is not included in these values.)

Description of data:

Funding amounts reflect the estimated direct awards to AI/AN partners through CDC's competitive grants processes from various budget lines, including Good Health and Wellness in Indian Country, and are subject to change. Along with these direct awards, CDC has many initiatives and programs that support Tribes and tribal members.

Contributing CDC Programs:

Chronic Disease Prevention and Health Promotion (including Good Health and Wellness in Indian Country co-ag)

CDC-Wide (includes Preventive Health and Health Services Block Grant and Tribal Public Health Capacity Building and Quality Improvement co-ag)

Emerging and Zoonotic Infectious Diseases

Environmental Health

Immunization and Respiratory Infections

HIV, Hepatitis, Sexually Transmitted Infections, Tuberculosis Prevention

Public Health Scientific Services/Surveillance

Preparedness and Response

Description of how funds are expended:

Funds are expended through competitive cooperative agreement and grant awards to tribal partners and organizations.

Department of Health and Human Services – General Departmental Management (GDM) Office of the Assistant Secretary for Health (OASH)

Program Category: Health

Annual Budget and Appropriations (dollars in millions)											
2022 Budget		2022 Enacted		2023 Budget		2023 Enacted				2024 Budget	
Disc.	Mand.	Disc.	Mand.	Disc.	Mand.	Disc.	Mand.	Disaster Supp.	Advance Approps. for 2024	Disc.	Mand.
\$13.0	\$-	\$15.2	\$-	\$12.9	\$-	\$17.6	\$-	\$-	\$-	\$17.8	\$-

Bipartisan Infrastructure Law (BIL) (dollars in millions)									
2022 Actual Obligations		2023 Planned Obligations		2024 Planned Obligations		2025+outyears Planned Obligations		Totals	
Disc.	Mand.	Disc.	Mand.	Disc.	Mand.	Disc.	Mand.	Disc.	Mand.
\$-	\$-	\$-	\$-	\$-	\$-	\$-	\$-	\$-	\$-

Inflation Reduction Act (IRA) (dollars in millions)				
2022 Actual Obligations	2023 Planned Obligations	2024 Planned Obligations	2025+outyears Planned Obligations	Total
\$-	\$-	\$-	\$-	\$-

Major Changes in FY 2024:

Increases are within the Office of Minority Health to support a grant for Center for Indigenous Innovation and Health Equity (CIHE), and an IAA for AI/AN Hear Her Maternal Health Campaign.

Description of data:

Of the total OASH amount, approximately 34% supports the Congressional language for Maternal Health and the remainder is calculated based on existing Grants and Contracts that are specifically related to Maternal Health.

Description of how funds are expended:

These funds are expended directly to Tribes and tribal communities through competitive grant process.

Department of Health and Human Services – Health Resources and Services Administration Centers of Excellence

Program Category: Education and training

Annual Budget and Appropriations (dollars in millions)											
2022 Budget		2022 Enacted		2023 Budget		2023 Enacted				2024 Budget	
Disc.	Mand.	Disc.	Mand.	Disc.	Mand.	Disc.	Mand.	Disaster Supp.	Advance Approps. for 2024	Disc.	Mand.
\$5.3	\$-	\$4.9	\$-	\$7.3	\$-	\$5.7	\$-	\$-	\$-	\$7.3	\$-

Bipartisan Infrastructure Law (BIL) (dollars in millions)									
2022 Actual Obligations		2023 Planned Obligations		2024 Planned Obligations		2025+outyears Planned Obligations		Totals	
Disc.	Mand.	Disc.	Mand.	Disc.	Mand.	Disc.	Mand.	Disc.	Mand.
\$-	\$-	\$-	\$-	\$-	\$-	\$-	\$-	\$-	\$-

Inflation Reduction Act (IRA) (dollars in millions)					
2022 Actual Obligations	2023 Planned Obligations		2024 Planned Obligations	2025+outyears Planned Obligations	Total
\$-	\$-	\$-	\$-	\$-	\$-

Major Changes in FY 2024:

No major changes from FY 2023.

Description of data:

Centers of Excellence is based on the percentage of participants.

Description of how funds are expended:

Funds are expended through grant awards to tribal partners and organizations.

Department of Health and Human Services – Health Resources and Services Administration Comprehensive Care - Part B - II

Program Category: Health

Annual Budget and Appropriations (dollars in millions)											
2022 Budget		2022 Enacted		2023 Budget		2023 Enacted				2024 Budget	
Disc.	Mand.	Disc.	Mand.	Disc.	Mand.	Disc.	Mand.	Disaster Supp.	Advance Approps. for 2024	Disc.	Mand.
\$10.8	\$-	\$9.4	\$-	\$10.8	\$-	\$9.6	\$-	\$-	\$-	\$9.6	\$-

Bipartisan Infrastructure Law (BIL) (dollars in millions)									
2022 Actual Obligations		2023 Planned Obligations		2024 Planned Obligations		2025+outyears Planned Obligations		Totals	
Disc.	Mand.	Disc.	Mand.	Disc.	Mand.	Disc.	Mand.	Disc.	Mand.
\$-	\$-	\$-	\$-	\$-	\$-	\$-	\$-	\$-	\$-

Inflation Reduction Act (IRA) (dollars in millions)					
2022 Actual Obligations	2023 Planned Obligations		2024 Planned Obligations	2025+outyears Planned Obligations	Total
\$-	\$-	\$-	\$-	\$-	\$-

Major Changes in FY 2024:

No major changes from FY 2023.

Description of data:

Comprehensive Care is based on 0.7% of the budget.

Description of how funds are expended:

Funds are expended through grant awards to tribal partners and organizations.

Department of Health and Human Services – Health Resources and Services Administration Early Intervention Services - Part C - III

Program Category: Health

Annual Budget and Appropriations (dollars in millions)											
2022 Budget		2022 Enacted		2023 Budget		2023 Enacted				2024 Budget	
Disc.	Mand.	Disc.	Mand.	Disc.	Mand.	Disc.	Mand.	Disaster Supp.	Advance Approps. for 2024	Disc.	Mand.
\$1.5	\$-	\$1.6	\$-	\$1.5	\$-	\$1.7	\$-	\$-	\$-	\$1.7	\$-

Bipartisan Infrastructure Law (BIL) (dollars in millions)									
2022 Actual Obligations		2023 Planned Obligations		2024 Planned Obligations		2025+outyears Planned Obligations		Totals	
Disc.	Mand.	Disc.	Mand.	Disc.	Mand.	Disc.	Mand.	Disc.	Mand.
\$-	\$-	\$-	\$-	\$-	\$-	\$-	\$-	\$-	\$-

Inflation Reduction Act (IRA) (dollars in millions)					
2022 Actual Obligations	2023 Planned Obligations		2024 Planned Obligations	2025+outyears Planned Obligations	Total
\$-	\$-	\$-	\$-	\$-	\$-

Major Changes in FY 2024:

No major changes from FY 2023.

Description of data:

Early Intervention is based on 0.8% of the budget.

Description of how funds are expended:

Funds are expended through grant awards to tribal partners and organizations.

Department of Health and Human Services – Health Resources and Services Administration Emergency Relief Grants - Part A - I

Program Category: Health

Annual Budget and Appropriations (dollars in millions)											
2022 Budget		2022 Enacted		2023 Budget		2023 Enacted				2024 Budget	
Disc.	Mand.	Disc.	Mand.	Disc.	Mand.	Disc.	Mand.	Disaster Supp.	Advance Approps. for 2024	Disc.	Mand.
\$3.3	\$-	\$3.4	\$-	\$3.3	\$-	\$3.4	\$-	\$-	\$-	\$3.4	\$-

Bipartisan Infrastructure Law (BIL) (dollars in millions)									
2022 Actual Obligations		2023 Planned Obligations		2024 Planned Obligations		2025+outyears Planned Obligations		Totals	
Disc.	Mand.	Disc.	Mand.	Disc.	Mand.	Disc.	Mand.	Disc.	Mand.
\$-	\$-	\$-	\$-	\$-	\$-	\$-	\$-	\$-	\$-

Inflation Reduction Act (IRA) (dollars in millions)					
2022 Actual Obligations	2023 Planned Obligations		2024 Planned Obligations	2025+outyears Planned Obligations	Total
\$-	\$-	\$-	\$-	\$-	\$-

Major Changes in FY 2024:

No major changes from FY 2023.

Description of data:

Emergency Relief Grants is based on 0.5% of the budget.

Description of how funds are expended:

Funds are expended through grant awards to tribal partners and organizations.

Department of Health and Human Services – Health Resources and Services Administration Health Centers

Program Category: Health

Annual Budget and Appropriations (dollars in millions)											
2022 Budget		2022 Enacted		2023 Budget		2023 Enacted				2024 Budget	
Disc.	Mand.	Disc.	Mand.	Disc.	Mand.	Disc.	Mand.	Disaster Supp.	Advance Approps. for 2024	Disc.	Mand.
\$110.4	\$-	\$83.0	\$-	\$112.5	\$-	\$84.6	\$-	\$-	\$-	\$104.8	\$-

Bipartisan Infrastructure Law (BIL) (dollars in millions)									
2022 Actual Obligations		2023 Planned Obligations		2024 Planned Obligations		2025+outyears Planned Obligations		Totals	
Disc.	Mand.	Disc.	Mand.	Disc.	Mand.	Disc.	Mand.	Disc.	Mand.
\$-	\$-	\$-	\$-	\$-	\$-	\$-	\$-	\$-	\$-

Inflation Reduction Act (IRA) (dollars in millions)					
2022 Actual Obligations	2023 Planned Obligations		2024 Planned Obligations	2025+outyears Planned Obligations	Total
\$-	\$-	\$-	\$-	\$-	\$-

Major Changes in FY 2024:

No major changes from FY 2023.

Description of data:

Health Centers is calculated from the number of Native Hawaiian and Tribal Health Centers.

Description of how funds are expended:

Funds are expended through grant awards to tribal partners and organizations.

Department of Health and Human Services – Health Resources and Services Administration Healthy Start

Program Category: Health

Annual Budget and Appropriations (dollars in millions)											
2022 Budget		2022 Enacted		2023 Budget		2023 Enacted				2024 Budget	
Disc.	Mand.	Disc.	Mand.	Disc.	Mand.	Disc.	Mand.	Disaster Supp.	Advance Approps. for 2024	Disc.	Mand.
\$5.1	\$-	\$5.3	\$-	\$5.8	\$-	\$5.8	\$-	\$-	\$-	\$7.4	\$-

Bipartisan Infrastructure Law (BIL) (dollars in millions)									
2022 Actual Obligations		2023 Planned Obligations		2024 Planned Obligations		2025+outyears Planned Obligations		Totals	
Disc.	Mand.	Disc.	Mand.	Disc.	Mand.	Disc.	Mand.	Disc.	Mand.
\$-	\$-	\$-	\$-	\$-	\$-	\$-	\$-	\$-	\$-

Inflation Reduction Act (IRA) (dollars in millions)					
2022 Actual Obligations	2023 Planned Obligations		2024 Planned Obligations	2025+outyears Planned Obligations	Total
\$-	\$-	\$-	\$-	\$-	\$-

Major Changes in FY 2024:

No major changes from FY 2023.

Description of data:

Healthy Start is based on 4% of the budget.

Description of how funds are expended:

Funds are expended through grant awards to tribal partners and organizations.

Department of Health and Human Services – Health Resources and Services Administration Maternal, Infant and Early Childhood Home Visiting Program

Program Category: Health

Annual Budget and Appropriations (dollars in millions)											
2022 Budget		2022 Enacted		2023 Budget		2023 Enacted				2024 Budget	
Disc.	Mand.	Disc.	Mand.	Disc.	Mand.	Disc.	Mand.	Disaster Supp.	Advance Approps. for 2024	Disc.	Mand.
\$-	\$11.3	\$-	\$11.3	\$-	\$14.0	\$-	\$30.0	\$-	\$-	\$-	\$31.1

Bipartisan Infrastructure Law (BIL) (dollars in millions)									
2022 Actual Obligations		2023 Planned Obligations		2024 Planned Obligations		2025+outyears Planned Obligations		Totals	
Disc.	Mand.	Disc.	Mand.	Disc.	Mand.	Disc.	Mand.	Disc.	Mand.
\$-	\$-	\$-	\$-	\$-	\$-	\$-	\$-	\$-	\$-

Inflation Reduction Act (IRA) (dollars in millions)					
2022 Actual Obligations	2023 Planned Obligations		2024 Planned Obligations	2025+outyears Planned Obligations	Total
\$-	\$-	\$-	\$-	\$-	\$-

Major Changes in FY 2024:

No major changes from FY 2023.

Description of data:

Maternal, Infant and Early Childhood Home Visiting Program is based on 3% of the budget in FY 2022 and 6% of the budget in FY 2023 and FY 2024 by statutory set-aside.

Description of how funds are expended:

Funds are expended through grant awards to tribal partners and organizations.

Department of Health and Human Services – Health Resources and Services Administration National Health Service Corps

Program Category: Health

Annual Budget and Appropriations (dollars in millions)											
2022 Budget		2022 Enacted		2023 Budget		2023 Enacted				2024 Budget	
Disc.	Mand.	Disc.	Mand.	Disc.	Mand.	Disc.	Mand.	Disaster Supp.	Advance Approps. for 2024	Disc.	Mand.
\$15.0	\$-	\$15.6	\$-	\$15.0	\$-	\$15.6	\$-	\$-	\$-	\$15.6	\$-

Bipartisan Infrastructure Law (BIL) (dollars in millions)									
2022 Actual Obligations		2023 Planned Obligations		2024 Planned Obligations		2025+outyears Planned Obligations		Totals	
Disc.	Mand.	Disc.	Mand.	Disc.	Mand.	Disc.	Mand.	Disc.	Mand.
\$-	\$-	\$-	\$-	\$-	\$-	\$-	\$-	\$-	\$-

Inflation Reduction Act (IRA) (dollars in millions)				
2022 Actual Obligations	2023 Planned Obligations	2024 Planned Obligations	2025+outyears Planned Obligations	Total
\$-	\$-	\$-	\$-	\$-

Major Changes in FY 2024:

No major changes from FY 2023.

Description of data:

National Health Service Corps is based on the Tribal set-aside.

Description of how funds are expended:

Funds are expended through grant awards to tribal partners and organizations.

Department of Health and Human Services – Health Resources and Services Administration Rural Health Outreach Grants

Program Category: Health

Annual Budget and Appropriations (dollars in millions)											
2022 Budget		2022 Enacted		2023 Budget		2023 Enacted				2024 Budget	
Disc.	Mand.	Disc.	Mand.	Disc.	Mand.	Disc.	Mand.	Disaster Supp.	Advance Approps. for 2024	Disc.	Mand.
\$1.8	\$-	\$1.7	\$-	\$1.8	\$-	\$1.9	\$-	\$-	\$-	\$1.9	\$-

Bipartisan Infrastructure Law (BIL) (dollars in millions)									
2022 Actual Obligations		2023 Planned Obligations		2024 Planned Obligations		2025+outyears Planned Obligations		Totals	
Disc.	Mand.	Disc.	Mand.	Disc.	Mand.	Disc.	Mand.	Disc.	Mand.
\$-	\$-	\$-	\$-	\$-	\$-	\$-	\$-	\$-	\$-

Inflation Reduction Act (IRA) (dollars in millions)					
2022 Actual Obligations	2023 Planned Obligations		2024 Planned Obligations	2025+outyears Planned Obligations	Total
\$-	\$-	\$-	\$-	\$-	\$-

Major Changes in FY 2024:

No major changes from FY 2023.

Description of data:

Rural Health Outreach Grants is based on 2% of the budget.

Description of how funds are expended:

Funds are expended through grant awards to tribal partners and organizations.

Department of Health and Human Services – National Institutes of Health

Program Category: Other

Annual Budget and Appropriations (dollars in millions)											
2022 Budget		2022 Enacted		2023 Budget		2023 Enacted				2024 Budget	
Disc.	Mand.	Disc.	Mand.	Disc.	Mand.	Disc.	Mand.	Disaster Supp.	Advance Approps. for 2024	Disc.	Mand.
\$354.8	\$-	\$329.9	\$-	\$343.7	\$-	\$347.3	\$-	\$-	\$-	\$355.6	\$-

Bipartisan Infrastructure Law (BIL) (dollars in millions)									
2022 Actual Obligations		2023 Planned Obligations		2024 Planned Obligations		2025+outyears Planned Obligations		Totals	
Disc.	Mand.	Disc.	Mand.	Disc.	Mand.	Disc.	Mand.	Disc.	Mand.
\$-	\$-	\$-	\$-	\$-	\$-	\$-	\$-	\$-	\$-

Inflation Reduction Act (IRA) (dollars in millions)					
2022 Actual Obligations	2023 Planned Obligations		2024 Planned Obligations	2025+outyears Planned Obligations	Total
\$-	\$-	\$-	\$-	\$-	\$-

Major Changes in FY 2024:

None

Description of data:

Annual levels identified in this template's columns for FY 2022-2024 correspond to amounts rounded to nearest million posted in NIH's official RePORT categorical spending table at <https://report.nih.gov/funding/categorical-spending#/>.

Estimates reported are for the American Indian & Alaska Native research category displayed on the NIH RePORT web site "Estimates of Funding for Various Research, Condition, and Disease Categories (RCDC)".

The American Indians/Alaska Natives (AIAN) category includes research on all state- and federally-recognized AIAN populations within the United States.

Research can cover all state- and federally-recognized Tribes, villages, reservations, pueblos, bands, communities, colonies, tribal towns, nations, and councils in both urban and rural environments within the United States.

Description of how funds are expended:

Funds are primarily obligated through peer-reviewed extramural grants-in-aid awarded to researchers or entities, e.g. academic, corporate, non-profit, etc.

Department of Health and Human Services – Substance use And Mental Health Services Administration (SAMHSA) Children's Mental Health Services Program

Program Category: Health

Annual Budget and Appropriations (dollars in millions)											
2022 Budget		2022 Enacted		2023 Budget		2023 Enacted				2024 Budget	
Disc.	Mand.	Disc.	Mand.	Disc.	Mand.	Disc.	Mand.	Disaster Supp.	Advance Approps. for 2024	Disc.	Mand.
\$10.0	\$-	\$11.0	\$-	\$20.0	\$-	\$8	\$-	\$-	\$-	\$20.0	\$-

Bipartisan Infrastructure Law (BIL) (dollars in millions)									
2022 Actual Obligations		2023 Planned Obligations		2024 Planned Obligations		2025+outyears Planned Obligations		Totals	
Disc.	Mand.	Disc.	Mand.	Disc.	Mand.	Disc.	Mand.	Disc.	Mand.
\$-	\$-	\$-	\$-	\$-	\$-	\$-	\$-	\$-	\$-

Inflation Reduction Act (IRA) (dollars in millions)				
2022 Actual Obligations	2023 Planned Obligations	2024 Planned Obligations	2025+outyears Planned Obligations	Total
\$-	\$-	\$-	\$-	\$-

Major Changes in FY 2024:

No change in in Children's Mental Health Services.

Description of data:

Mental Health programs for AI/AN, such as Children and Family Programs, Zero Suicide AI and AN, AI/AN Suicide Prevention Initiative, Tribal Behavioral Health Care Grant, are funded with 100% of the program funds. The other Mental Health programs, such as Children's Mental Health Services, and Protection and Advocacy, Project AWARE, Healthy Transitions, System Transformation and Health Reform, GLS States and Project LAUNCH show projected funding based on program funding changes.

Description of how funds are expended:

These funds are expended directly to Tribes and tribal communities through competitive grant process.

Department of Health and Human Services – Substance use And Mental Health Services Administration (SAMHSA) Mental Health Block Grant

Program Category: Health

Annual Budget and Appropriations (dollars in millions)											
2022 Budget		2022 Enacted		2023 Budget		2023 Enacted				2024 Budget	
Disc.	Mand.	Disc.	Mand.	Disc.	Mand.	Disc.	Mand.	Disaster Supp.	Advance Approps. for 2024	Disc.	Mand.
\$77.0	\$-	\$69.0	\$-	\$81.0	\$-	\$61	\$-	\$-	\$-	\$82.0	\$-

Bipartisan Infrastructure Law (BIL) (dollars in millions)									
2022 Actual Obligations		2023 Planned Obligations		2024 Planned Obligations		2025+outyears Planned Obligations		Totals	
Disc.	Mand.	Disc.	Mand.	Disc.	Mand.	Disc.	Mand.	Disc.	Mand.
\$-	\$-	\$-	\$-	\$-	\$-	\$-	\$-	\$-	\$-

Inflation Reduction Act (IRA) (dollars in millions)					
2022 Actual Obligations	2023 Planned Obligations		2024 Planned Obligations	2025+outyears Planned Obligations	Total
\$-	\$-	\$-	\$-	\$-	\$-

Major Changes in FY 2024:

Major changes from FY 2023 to FY 2024 for Mental Health include an increase of +\$21.0 million due to increased funding at the program level; some of the increases include +\$1.4 million Project AWARE, +\$0.25 million Healthy Transitions, +\$0.22 million Project LAUNCH. No change for MH System Transformation and Health Reform and GLS States.

Description of data:

Mental Health programs for AI/AN, such as Children and Family Programs, Zero Suicide AI and AN, AI/AN Suicide Prevention Initiative, Tribal Behavioral Health Care Grant, are funded with 100% of the program funds. The other Mental Health programs, such as Children's Mental Health Services, and Protection and Advocacy, Project AWARE, Healthy Transitions, System Transformation and Health Reform, GLS States and Project LAUNCH show projected funding based on program funding changes.

Description of how funds are expended:

These funds are expended directly to Tribes and tribal communities through competitive grant process.

Department of Health and Human Services – Substance use And Mental Health Services Administration (SAMHSA) Substance Abuse Prevention

Program Category: Health

Annual Budget and Appropriations (dollars in millions)											
2022 Budget		2022 Enacted		2023 Budget		2023 Enacted				2024 Budget	
Disc.	Mand.	Disc.	Mand.	Disc.	Mand.	Disc.	Mand.	Disaster Supp.	Advance Approps. for 2024	Disc.	Mand.
\$43.0	\$-	\$43.0	\$-	\$46.0	\$-	\$46	\$-	\$-	\$-	\$46.0	\$-

Bipartisan Infrastructure Law (BIL) (dollars in millions)									
2022 Actual Obligations		2023 Planned Obligations		2024 Planned Obligations		2025+outyears Planned Obligations		Totals	
Disc.	Mand.	Disc.	Mand.	Disc.	Mand.	Disc.	Mand.	Disc.	Mand.
\$-	\$-	\$-	\$-	\$-	\$-	\$-	\$-	\$-	\$-

Inflation Reduction Act (IRA) (dollars in millions)					
2022 Actual Obligations	2023 Planned Obligations		2024 Planned Obligations	2025+outyears Planned Obligations	Total
\$-	\$-	\$-	\$-	\$-	\$-

Major Changes in FY 2024:

Substance Abuse Prevention an increase in the following program: +\$956,000 Strategic Prevention Framework. No change in the Tribal Behavioral Health grant.

Description of data:

Substance Abuse Prevention programs such as Strategic Prevention Framework show projected funding based on program funding changes. The Tribal Behavioral Health Grant is funded with 100% of the program funds. Substance Abuse Treatment programs such as Tribal Opioid Response grants are funded with 100% of the program funds. The other Treatment programs such as the Substance Abuse Prevention and Treatment Block Grant and the Programs of Regional and National Significance show projected funding based on program funding changes.

Description of how funds are expended:

These funds are expended directly to Tribes and tribal communities through competitive grant process.

Department of Health and Human Services – Substance use And Mental Health Services Administration (SAMHSA) Substance Abuse Prevention and Treatment Block Grant

Program Category: Health

Annual Budget and Appropriations (dollars in millions)											
2022 Budget		2022 Enacted		2023 Budget		2023 Enacted				2024 Budget	
Disc.	Mand.	Disc.	Mand.	Disc.	Mand.	Disc.	Mand.	Disaster Supp.	Advance Approps. for 2024	Disc.	Mand.
\$1.0	\$-	\$0.6	\$-	\$0.9	\$-	\$0.9	\$-	\$-	\$-	\$0.9	\$-

Bipartisan Infrastructure Law (BIL) (dollars in millions)									
2022 Actual Obligations		2023 Planned Obligations		2024 Planned Obligations		2025+outyears Planned Obligations		Totals	
Disc.	Mand.	Disc.	Mand.	Disc.	Mand.	Disc.	Mand.	Disc.	Mand.
\$-	\$-	\$-	\$-	\$-	\$-	\$-	\$-	\$-	\$-

Inflation Reduction Act (IRA) (dollars in millions)						
2022 Actual Obligations		2023 Planned Obligations		2024 Planned Obligations	2025+outyears Planned Obligations	Total
\$-		\$-		\$-	\$-	\$-

Major Changes in FY 2024:

No change in the Substance Abuse Prevention and Treatment Block Grant.

Description of data:

Substance Abuse Prevention programs such as Strategic Prevention Framework show projected funding based on program funding changes. The Tribal Behavioral Health Grant is funded with 100% of the program funds. Substance Abuse Treatment programs such as Tribal Opioid Response grants are funded with 100% of the program funds. The other Treatment programs such as the Substance Abuse Prevention and Treatment Block Grant and the Programs of Regional and National Significance show projected funding based on program funding changes.

Description of how funds are expended:

These funds are expended directly to Tribes and tribal communities through competitive grant process.

Department of Health and Human Services – Substance use And Mental Health Services Administration (SAMHSA) Substance Abuse Treatment

Program Category: Health

Annual Budget and Appropriations (dollars in millions)											
2022 Budget		2022 Enacted		2023 Budget		2023 Enacted				2024 Budget	
Disc.	Mand.	Disc.	Mand.	Disc.	Mand.	Disc.	Mand.	Disaster Supp.	Advance Approps. for 2024	Disc.	Mand.
\$21.0	\$-	\$17.0	\$-	\$19.0	\$-	\$19.0	\$-	\$-	\$-	\$25.0	\$-

Bipartisan Infrastructure Law (BIL) (dollars in millions)									
2022 Actual Obligations		2023 Planned Obligations		2024 Planned Obligations		2025+outyears Planned Obligations		Totals	
Disc.	Mand.	Disc.	Mand.	Disc.	Mand.	Disc.	Mand.	Disc.	Mand.
\$-	\$-	\$-	\$-	\$-	\$-	\$-	\$-	\$-	\$-

Inflation Reduction Act (IRA) (dollars in millions)					
2022 Actual Obligations	2023 Planned Obligations		2024 Planned Obligations	2025+outyears Planned Obligations	Total
\$-	\$-	\$-	\$-	\$-	\$-

Major Changes in FY 2024:

Substance Abuse Treatment has an overall increase of +\$6.2 million across Programs of Regional and National Significance.

Description of data:

Substance Abuse Prevention programs such as Strategic Prevention Framework show projected funding based on program funding changes. The Tribal Behavioral Health Grant is funded with 100% of the program funds. Substance Abuse Treatment programs such as Tribal Opioid Response grants are funded with 100% of the program funds. The other Treatment programs such as the Substance Abuse Prevention and Treatment Block Grant and the Programs of Regional and National Significance show projected funding based on program funding changes.

Description of how funds are expended:

These funds are expended directly to Tribes and tribal communities through competitive grant process.

Department of Health and Human Services – Substance use And Mental Health Services Administration (SAMHSA) Tribal Opioid Response Grants

Program Category: Health

Annual Budget and Appropriations (dollars in millions)											
2022 Budget		2022 Enacted		2023 Budget		2023 Enacted				2024 Budget	
Disc.	Mand.	Disc.	Mand.	Disc.	Mand.	Disc.	Mand.	Disaster Supp.	Advance Approps. for 2024	Disc.	Mand.
\$75.0	\$-	\$55.0	\$-	\$75.0	\$-	\$55	\$-	\$-	\$-	\$75.0	\$-

Bipartisan Infrastructure Law (BIL) (dollars in millions)									
2022 Actual Obligations		2023 Planned Obligations		2024 Planned Obligations		2025+outyears Planned Obligations		Totals	
Disc.	Mand.	Disc.	Mand.	Disc.	Mand.	Disc.	Mand.	Disc.	Mand.
\$-	\$-	\$-	\$-	\$-	\$-	\$-	\$-	\$-	\$-

Inflation Reduction Act (IRA) (dollars in millions)					
2022 Actual Obligations	2023 Planned Obligations		2024 Planned Obligations	2025+outyears Planned Obligations	Total
\$-	\$-	\$-	\$-	\$-	\$-

Major Changes in FY 2024:

Tribal Opioid Response Grant has an increase of +\$20.0 million.

Description of data:

Substance Abuse Prevention programs such as Strategic Prevention Framework show projected funding based on program funding changes. The Tribal Behavioral Health Grant is funded with 100% of the program funds. Substance Abuse Treatment programs such as Tribal Opioid Response grants are funded with 100% of the program funds. The other Treatment programs such as the Substance Abuse Prevention and Treatment Block Grant and the Programs of Regional and National Significance show projected funding based on program funding changes.

Description of how funds are expended:

These funds are expended directly to Tribes and tribal communities through competitive grant process.

Department of Homeland Security – Federal Emergency Management Agency Tribal Cyber State and Local Funding - BIL - Tribal Cybersecurity Grant Program (TCGP)

Program Category: Other

Annual Budget and Appropriations (dollars in millions)											
2022 Budget		2022 Enacted		2023 Budget		2023 Enacted				2024 Budget	
Disc.	Mand.	Disc.	Mand.	Disc.	Mand.	Disc.	Mand.	Disaster Supp.	Advance Approps. for 2024	Disc.	Mand.
\$-	\$-	\$-	\$-	\$-	\$-	\$-	\$-	\$-	\$-	\$-	\$-

Bipartisan Infrastructure Law (BIL) (dollars in millions)									
2022 Actual Obligations		2023 Planned Obligations		2024 Planned Obligations		2025+outyears Planned Obligations		Totals	
Disc.	Mand.	Disc.	Mand.	Disc.	Mand.	Disc.	Mand.	Disc.	Mand.
\$-	\$-	\$-	\$-	\$18.0	\$-	\$-	\$-	\$18.0	\$-

Inflation Reduction Act (IRA) (dollars in millions)						
2022 Actual Obligations		2023 Planned Obligations		2024 Planned Obligations	2025+outyears Planned Obligations	Total
\$-	\$-	\$-	\$-	\$-	\$-	\$-

Major Changes in FY 2024:

The Infrastructure Investment and Jobs Act (IIJA) authorized and appropriated funding for cybersecurity grant program over four (4) years. The legislation directed that three (3) percent of appropriated funding shall be for tribal governments. For the entire program, Congress appropriated \$200M for FY 2022 and \$400M for FY 2023; three (3) percent of funding equates to \$6M and \$12M, respectively. This \$18M total will be awarded in FY 2024.

To be eligible to receive TCGP funding, Tribes must be individually identified (including parenthetically) in the most recent list published pursuant to Section 104 of the Federally Recognized Indian Tribe List Act of 1994 (25 U.S.C. 5131).

Description of data:

TCGP funds will be awarded to tribal governments through a process that will be determined after tribal consultation. This process will be outlined in the TCGP Notice of Funding Opportunity (NOFO) which will tentatively be released in summer 2023.

Description of how funds are expended:

Funding is awarded directly to the Tribes.

As outlined in the IIJA, allowable uses of funds include implementing the Cybersecurity Plan of the eligible entity, developing or revising the Cybersecurity Plan of the eligible entity, assisting with activities that address imminent cybersecurity threats, and any other appropriate activity determined by the DHS Secretary.

Recipients can also use up to five percent of their grant award for management and administrative purposes.

Department of Homeland Security – Federal Emergency Management Agency Tribal Homeland Security Grant Program (THSGP)

Program Category: Other

Annual Budget and Appropriations (dollars in millions)											
2022 Budget		2022 Enacted		2023 Budget		2023 Enacted				2024 Budget	
Disc.	Mand.	Disc.	Mand.	Disc.	Mand.	Disc.	Mand.	Disaster Supp.	Advance Approps. for 2024	Disc.	Mand.
\$15.0	\$-	\$15.0	\$-	\$15.0	\$-	\$15	\$-	\$-	\$-	\$15.0	\$-

Bipartisan Infrastructure Law (BIL) (dollars in millions)									
2022 Actual Obligations		2023 Planned Obligations		2024 Planned Obligations		2025+outyears Planned Obligations		Totals	
Disc.	Mand.	Disc.	Mand.	Disc.	Mand.	Disc.	Mand.	Disc.	Mand.
\$-	\$-	\$-	\$-	\$-	\$-	\$-	\$-	\$-	\$-

Inflation Reduction Act (IRA) (dollars in millions)					
2022 Actual Obligations	2023 Planned Obligations		2024 Planned Obligations	2025+outyears Planned Obligations	Total
\$-	\$-	\$-	\$-	\$-	\$-

Major Changes in FY 2024:

The FY 2024 President's Budget request funds THSGP as a separate line item, and it was accompanied by a legislative proposal that would expand the current program beyond hazards related to terrorism. It would also make more Tribes eligible for the program.

THSGP provides funding directly to Tribal Nations to enhance their ability to prevent, prepare for, protect against, respond to and recover from potential terrorist attacks and other hazards.

Currently, to be eligible to receive THSGP funding, recipients must be directly eligible Tribes. Directly eligible Tribes are Federally recognized Tribes that meet the criteria set forth in Section 2001 of the Homeland Security Act of 2002, as amended (6 U.S.C. § 601). Among these eligibility criteria, a Tribe can qualify as a directly eligible Tribe if it is located on or near (within 100 miles) an international border or a coastline bordering an ocean or international waters, along with meeting other criteria, including a requirement that the Tribe operates a law enforcement or emergency response agency.

Description of data:

THSGP funds are allocated based on the following factors:

1. Eligibility as defined by the Homeland Security Act of 2002, as amended, and self-certification by the applicant.
2. THSGP recipients will be selected for funding through a competitive review process as outlined in the FY 2023 THSGP Notice of Funding Opportunity (NOFO). The FY 2023 THSGP application deadline is May 18, 2023.
3. Applicants will receive a 20% increase to their scores for addressing one or more of the following six national priorities in their investment justifications (IJs):
 - 1) Enhancing cybersecurity;
 - 2) Enhancing the protection of soft targets/crowded places;
 - 3) Combating domestic violent extremism;
 - 4) Enhancing information and intelligence sharing and analysis, and cooperation with federal agencies including DHS;

5) Enhancing community preparedness and resilience; and

6) Enhancing election security.

4. Effectiveness: THSGP IJs are evaluated through a competitive review process for completeness, adherence to programmatic guidelines and the anticipated effectiveness of each proposed investment.

Description of how funds are expended:

Funding is provided directly to the Tribes.

Where allowable and in accordance with, the Notice of Funding Opportunity (NOFO), Preparedness Grants Manual (PGM), applicable Information Bulletins (IBs), and the Authorized Equipment List (AEL), funds may be used for a variety of planning activities, organizational activities, equipment purchases, training, exercises, personnel costs, maintenance and sustainment (including maintenance contracts, repair and replacement costs, upgrades, and user fees.).

Additionally, no more than a maximum of five percent (5%) of funds awarded may be retained by the tribal recipient for management and administration (M&A) purposes associated with the grant award.

Department of Homeland Security – Customs and Border Protection - Tribal Border Roads

Program Category: Other

Annual Budget and Appropriations (dollars in millions)											
2022 Budget		2022 Enacted		2023 Budget		2023 Enacted				2024 Budget	
Disc.	Mand.	Disc.	Mand.	Disc.	Mand.	Disc.	Mand.	Disaster Supp.	Advance Approps. for 2024	Disc.	Mand.
\$-	\$-	\$5.0	\$-	\$-	\$-	\$5	\$-	\$-	\$-	\$-	\$-

Bipartisan Infrastructure Law (BIL) (dollars in millions)									
2022 Actual Obligations		2023 Planned Obligations		2024 Planned Obligations		2025+outyears Planned Obligations		Totals	
Disc.	Mand.	Disc.	Mand.	Disc.	Mand.	Disc.	Mand.	Disc.	Mand.
\$-	\$-	\$-	\$-	\$-	\$-	\$-	\$-	\$-	\$-

Inflation Reduction Act (IRA) (dollars in millions)					
2022 Actual Obligations	2023 Planned Obligations		2024 Planned Obligations	2025+outyears Planned Obligations	Total
\$-	\$-	\$-	\$-	\$-	\$-

Major Changes in FY 2024:

The FY 2024 Budget includes a decrease of \$5M to the Tribal Border Roads. The base for this program is \$5M. This program change resets the funding for this program to FY 2023 President's Budget levels.

Description of data:

The Consolidated Appropriations Act, 2023 sustained an increase of \$5M to support the interagency agreement between CBP to the Bureau of Indian Affairs for maintenance and repair of roads owned by the BIA, which are used by the U.S. Border Patrol to patrol.

Description of how funds are expended:

CBP does not plan to use the \$5M available for Tribal Border Roads in FY 2023. No operational impact is anticipated.

Department of Homeland Security – Departmental Management Operations - Tribal Affairs

Program Category: Other

Annual Budget and Appropriations (dollars in millions)											
2022 Budget		2022 Enacted		2023 Budget		2023 Enacted				2024 Budget	
Disc.	Mand.	Disc.	Mand.	Disc.	Mand.	Disc.	Mand.	Disaster Supp.	Advance Approps. for 2024	Disc.	Mand.
\$0.5	\$-	\$0.5	\$-	\$0.6	\$-	\$-	\$-	\$-	\$-	\$-	\$-

Bipartisan Infrastructure Law (BIL) (dollars in millions)									
2022 Actual Obligations		2023 Planned Obligations		2024 Planned Obligations		2025+outyears Planned Obligations		Totals	
Disc.	Mand.	Disc.	Mand.	Disc.	Mand.	Disc.	Mand.	Disc.	Mand.
\$-	\$-	\$-	\$-	\$-	\$-	\$-	\$-	\$-	\$-

Inflation Reduction Act (IRA) (dollars in millions)					
2022 Actual Obligations	2023 Planned Obligations		2024 Planned Obligations	2025+outyears Planned Obligations	Total
\$-	\$-	\$-	\$-	\$-	\$-

Major Changes in FY 2024:

No change in the number of FTEs who deal with Native American-related activities. Costs increased due to a civilian pay raise of 4.6% and a minor increase in travel costs for tribal support.

FY24 : The Office of Partnership and Engagement does not currently have any FTEs on board. FTE has departed and OPE has verified that currently using Joint Duty Personnel to fulfill the duties required for this program as OPE does not currently have the funding.

Description of data:

The program office (DHS Office of Partnership and Engagement) considered all personnel who support Native American Efforts both directly and indirectly. Factors for calculating the cost included: time allocated to the effort, salary and benefits for contributors, estimated travel expenses, and estimated overhead expenses (rent, IT equipment, subscription services, etc.) The time allocation was assessed against each of the costs to determine and overall cost estimate. Some of these personnel are Joint Duty personnel.

Direct Support: The individual supports Native American Affairs efforts 100% of the time (i.e. Director of Tribal Affairs). Indirect Support: This is not their primary job. The individual provides support thru committees or attends conferences i.e. (National Native American Law Enforcement Association, or NNALEA).

Description of how funds are expended:

Funds are expended as part of a federally run program.

Department of Housing and Urban Development – Indian Housing Loan Guarantee*Program Category: Housing and community development*

Annual Budget and Appropriations (dollars in millions)											
2022 Budget		2022 Enacted		2023 Budget		2023 Enacted				2024 Budget	
Disc.	Mand.	Disc.	Mand.	Disc.	Mand.	Disc.	Mand.	Disaster Supp.	Advance Approps. for 2024	Disc.	Mand.
\$3.5	\$-	\$3.5	\$-	\$5.5	\$-	\$5.5	\$-	\$-	\$-	\$0.9	\$-

Bipartisan Infrastructure Law (BIL) (dollars in millions)									
2022 Actual Obligations		2023 Planned Obligations		2024 Planned Obligations		2025+outyears Planned Obligations		Totals	
Disc.	Mand.	Disc.	Mand.	Disc.	Mand.	Disc.	Mand.	Disc.	Mand.
\$-	\$-	\$-	\$-	\$-	\$-	\$-	\$-	\$-	\$-

Inflation Reduction Act (IRA) (dollars in millions)					
2022 Actual Obligations	2023 Planned Obligations		2024 Planned Obligations	2025+outyears Planned Obligations	Total
\$-	\$-	\$-	\$-	\$-	\$-

Major Changes in FY 2024:

If the President's FY 2024 Budget proposal is enacted, the Section 184 authorizing statute would be amended to permit HUD to expand the program service area to all Tribal members regardless of where they purchase a home. While the original program served only Tribal members on reservation/trust lands, an expansion initiated in the early 2000s to include HUD-designated "Indian areas" resulted in a service area covering approximately 75 percent of the total Native American population.

The credit subsidy and loan commitment requests are representative of the expansion efforts.

Description of data:

All loan guarantees are provided to benefit American Indians and Alaska Natives.

Description of how funds are expended:

Under this program, HUD guarantees private mortgages made in Indian Country. This program is the primary vehicle to access market-rate, private mortgage capital in Indian Country, and helps Indian Tribes promote the development of sustainable reservation communities by making homeownership a realistic option for tribal members. As required by the Federal Credit Reform Act of 1990, loan administration and subsidy costs associated with loan guarantees are recorded in the Indian Housing Loan Guarantee Fund program account, with subsidy accruals transferred to the Indian Housing Loan Guarantee Fund financing account to support obligations.

Department of Housing and Urban Development – Loan Level [Non-Add] - Indian Housing Loan Guarantee*Program Category: Housing and community development*

Annual Budget and Appropriations (dollars in millions)											
2022 Budget		2022 Enacted		2023 Budget		2023 Enacted				2024 Budget	
Disc.	Mand.	Disc.	Mand.	Disc.	Mand.	Disc.	Mand.	Disaster Supp.	Advance Approps. for 2024	Disc.	Mand.
\$[1,400.0]	\$[-]	\$[1,400.0]	\$[-]	\$[1,400.0]	\$[-]	\$[1,400.0]	\$[-]	\$[-]	\$[-]	\$[1,200.0]	\$[-]

Bipartisan Infrastructure Law (BIL) (dollars in millions)									
2022 Actual Obligations		2023 Planned Obligations		2024 Planned Obligations		2025+outyears Planned Obligations		Totals	
Disc.	Mand.	Disc.	Mand.	Disc.	Mand.	Disc.	Mand.	Disc.	Mand.
\$[-]	\$[-]	\$[-]	\$[-]	\$[-]	\$[-]	\$[-]	\$[-]	\$[-]	\$[-]

Inflation Reduction Act (IRA) (dollars in millions)									
2022 Actual Obligations		2023 Planned Obligations		2024 Planned Obligations		2025+outyears Planned Obligations		Total	
\$[-]	\$[-]	\$[-]	\$[-]	\$[-]	\$[-]	\$[-]	\$[-]	\$[-]	\$[-]

Major Changes in FY 2024:

If the President's FY 2024 Budget proposal is enacted, the Section 184 authorizing statute would be amended to permit HUD to expand the program service area to all Tribal members regardless of where they purchase a home. While the original program served only Tribal members on reservation/trust lands, an expansion initiated in the early 2000s to include HUD-designated "Indian areas" resulted in a service area covering approximately 75 percent of the total Native American population.

The credit subsidy and loan commitment requests are representative of the expansion efforts.

Description of data:

All loan guarantees are provided to benefit American Indians and Alaska Natives.

Description of how funds are expended:

Under this program, HUD guarantees private mortgages made in Indian Country. This program is the primary vehicle to access market-rate, private mortgage capital in Indian Country, and helps Indian Tribes promote the development of sustainable reservation communities by making homeownership a realistic option for Tribal members. As required by the Federal Credit Reform Act of 1990, loan administration and subsidy costs associated with loan guarantees are recorded in the Indian Housing Loan Guarantee Fund program account, with subsidy accruals transferred to the Indian Housing Loan Guarantee Fund financing account to support obligations.

Department of Housing and Urban Development – Native American Housing Block Grant - Loan Level [Non-Add] - Title VI Loan Guarantee*Program Category: Housing and community development*

Annual Budget and Appropriations (dollars in millions)											
2022 Budget		2022 Enacted		2023 Budget		2023 Enacted				2024 Budget	
Disc.	Mand.	Disc.	Mand.	Disc.	Mand.	Disc.	Mand.	Disaster Supp.	Advance Approps. for 2024	Disc.	Mand.
\$[50.0]	\$[-]	\$[50.0]	\$[-]	\$[50.0]	\$[-]	\$[50.0]	\$[-]	\$[-]	\$[-]	\$[25.0]	\$[-]

Bipartisan Infrastructure Law (BIL) (dollars in millions)									
2022 Actual Obligations		2023 Planned Obligations		2024 Planned Obligations		2025+outyears Planned Obligations		Totals	
Disc.	Mand.	Disc.	Mand.	Disc.	Mand.	Disc.	Mand.	Disc.	Mand.
\$[-]	\$[-]	\$[-]	\$[-]	\$[-]	\$[-]	\$[-]	\$[-]	\$[-]	\$[-]

Inflation Reduction Act (IRA) (dollars in millions)					
2022 Actual Obligations	2023 Planned Obligations		2024 Planned Obligations	2025+outyears Planned Obligations	Total
\$[-]	\$[-]	\$[-]	\$[-]	\$[-]	\$[-]

Major Changes in FY 2024:

Starting in 2023, the loan level is available for two years rather one year.

Description of data:

All loan guarantees are provided to American Indians and Alaska Natives.

Description of how funds are expended:

This program guarantees private loans made to Native American Housing Block Grant (NAHBG) recipients that want to finance additional grant-eligible affordable housing and related community development projects. Tribes and Tribally Designated Housing Entities can use a variety of funding sources in combination with Title VI financing. The maximum guaranteed amount is limited to five times the need portion of the NAHBG award and HUD guarantees 95 percent of the outstanding loan.

Department of Housing and Urban Development – Native American Housing Block Grant - Native American Programs*Program Category: Housing and community development*

Annual Budget and Appropriations (dollars in millions)											
2022 Budget		2022 Enacted		2023 Budget		2023 Enacted				2024 Budget	
Disc.	Mand.	Disc.	Mand.	Disc.	Mand.	Disc.	Mand.	Disaster Supp.	Advance Approps. for 2024	Disc.	Mand.
\$930.0	\$-	\$930.0	\$-	\$930.0	\$-	\$945	\$-	\$-	\$-	\$978.0	\$-

Bipartisan Infrastructure Law (BIL) (dollars in millions)									
2022 Actual Obligations		2023 Planned Obligations		2024 Planned Obligations		2025+outyears Planned Obligations		Totals	
Disc.	Mand.	Disc.	Mand.	Disc.	Mand.	Disc.	Mand.	Disc.	Mand.
\$-	\$-	\$-	\$-	\$-	\$-	\$-	\$-	\$-	\$-

Inflation Reduction Act (IRA) (dollars in millions)									
2022 Actual Obligations		2023 Planned Obligations		2024 Planned Obligations		2025+outyears Planned Obligations		Total	
	\$-		\$-		\$-		\$-		\$-

Major Changes in FY 2024:

N/A

Description of data:

All program funds are provided to American Indian and Alaska Native communities. The President's FY 2024 Budget proposes \$820 million for formula grants, \$150 million for competitive grants, \$7 million for training and technical assistance (T&TA), and \$1 million in credit subsidy for the Title VI Loan Guarantee program.

Description of how funds are expended:

The Native American Housing Block Grant program is the primary means by which the Federal Government fulfills its trust responsibilities to provide adequate housing to Native Americans and is the single largest source of Indian housing assistance. Recipients are federally recognized Indian Tribes, Tribally Designated Housing Entities (TDHEs), and a limited number of State-recognized Indian Tribes. Flexibility inherent in this self-determination program enables Indian Tribes to design, develop, and operate their own affordable housing programs based on local needs and customs. Formula grants, which account for the largest share of funding, are distributed annually and fund affordable housing activities (e.g., new housing construction, rehabilitation, and housing services). The formula was developed in consultation with Indian Tribes under statutorily mandated negotiated rulemaking. Competitive grants are awarded through a Notice of Funding Opportunity. T&TA funds are used to provide training and targeted technical assistance to Tribes and TDHEs to help them navigate complex regulatory requirements, promote best practices that support development in Indian Country, encourage innovative methods of construction, management, and finance, etc.

Department of Housing and Urban Development – Indian Community Development Block Grant (CDBG)*Program Category: Housing and community development*

Annual Budget and Appropriations (dollars in millions)											
2022 Budget		2022 Enacted		2023 Budget		2023 Enacted				2024 Budget	
Disc.	Mand.	Disc.	Mand.	Disc.	Mand.	Disc.	Mand.	Disaster Supp.	Advance Approps. for 2024	Disc.	Mand.
\$70.0	\$-	\$72.0	\$-	\$70.0	\$-	\$75.0	\$-	\$-	\$-	\$75.0	\$-

Bipartisan Infrastructure Law (BIL) (dollars in millions)									
2022 Actual Obligations		2023 Planned Obligations		2024 Planned Obligations		2025+outyears Planned Obligations		Totals	
Disc.	Mand.	Disc.	Mand.	Disc.	Mand.	Disc.	Mand.	Disc.	Mand.
\$-	\$-	\$-	\$-	\$-	\$-	\$-	\$-	\$-	\$-

Inflation Reduction Act (IRA) (dollars in millions)				
2022 Actual Obligations	2023 Planned Obligations	2024 Planned Obligations	2025+outyears Planned Obligations	Total
\$-	\$-	\$-	\$-	\$-

Major Changes in FY 2024:

None

Description of data:

All program funds are provided to American Indian and Alaska Native communities. The President's FY 2024 Budget proposes \$75 million, of which \$70 million is for single purpose grants and \$5 million is for imminent threat grants.

Description of how funds are expended:

Single purpose grants are awarded on a competitive basis and imminent threat grants are awarded on a first-come, first-served basis for qualifying disasters and other emergencies. Single purpose grants are distributed annually to about 80 Indian Tribes through a Notice of Funding Opportunity. Beneficiaries are primarily low- and moderate-income families. Projects in Indian Country tend to focus on affordable housing rehabilitation, and construction of community buildings and infrastructure.

Department of Housing and Urban Development – Tribal HUD-VA Supportive Housing*Program Category: Housing and community development*

Annual Budget and Appropriations (dollars in millions)											
2022 Budget		2022 Enacted		2023 Budget		2023 Enacted				2024 Budget	
Disc.	Mand.	Disc.	Mand.	Disc.	Mand.	Disc.	Mand.	Disaster Supp.	Advance Approps. for 2024	Disc.	Mand.
\$[5.0]	\$[-]	\$[5.0]	\$[-]	\$[5.0]	\$[-]	\$[7.5]	\$[-]	\$[-]	\$[-]	\$[5.0]	\$[-]

Bipartisan Infrastructure Law (BIL) (dollars in millions)									
2022 Actual Obligations		2023 Planned Obligations		2024 Planned Obligations		2025+outyears Planned Obligations		Totals	
Disc.	Mand.	Disc.	Mand.	Disc.	Mand.	Disc.	Mand.	Disc.	Mand.
\$-	\$-	\$-	\$-	\$-	\$-	\$-	\$-	\$-	\$-

Inflation Reduction Act (IRA) (dollars in millions)					
2022 Actual Obligations	2023 Planned Obligations		2024 Planned Obligations	2025+outyears Planned Obligations	Total
\$-	\$-	\$-	\$-	\$-	\$-

Major Changes in FY 2024:

None

Description of data:

All program funds are provided to American Indian and Alaska Native Veterans. The entries in brackets denote requested or enacted appropriations provide “up to” amounts.

Description of how funds are expended:

This program provides rental assistance and supportive services to Native American Veterans who are -- or are at risk of becoming -- homeless in Indian Country. It provides renewal grants to Indian Tribes or tribally designated housing entities, which partner with the Department of Veterans Affairs to provide case management and services to eligible Native American Veterans. Although the program is modeled after the HUD-Veterans Affairs Supportive Housing (HUD-VASH) program, Tribal HUD-VASH funds are administered in accordance with Native American Housing Assistance and Self-Determination Act of 1996 instead of those of the Housing Choice Voucher program (which govern the larger HUD-VASH program).

Department of Justice – Bureau of Prisons

Program Category: Justice

Annual Budget and Appropriations (dollars in millions)											
2022 Budget		2022 Enacted		2023 Budget		2023 Enacted				2024 Budget	
Disc.	Mand.	Disc.	Mand.	Disc.	Mand.	Disc.	Mand.	Disaster Supp.	Advance Approps. for 2024	Disc.	Mand.
\$149.0	\$-	\$170.0	\$-	\$202.0	\$-	\$180.0	\$-	\$-	\$-	\$180.0	\$-

Bipartisan Infrastructure Law (BIL) (dollars in millions)									
2022 Actual Obligations		2023 Planned Obligations		2024 Planned Obligations		2025+outyears Planned Obligations		Totals	
Disc.	Mand.	Disc.	Mand.	Disc.	Mand.	Disc.	Mand.	Disc.	Mand.
\$-	\$-	\$-	\$-	\$-	\$-	\$-	\$-	\$-	\$-

Inflation Reduction Act (IRA) (dollars in millions)					
2022 Actual Obligations	2023 Planned Obligations		2024 Planned Obligations	2025+outyears Planned Obligations	Total
\$-	\$-	\$-	\$-	\$-	\$-

Major Changes in FY 2024:

No changes.

Description of data:

The funding is determined by multiplying the number of Native Americans in BOP's custody by average per capita cost.

Description of how funds are expended:

The funding is expended for the security and care (food, medical, etc.) of Native Americans in BOP's custody.

Department of Justice – Civil Division - Radiation Exposure Compensation Act (RECA)*Program Category: Justice*

Annual Budget and Appropriations (dollars in millions)											
2022 Budget		2022 Enacted		2023 Budget		2023 Enacted				2024 Budget	
Disc.	Mand.	Disc.	Mand.	Disc.	Mand.	Disc.	Mand.	Disaster Supp.	Advance Approps. for 2024	Disc.	Mand.
\$-	\$9.8	\$-	\$9.8	\$-	\$7.0	\$-	\$7.0	\$-	\$-	\$-	\$11.2

Bipartisan Infrastructure Law (BIL) (dollars in millions)									
2022 Actual Obligations		2023 Planned Obligations		2024 Planned Obligations		2025+outyears Planned Obligations		Totals	
Disc.	Mand.	Disc.	Mand.	Disc.	Mand.	Disc.	Mand.	Disc.	Mand.
\$-	\$-	\$-	\$-	\$-	\$-	\$-	\$-	\$-	\$-

Inflation Reduction Act (IRA) (dollars in millions)					
2022 Actual Obligations	2023 Planned Obligations		2024 Planned Obligations	2025+outyears Planned Obligations	Total
\$-	\$-	\$-	\$-	\$-	\$-

Major Changes in FY 2024:

The Native American funding activity in the Civil Division is within the Radiation Exposure Compensation Act (RECA) program. Funding for Native American activities are associated with the percentage of claims received and processed by the RECA program that are from Native Americans. Discretionary spending for administration of the program is less than a million dollars annually.

The RECA program is preparing to sunset on June 7, 2024.

Description of data:

The Civil Division's Office of Management Information (OMI) maintains a database that tracks all relevant information and statistics associated with the RECA program. The budget staff leverages OMI's database to determine total claims processed by the Native American population. This number is taken and divided by the total claims processed for the whole program. For example; the total number of claims filed by the Native American population from 2002-2011 and 2014-2019 totaled 4,760. The total number of claims filed by the whole population from 2002-2011 and 2014-2019 totaled 32,110. The aforementioned numbers obtained from OMI allow the Civil Division to determine that on average, 14.82% of resources are expended on processing Native American claims receipts. Fiscal years 2012 and 2013 are excluded from our methodology due to a surge in claims that was caused by AARP articles related to the RECA program. The budget staff also works with the Office of Litigation Support (OLS) staff to calculate the total contractor resources that are dedicated to Native American claimants. The percentage calculated for the Native American claims is applied to the annual contractor expenses.

Description of how funds are expended:

Funds for the RECA program's administrative expenses are appropriated to the Civil Division on an annual basis through the General Legal Activities (GLA) appropriation. The funds are tracked using Treasury Account 15 23 0128, Fund Code 0128ADIR. Majority of the costs incurred by the Civil Division are personnel expenses.

Department of Justice – Community Oriented Policing Services

Program Category (for all listed programs): Justice

Annual Budget and Appropriations (dollars in millions)												
Program Name	2022 Budget		2022 Enacted		2023 Budget		2023 Enacted				2024 Budget	
	Disc.	Mand.	Disc.	Mand.	Disc.	Mand.	Disc.	Mand.	Disaster Supp.	Advance Approps. for 2024	Disc.	Mand.
Tribal Resources Grant Program	\$40.0	\$-	\$31.5	\$-	\$40.0	\$-	\$34	\$-	\$-	\$-	\$40.0	\$-
Tribal Access Program (TAP)	\$6.0	\$-	\$3.0	\$-	\$6.0	\$-	\$4	\$-	\$-	\$-	\$6.0	\$-

Bipartisan Infrastructure Law (BIL) (dollars in millions)											
Program Name	2022 Actual Obligations		2023 Planned Obligations		2024 Planned Obligations		2025+outyears Planned Obligations		Totals		
	Disc.	Mand.	Disc.	Mand.	Disc.	Mand.	Disc.	Mand.	Disc.	Mand.	
Tribal Resources Grant Program	\$-	\$-	\$-	\$-	\$-	\$-	\$-	\$-	\$-	\$-	
Tribal Access Program (TAP)	\$-	\$-	\$-	\$-	\$-	\$-	\$-	\$-	\$-	\$-	

Inflation Reduction Act (IRA) (dollars in millions)					
Program Name	2022 Actual Obligations	2023 Planned Obligations	2024 Planned Obligations	2025+outyears Planned Obligations	Total
Tribal Resources Grant Program	\$-	\$-	\$-	\$-	\$-
Tribal Access Program (TAP)	\$-	\$-	\$-	\$-	\$-

Major Changes in FY 2024:

No major changes for FY 2024.

Description of data:

Totals include funding for the Tribal Access Program and the Tribal Resources Grant Program in each year.

Description of how funds are expended:

COPS funding is provided directly to tribal law enforcement agencies through a discretionary grant program. Funding may be used to hire or rehire tribal law enforcement offices, or for equipment, training and/or technical assistance, and anti-methamphetamine activities.

Department of Justice – Criminal Division

Program Category: Justice

Annual Budget and Appropriations (dollars in millions)											
2022 Budget		2022 Enacted		2023 Budget		2023 Enacted				2024 Budget	
Disc.	Mand.	Disc.	Mand.	Disc.	Mand.	Disc.	Mand.	Disaster Supp.	Advance Approps. for 2024	Disc.	Mand.
\$1.6	\$-	\$1.6	\$-	\$1.8	\$-	\$1.8	\$-	\$-	\$-	\$5.6	\$-

Bipartisan Infrastructure Law (BIL) (dollars in millions)									
2022 Actual Obligations		2023 Planned Obligations		2024 Planned Obligations		2025+outyears Planned Obligations		Totals	
Disc.	Mand.	Disc.	Mand.	Disc.	Mand.	Disc.	Mand.	Disc.	Mand.
\$-	\$-	\$-	\$-	\$-	\$-	\$-	\$-	\$-	\$-

Inflation Reduction Act (IRA) (dollars in millions)					
2022 Actual Obligations	2023 Planned Obligations		2024 Planned Obligations	2025+outyears Planned Obligations	Total
\$-	\$-	\$-	\$-	\$-	\$-

Major Changes in FY 2024:

Changes in FY 2024 are the result of increased funding levels overall, some of which are temporary, such as the Criminal Division's assistance with *McGirt* casework. Changes in FY 2024 are not the result of policy changes within the Criminal Division for additional Indian Country/Native American work.

Description of data:

The Native American Funding crosscut, like most of the Criminal Division's crosscuts, is calculated by applying percentages reported by each Section to their respective resources.

The Division gathers these percentages on an annual basis. That calculation is made across all Sections with their respective percentages and resources and then added together to determine the crosscut total.

For this crosscut, there are six Sections within the Division that report doing Native American-related work.

Description of how funds are expended:

The Criminal Division does not have specific/dedicated Native American funding – consistent with the response above, six Sections within the Division report doing a small amount of Native American-related work, and the percentage of their work in this area is applied to their respective resources to calculate their crosscut data. This work is expended from direct funds consistent with all other direct-funded work done by the Division.

Department of Justice – Environment and Natural Resources Division (ENRD)*Program Category: Natural resources and environment*

Annual Budget and Appropriations (dollars in millions)											
2022 Budget		2022 Enacted		2023 Budget		2023 Enacted				2024 Budget	
Disc.	Mand.	Disc.	Mand.	Disc.	Mand.	Disc.	Mand.	Disaster Supp.	Advance Approps. for 2024	Disc.	Mand.
\$5.2	\$-	\$5.2	\$-	\$5.3	\$-	\$5.3	\$-	\$-	\$-	\$5.5	\$-

Bipartisan Infrastructure Law (BIL) (dollars in millions)									
2022 Actual Obligations		2023 Planned Obligations		2024 Planned Obligations		2025+outyears Planned Obligations		Totals	
Disc.	Mand.	Disc.	Mand.	Disc.	Mand.	Disc.	Mand.	Disc.	Mand.
\$-	\$-	\$-	\$-	\$-	\$-	\$-	\$-	\$-	\$-

Inflation Reduction Act (IRA) (dollars in millions)					
2022 Actual Obligations	2023 Planned Obligations		2024 Planned Obligations	2025+outyears Planned Obligations	Total
\$-	\$-	\$-	\$-	\$-	\$-

Major Changes in FY 2024:

No major changes.

Description of data:

Budgetary resources devoted to litigation for the benefit of Indian Tribes and individual Indians. Represents percent of total GLA budget devoted to Indian Resources Section cases and Natural Resources Section tribal trust cases.

Description of how funds are expended:

The Environment and Natural Resources Division fulfills the Federal Government's responsibility to litigate for the benefit of Indian Tribes and individual Indians. Most of this litigation relates to either defending agency programs relating to Tribes or protecting the more than 60 million acres of land that the United States holds for Tribes.

Department of Justice – Federal Bureau of Investigation

Program Category: Justice

Annual Budget and Appropriations (dollars in millions)											
2022 Budget		2022 Enacted		2023 Budget		2023 Enacted				2024 Budget	
Disc.	Mand.	Disc.	Mand.	Disc.	Mand.	Disc.	Mand.	Disaster Supp.	Advance Approps. for 2024	Disc.	Mand.
\$82.0	\$-	\$56.8	\$-	\$84.6	\$-	\$75.3	\$-	\$-	\$-	\$82.9	\$-

Bipartisan Infrastructure Law (BIL) (dollars in millions)									
2022 Actual Obligations		2023 Planned Obligations		2024 Planned Obligations		2025+outyears Planned Obligations		Totals	
Disc.	Mand.	Disc.	Mand.	Disc.	Mand.	Disc.	Mand.	Disc.	Mand.
\$-	\$-	\$-	\$-	\$-	\$-	\$-	\$-	\$-	\$-

Inflation Reduction Act (IRA) (dollars in millions)					
2022 Actual Obligations	2023 Planned Obligations		2024 Planned Obligations	2025+outyears Planned Obligations	Total
\$-	\$-	\$-	\$-	\$-	\$-

Major Changes in FY 2024:

No major changes for FY 2024.

Description of data:

The non-personnel amount is determined based on programmatic requirements. The personnel amounts are based on the FBI’s actual and projected workload specifically related to Native American Tribes, communities, and individuals.

Description of how funds are expended:

The funding is expended to support specific FBI programmatic responsibilities, provide tribal assistance, support State & Local partners on the FBI’s Safe Trails Task Forces, and provide pay & benefits for the FBI personnel specifically working on these efforts.

Department of Justice – Office of Justice Programs Tribal Access Program

Program Category: Justice

Annual Budget and Appropriations (dollars in millions)											
2022 Budget		2022 Enacted		2023 Budget		2023 Enacted				2024 Budget	
Disc.	Mand.	Disc.	Mand.	Disc.	Mand.	Disc.	Mand.	Disaster Supp.	Advance Approps. for 2024	Disc.	Mand.
\$-	\$-	\$-	\$-	\$-	\$-	\$-	\$-	\$-	\$-	\$5.0	\$-

Bipartisan Infrastructure Law (BIL) (dollars in millions)									
2022 Actual Obligations		2023 Planned Obligations		2024 Planned Obligations		2025+outyears Planned Obligations		Totals	
Disc.	Mand.	Disc.	Mand.	Disc.	Mand.	Disc.	Mand.	Disc.	Mand.
\$-	\$-	\$-	\$-	\$-	\$-	\$-	\$-	\$-	\$-

Inflation Reduction Act (IRA) (dollars in millions)									
2022 Actual Obligations		2023 Planned Obligations		2024 Planned Obligations		2025+outyears Planned Obligations		Total	
\$-		\$-		\$-		\$-		\$-	

Major Changes in FY 2024:

The FY 2024 Budget requests \$5 million for the Tribal Access Program (TAP). OJP currently supports this program with funding drawn from other OJP programs. The FY 2024 Budget requests dedicated funding to ensure that OJP can continue its support for this program's vital work in Indian Country.

Description of data:

Discretionary funding levels for the Enacted and Budget columns is computed by totaling the discretionary funding for OJP's three dedicated tribal assistance programs - the Tribal Assistance program, the Tribal Access Program, and the Tribal Youth Program. (While Tribes are eligible to compete for funding under most of OJP's competitive discretionary grant programs, participation by Tribes in most of these programs is very limited and cannot be accurately predicted in advance.)

Description of how funds are expended:

In FY 2024, OJP anticipates awarding discretionary funding for Tribal assistance programs through the Comprehensive Tribal Assistance Solicitation (CTAS), which encompassed most of the Department's tribal government-specific grant programs. Through CTAS, federally recognized Indian Tribes and Native American communities may submit a single application for funding in one or more of seven purpose areas, including:

1. Public Safety and Community Policing;
2. Comprehensive Tribal Justice Systems Strategic Planning;
3. Tribal Justice Systems (including tribal courts and alcohol and substance abuse);
4. Tribal Justice System Infrastructure Program;
5. Children's Justice Act Partnerships for Indian Communities;
6. Juvenile Tribal Healing to Wellness Courts; and

7. Tribal Youth Program.

Department of Justice – Office of Justice Programs Tribal Assistance

Program Category: Justice

Annual Budget and Appropriations (dollars in millions)											
2022 Budget		2022 Enacted		2023 Budget		2023 Enacted				2024 Budget	
Disc.	Mand.	Disc.	Mand.	Disc.	Mand.	Disc.	Mand.	Disaster Supp.	Advance Approps. for 2024	Disc.	Mand.
\$50.0	\$-	\$50.0	\$-	\$50.0	\$-	\$60	\$-	\$-	\$-	\$60.0	\$-

Bipartisan Infrastructure Law (BIL) (dollars in millions)									
2022 Actual Obligations		2023 Planned Obligations		2024 Planned Obligations		2025+outyears Planned Obligations		Totals	
Disc.	Mand.	Disc.	Mand.	Disc.	Mand.	Disc.	Mand.	Disc.	Mand.
\$-	\$-	\$-	\$-	\$-	\$-	\$-	\$-	\$-	\$-

Inflation Reduction Act (IRA) (dollars in millions)					
2022 Actual Obligations	2023 Planned Obligations		2024 Planned Obligations	2025+outyears Planned Obligations	Total
\$-	\$-	\$-	\$-	\$-	\$-

Major Changes in FY 2024:

No major changes.

Description of data:

Discretionary funding levels for the Enacted and Budget columns is computed by totaling the discretionary funding for OJP's three dedicated tribal assistance programs - the Tribal Assistance program, the Tribal Access Program, and the Tribal Youth Program. (While Tribes are eligible to compete for funding under most of OJP's competitive discretionary grant programs, participation by Tribes in most of these programs is very limited and cannot be accurately predicted in advance.)

Description of how funds are expended:

In FY 2024, OJP anticipates awarding discretionary funding for tribal assistance programs through the Comprehensive Tribal Assistance Solicitation (CTAS), which encompassed most of the Department's tribal government-specific grant programs. Through CTAS, federally recognized Indian Tribes and Native American communities may submit a single application for funding in one or more of seven purpose areas, including:

1. Public Safety and Community Policing;
2. Comprehensive Tribal Justice Systems Strategic Planning;
3. Tribal Justice Systems (including tribal courts and alcohol and substance abuse);
4. Tribal Justice System Infrastructure Program;
5. Children's Justice Act Partnerships for Indian Communities;
6. Juvenile Tribal Healing to Wellness Courts; and
7. Tribal Youth Program.

Department of Justice – Office of Justice Programs Tribal Victims Assistance set aside (up to 5%)*Program Category: Justice*

Annual Budget and Appropriations (dollars in millions)											
2022 Budget		2022 Enacted		2023 Budget		2023 Enacted				2024 Budget	
Disc.	Mand.	Disc.	Mand.	Disc.	Mand.	Disc.	Mand.	Disaster Supp.	Advance Approps. for 2024	Disc.	Mand.
\$-	\$132.5	\$-	\$120.0	\$-	\$87.5	\$-	\$95.0	\$-	\$-	\$-	\$60.0

Bipartisan Infrastructure Law (BIL) (dollars in millions)									
2022 Actual Obligations		2023 Planned Obligations		2024 Planned Obligations		2025+outyears Planned Obligations		Totals	
Disc.	Mand.	Disc.	Mand.	Disc.	Mand.	Disc.	Mand.	Disc.	Mand.
\$-	\$-	\$-	\$-	\$-	\$-	\$-	\$-	\$-	\$-

Inflation Reduction Act (IRA) (dollars in millions)					
2022 Actual Obligations	2023 Planned Obligations		2024 Planned Obligations	2025+outyears Planned Obligations	Total
\$-	\$-	\$-	\$-	\$-	\$-

Major Changes in FY 2024:

The FY 2024 Budget requests \$1.2 billion for the Crime Victims Fund (CVF) obligation limitation. In the FY 2023 Enacted, the CVF obligation limitation was \$1.9 billion. Since the CVF Tribal Victims Assistance set aside has remained at 5%, this results in a \$35 million reduction of funding for this set aside (from \$95 million in FY 2023 to \$60 million under the FY 2024 Budget request). The request for a reduced obligation cap is necessary to protect the long-term stability of the CVF by bringing annual CVF obligations in line with current collections by the U.S. Courts.

Description of data:

Mandatory funding levels for the Enacted and Budget columns represents funding levels for the Crime Victims Fund (CVF) Tribal Victims Assistance set aside, which is computed as 5% of the total funding requested for the CVF obligation cap in a given year. Because the set aside has remained set at 5%, the amount of funding provided under this set aside will vary from year to year based on the enacted CVF obligations cap.

Description of how funds are expended:

Funding from the 5% CVF Tribal Victims Assistance set aside will be awarded to Tribes under one or more separate solicitations administered by OJP's Office for Victims of Crime (OVC) in FY 2024. This funding will support a wide range of victim service needs, including, but not limited to, victim advocates, mental health services, victim transportation needs, services for crime victims of the opioid crisis, services for human trafficking victims, expanded services for child and youth crime victims, and expansion of services under the Victims of Crime Act Assistance rule (such as expanded legal services, capacity building, and housing services), as well as training and technical assistance focused on these set-aside grantees.

Department of Justice – Office of Justice Programs Tribal Youth Program

Program Category: Justice

Annual Budget and Appropriations (dollars in millions)											
2022 Budget		2022 Enacted		2023 Budget		2023 Enacted				2024 Budget	
Disc.	Mand.	Disc.	Mand.	Disc.	Mand.	Disc.	Mand.	Disaster Supp.	Advance Approps. for 2024	Disc.	Mand.
\$30.0	\$-	\$14.0	\$-	\$30.0	\$-	\$17	\$-	\$-	\$-	\$30.0	\$-

Bipartisan Infrastructure Law (BIL) (dollars in millions)									
2022 Actual Obligations		2023 Planned Obligations		2024 Planned Obligations		2025+outyears Planned Obligations		Totals	
Disc.	Mand.	Disc.	Mand.	Disc.	Mand.	Disc.	Mand.	Disc.	Mand.
\$-	\$-	\$-	\$-	\$-	\$-	\$-	\$-	\$-	\$-

Inflation Reduction Act (IRA) (dollars in millions)					
2022 Actual Obligations	2023 Planned Obligations		2024 Planned Obligations	2025+outyears Planned Obligations	Total
\$-	\$-	\$-	\$-	\$-	\$-

Major Changes in FY 2024:

The FY 2024 Budget also requests a \$13 million increase for the Tribal Youth Program to assist Tribes in reforming and enhancing their juvenile justice systems and providing effective, evidence based juvenile justice programs that address the unique needs of the communities they serve.

Description of data:

Discretionary funding levels for the Enacted and Budget columns is computed by totaling the discretionary funding for OJP's three dedicated tribal assistance programs - the Tribal Assistance program, the Tribal Access Program, and the Tribal Youth Program. (While Tribes are eligible to compete for funding under most of OJP's competitive discretionary grant programs, participation by Tribes in most of these programs is very limited and cannot be accurately predicted in advance.)

Description of how funds are expended:

In FY 2024, OJP anticipates awarding discretionary funding for tribal assistance programs through the Comprehensive Tribal Assistance Solicitation (CTAS), which encompassed most of the Department's tribal government-specific grant programs. Through CTAS, federally recognized Indian Tribes and Native American communities may submit a single application for funding in one or more of seven purpose areas, including:

1. Public Safety and Community Policing;
2. Comprehensive Tribal Justice Systems Strategic Planning;
3. Tribal Justice Systems (including tribal courts and alcohol and substance abuse);
4. Tribal Justice System Infrastructure Program;
5. Children's Justice Act Partnerships for Indian Communities;
6. Juvenile Tribal Healing to Wellness Courts; and

7. Tribal Youth Program.

Department of Justice – Office of Tribal Justice Office of Tribal Justice (OTJ)

Program Category: Justice

Annual Budget and Appropriations (dollars in millions)											
2022 Budget		2022 Enacted		2023 Budget		2023 Enacted				2024 Budget	
Disc.	Mand.	Disc.	Mand.	Disc.	Mand.	Disc.	Mand.	Disaster Supp.	Advance Approps. for 2024	Disc.	Mand.
\$1.8	\$-	\$1.8	\$-	\$2.3	\$-	\$2.3	\$-	\$-	\$-	\$3.1	\$-

Bipartisan Infrastructure Law (BIL) (dollars in millions)									
2022 Actual Obligations		2023 Planned Obligations		2024 Planned Obligations		2025+outyears Planned Obligations		Totals	
Disc.	Mand.	Disc.	Mand.	Disc.	Mand.	Disc.	Mand.	Disc.	Mand.
\$-	\$-	\$-	\$-	\$-	\$-	\$-	\$-	\$-	\$-

Inflation Reduction Act (IRA) (dollars in millions)					
2022 Actual Obligations	2023 Planned Obligations		2024 Planned Obligations	2025+outyears Planned Obligations	Total
\$-	\$-	\$-	\$-	\$-	\$-

Major Changes in FY 2024:

The FY 2024 President's Budget request includes funding for three GS-15 tribal liaison attorneys, which would expand OTJ's size by 33%.

Description of data:

All of OTJ's activity relates to three mission categories, all in support of the Department's work in Indian country: 1) to serve as the program and legal policy advisor to the Attorney General with respect to the treaty and trust relationship between the United States and the Tribes; 2) to serve as the point of contact for federally recognized tribal governments and tribal organizations with respect to questions and comments regarding policies and programs of the Department and issues relating to public safety and justice in Indian country; and 3) to coordinate within the Department of Justice and across the Executive Branch to achieve consistent, coordinated Indian country policies and programs.

Description of how funds are expended:

Funding for the Office of Tribal Justice is largely expended on salaries and expenses for the office. Travel expenses are in support of direct work with Tribes; additional funding is used to support OTJ's role in conducting formal consultation with Tribes.

Department of Justice – Office on Violence Against Women (OVW) Native American

Program Category: Justice

Annual Budget and Appropriations (dollars in millions)											
2022 Budget		2022 Enacted		2023 Budget		2023 Enacted				2024 Budget	
Disc.	Mand.	Disc.	Mand.	Disc.	Mand.	Disc.	Mand.	Disaster Supp.	Advance Approps. for 2024	Disc.	Mand.
\$104.1	\$-	\$65.9	\$-	\$99.2	\$-	\$81	\$-	\$-	\$-	\$104.7	\$-

Bipartisan Infrastructure Law (BIL) (dollars in millions)									
2022 Actual Obligations		2023 Planned Obligations		2024 Planned Obligations		2025+outyears Planned Obligations		Totals	
Disc.	Mand.	Disc.	Mand.	Disc.	Mand.	Disc.	Mand.	Disc.	Mand.
\$-	\$-	\$-	\$-	\$-	\$-	\$-	\$-	\$-	\$-

Inflation Reduction Act (IRA) (dollars in millions)									
2022 Actual Obligations		2023 Planned Obligations		2024 Planned Obligations		2025+outyears Planned Obligations		Total	
	\$-		\$-		\$-		\$-		\$-

Major Changes in FY 2024:

There are no major changes from FY 2023.

Description of data:

The VAWA Programs that make up this funding are:

1. Grants to Tribal Governments Program. This Program derives its funding from set-asides as follows: 10% set-aside from the following statutory grant programs: STOP, ICJR/Arrest, Rural, Justice for Families, Consolidated Youth and Transitional Housing; and 7% from the Legal Assistance for Victims (LAV) Program.
2. Tribal Domestic Violence and Sexual Assault Coalitions Grant Program. This Program derives its funding from set-asides as follows: 1/56th of STOP, 5% of ICJR/Arrest, and 1% of the Sexual Assault Services Program (SASP).
3. Sexual Assault Services (SASP) Tribal Governments Program. This program is funded by a 10% set-aside from the Sexual Assault Services Program.
4. Research on Violence Against Indian Women. These funds are directly appropriated.
5. Indian Country Sexual Assault Clearing House. These funds are directly appropriated.
6. Tribal Special Domestic Violence Criminal Jurisdiction Program. This program is funded by direct appropriation.

Description of how funds are expended:

1. Grants to Tribal Governments Program - A federally recognized Tribe or an organization that is acting as the authorized designee of a federally recognized Indian Tribe may apply.
2. Tribal Domestic Violence and Sexual Assault Coalitions Grant Program - Eligible applicants are limited to recognized tribal coalitions and tribal organizations that propose to incorporate and operate a tribal coalition in areas where Indian Tribes are located but no tribal coalition exists.

3. Sexual Assault Services (SASP) Tribal Governments Program - Indian Tribes, tribal consortiums, tribal organizations, and nonprofit tribal organizations may apply.
4. Research on Violence Against Indian Women. VAWA 2005, as amended by VAWA 2013, called for the National Institute of Justice (NIJ) to conduct analyses and research on violence against Indian women living in Indian country and in Alaska Native villages. In general, NIJ is authorized to make grants to, or enter into contracts or cooperative agreements with, federally recognized Indian tribal governments, states, units of local government, nonprofit and for-profit organizations (including tribal nonprofit or for-profit organizations), institutions of higher education, and certain qualified individuals.
5. Indian Country Sexual Assault Clearing House - National, tribal, statewide or other nonprofit organizations with the capacity to provide nationwide training and technical assistance may apply.
6. Tribal Special Domestic Violence Criminal Jurisdiction Program - Indian tribal governments that have jurisdiction over Indian Country may apply.

Department of Justice – U.S. Attorneys - Indian Country

Program Category: Justice

Annual Budget and Appropriations (dollars in millions)											
2022 Budget		2022 Enacted		2023 Budget		2023 Enacted				2024 Budget	
Disc.	Mand.	Disc.	Mand.	Disc.	Mand.	Disc.	Mand.	Disaster Supp.	Advance Approps. for 2024	Disc.	Mand.
\$40.3	\$-	\$40.3	\$-	\$72.5	\$-	\$72.5	\$-	\$-	\$-	\$94.4	\$-

Bipartisan Infrastructure Law (BIL) (dollars in millions)									
2022 Actual Obligations		2023 Planned Obligations		2024 Planned Obligations		2025+outyears Planned Obligations		Totals	
Disc.	Mand.	Disc.	Mand.	Disc.	Mand.	Disc.	Mand.	Disc.	Mand.
\$-	\$-	\$-	\$-	\$-	\$-	\$-	\$-	\$-	\$-

Inflation Reduction Act (IRA) (dollars in millions)					
2022 Actual Obligations	2023 Planned Obligations		2024 Planned Obligations	2025+outyears Planned Obligations	Total
\$-	\$-	\$-	\$-	\$-	\$-

Major Changes in FY 2024:

No major changes for FY 2024.

Description of data:

The United States Attorneys (USA) does not track obligation data by specific program category, such as Native American or Indian Country. However, USA tracks workload data for all violent and non-violent crime data in Indian Country. The workload data is then multiplied by a cost per workyear. Violent crime is used to identify violent offenses that occur in Indian Country, such as assaults, homicides, and sexual abuse cases. Non-Violent offenses are immigration fraud, and non-violent drug offenses.

Description of how funds are expended:

Funding primarily supports personnel.

Department of Labor – American Indian Population and Labor Force Report - Bureau of Labor Statistics (BLS)

Program Category: Other

Annual Budget and Appropriations (dollars in millions)											
2022 Budget		2022 Enacted		2023 Budget		2023 Enacted				2024 Budget	
Disc.	Mand.	Disc.	Mand.	Disc.	Mand.	Disc.	Mand.	Disaster Supp.	Advance Approps. for 2024	Disc.	Mand.
\$-	\$-	\$-	\$-	\$-	\$-	\$-	\$-	\$-	\$-	\$3.0	\$-

Bipartisan Infrastructure Law (BIL) (dollars in millions)									
2022 Actual Obligations		2023 Planned Obligations		2024 Planned Obligations		2025+outyears Planned Obligations		Totals	
Disc.	Mand.	Disc.	Mand.	Disc.	Mand.	Disc.	Mand.	Disc.	Mand.
\$-	\$-	\$-	\$-	\$-	\$-	\$-	\$-	\$-	\$-

Inflation Reduction Act (IRA) (dollars in millions)					
2022 Actual Obligations	2023 Planned Obligations		2024 Planned Obligations	2025+outyears Planned Obligations	Total
\$-	\$-	\$-	\$-	\$-	\$-

Major Changes in FY 2024:

New initiative proposed in the FY 2024 President's Budget.

Description of data:

The FY 2024 request is needed to allow the BLS to ramp up necessary activities to enable DOL to meet the statutory requirements to produce the American Indian Population and Labor Force Report (AIPLFR). With the requested funding, the BLS would complete research, engage key stakeholders including tribal leadership, and begin the work necessary to collect and compile data on the Native American population in support of the requirements of Public Law 115-93.

Description of how funds are expended:

If enacted, the funds would be expended on BLS staff and associated contracts in support of the AIPLFR.

Department of Labor – Native American Programs - Employment and Training

Program Category: Other

Annual Budget and Appropriations (dollars in millions)											
2022 Budget		2022 Enacted		2023 Budget		2023 Enacted				2024 Budget	
Disc.	Mand.	Disc.	Mand.	Disc.	Mand.	Disc.	Mand.	Disaster Supp.	Advance Approps. for 2024	Disc.	Mand.
\$58.0	\$-	\$57.0	\$-	\$64.0	\$-	\$60	\$-	\$-	\$-	\$64.0	\$-

Bipartisan Infrastructure Law (BIL) (dollars in millions)									
2022 Actual Obligations		2023 Planned Obligations		2024 Planned Obligations		2025+outyears Planned Obligations		Totals	
Disc.	Mand.	Disc.	Mand.	Disc.	Mand.	Disc.	Mand.	Disc.	Mand.
\$-	\$-	\$-	\$-	\$-	\$-	\$-	\$-	\$-	\$-

Inflation Reduction Act (IRA) (dollars in millions)				
2022 Actual Obligations	2023 Planned Obligations	2024 Planned Obligations	2025+outyears Planned Obligations	Total
\$-	\$-	\$-	\$-	\$-

Major Changes in FY 2024:

The Department of Labor is requesting \$63,800,000 in FY 2024 for the period of July 1, 2024, through June 30, 2025 (PY 2024). At this funding level, the program will serve approximately 10,513 unemployed and under-skilled American Indian, Alaska Native, and Native Hawaiian adults in Indian and Native American Program grants administered by the Department of Labor. Additional participants are served through programs administered by BIA through funds transferred from this appropriation.

Description of data:

Appropriation, authorized under WIOA.

Description of how funds are expended:

These funds are awarded directly to the Federally Recognized Tribes and Indian-serving organizations for employment and job training programs.

Department of Labor – Youth Activities Formula Grants

Program Category: Education and training

Annual Budget and Appropriations (dollars in millions)											
2022 Budget		2022 Enacted		2023 Budget		2023 Enacted				2024 Budget	
Disc.	Mand.	Disc.	Mand.	Disc.	Mand.	Disc.	Mand.	Disaster Supp.	Advance Approps. for 2024	Disc.	Mand.
\$14.0	\$-	\$14.0	\$-	\$14.0	\$-	\$14	\$-	\$-	\$-	\$14.0	\$-

Bipartisan Infrastructure Law (BIL) (dollars in millions)									
2022 Actual Obligations		2023 Planned Obligations		2024 Planned Obligations		2025+outyears Planned Obligations		Totals	
Disc.	Mand.	Disc.	Mand.	Disc.	Mand.	Disc.	Mand.	Disc.	Mand.
\$-	\$-	\$-	\$-	\$-	\$-	\$-	\$-	\$-	\$-

Inflation Reduction Act (IRA) (dollars in millions)					
2022 Actual Obligations	2023 Planned Obligations		2024 Planned Obligations	2025+outyears Planned Obligations	Total
\$-	\$-	\$-	\$-	\$-	\$-

Major Changes in FY 2024:

N/A

Description of data:

According to the Workforce Innovation and Opportunity Act (WIOA), the Secretary may reserve up to 1.5 percent of the amount that is appropriated under the Youth Formula funds for youth workforce investment activities related to Native Americans. The annual amount in the Funding Tables section reflects the entire 1.5 percent of the Department's Youth Formula funds.

Description of how funds are expended:

These funds are distributed by formula to Tribes for youth-focused employment and job training programs.

Department of the Interior – Bureau of Indian Affairs (BIA) Blackfeet Settlement Trust Fund

Program Category: Natural resources and environment

Annual Budget and Appropriations (dollars in millions)											
2022 Budget		2022 Enacted		2023 Budget		2023 Enacted				2024 Budget	
Disc.	Mand.	Disc.	Mand.	Disc.	Mand.	Disc.	Mand.	Disaster Supp.	Advance Approps. for 2024	Disc.	Mand.
\$-	\$-	\$-	\$-	\$-	\$-	\$-	\$-	\$-	\$-	\$-	\$-

Bipartisan Infrastructure Law (BIL) (dollars in millions)									
2022 Actual Obligations		2023 Planned Obligations		2024 Planned Obligations		2025+outyears Planned Obligations		Totals	
Disc.	Mand.	Disc.	Mand.	Disc.	Mand.	Disc.	Mand.	Disc.	Mand.
\$-	\$101.5	\$-	\$9.8	\$-	\$9.8	\$-	\$-	\$-	\$111.3

Inflation Reduction Act (IRA) (dollars in millions)					
2022 Actual Obligations	2023 Planned Obligations		2024 Planned Obligations	2025+outyears Planned Obligations	Total
\$-	\$-	\$-	\$-	\$-	\$-

Major Changes in FY 2024:

No major changes for FY 2024.

Description of data:

Payments were made to satisfy the conditions of the Blackfeet Water Right Settlement.

Description of how funds are expended:

Funds are allocated to the Tribe.

Department of the Interior – Bureau of Indian Affairs (BIA) Construction

Program Category: Other

Annual Budget and Appropriations (dollars in millions)											
2022 Budget		2022 Enacted		2023 Budget		2023 Enacted				2024 Budget	
Disc.	Mand.	Disc.	Mand.	Disc.	Mand.	Disc.	Mand.	Disaster Supp.	Advance Approps. for 2024	Disc.	Mand.
\$188.0	\$-	\$146.8	\$-	\$205.7	\$-	\$153.3	\$-	\$2.5	\$-	\$199.8	\$-

Bipartisan Infrastructure Law (BIL) (dollars in millions)									
2022 Actual Obligations		2023 Planned Obligations		2024 Planned Obligations		2025+outyears Planned Obligations		Totals	
Disc.	Mand.	Disc.	Mand.	Disc.	Mand.	Disc.	Mand.	Disc.	Mand.
\$11.5	\$-	\$88.5	\$-	\$50.0	\$-	\$100.0	\$-	\$250.0	\$-

Inflation Reduction Act (IRA) (dollars in millions)				
2022 Actual Obligations	2023 Planned Obligations	2024 Planned Obligations	2025+outyears Planned Obligations	Total
\$-	\$-	\$-	\$-	\$-

Major Changes in FY 2024:

The 2024 Budget includes increases for Public Safety and Justice construction and Dam Maintenance.

Description of data:

Many factors are considered to determine each line-item funding level such as the condition of facilities, but the final amounts are determined through the budget formulation process.

Description of how funds are expended:

Direct service and funding to Tribes through contracts.

Department of the Interior – Bureau of Indian Affairs (BIA) Contract Support Costs

Program Category: Other

Annual Budget and Appropriations (dollars in millions)											
2022 Budget		2022 Enacted		2023 Budget		2023 Enacted				2024 Budget	
Disc.	Mand.	Disc.	Mand.	Disc.	Mand.	Disc.	Mand.	Disaster Supp.	Advance Approps. for 2024	Disc.	Mand.
\$346.5	\$-	\$238.0	\$-	\$-	\$409.0	\$409	\$-	\$-	\$-	\$-	\$431.4

Bipartisan Infrastructure Law (BIL) (dollars in millions)									
2022 Actual Obligations		2023 Planned Obligations		2024 Planned Obligations		2025+outyears Planned Obligations		Totals	
Disc.	Mand.	Disc.	Mand.	Disc.	Mand.	Disc.	Mand.	Disc.	Mand.
\$-	\$-	\$-	\$-	\$-	\$-	\$-	\$-	\$-	\$-

Inflation Reduction Act (IRA) (dollars in millions)					
2022 Actual Obligations	2023 Planned Obligations		2024 Planned Obligations	2025+outyears Planned Obligations	Total
\$-	\$-	\$-	\$-	\$-	\$-

Major Changes in FY 2024:

In FY 2024, Contract Support Costs is requested as current mandatory funding.

Description of data:

Requested amount is estimated based on earlier year actual needs. Enacted amount reflects OMB scoring (which differs from CBO scoring).

Description of how funds are expended:

Funds are distributed to Tribes for use.

Department of the Interior – Bureau of Indian Affairs (BIA) Indian Guaranteed Loan Program

Program Category: Other

Annual Budget and Appropriations (dollars in millions)											
2022 Budget		2022 Enacted		2023 Budget		2023 Enacted				2024 Budget	
Disc.	Mand.	Disc.	Mand.	Disc.	Mand.	Disc.	Mand.	Disaster Supp.	Advance Approps. for 2024	Disc.	Mand.
\$11.8	\$-	\$11.8	\$-	\$13.9	\$-	\$13.9	\$-	\$-	\$-	\$15.5	\$-

Bipartisan Infrastructure Law (BIL) (dollars in millions)									
2022 Actual Obligations		2023 Planned Obligations		2024 Planned Obligations		2025+outyears Planned Obligations		Totals	
Disc.	Mand.	Disc.	Mand.	Disc.	Mand.	Disc.	Mand.	Disc.	Mand.
\$-	\$-	\$-	\$-	\$-	\$-	\$-	\$-	\$-	\$-

Inflation Reduction Act (IRA) (dollars in millions)					
2022 Actual Obligations	2023 Planned Obligations		2024 Planned Obligations	2025+outyears Planned Obligations	Total
\$-	\$-	\$-	\$-	\$-	\$-

Major Changes in FY 2024:

The 2024 Budget includes additional funding to support the Indian Guaranteed Loan Program.

Description of data:

Many factors are considered to determine loan program's funding level, but the final amounts are determined through the budget formulation process.

Description of how funds are expended:

Loan guarantees and insurance for new loans made by private lenders to Indian owned businesses in Indian Country

Department of the Interior – Bureau of Indian Affairs (BIA) Indian Land Consolidation

Program Category: Other

Annual Budget and Appropriations (dollars in millions)											
2022 Budget		2022 Enacted		2023 Budget		2023 Enacted				2024 Budget	
Disc.	Mand.	Disc.	Mand.	Disc.	Mand.	Disc.	Mand.	Disaster Supp.	Advance Approps. for 2024	Disc.	Mand.
\$150.0	\$-	\$7.0	\$-	\$80.0	\$-	\$8	\$-	\$-	\$-	\$30.5	\$-

Bipartisan Infrastructure Law (BIL) (dollars in millions)									
2022 Actual Obligations		2023 Planned Obligations		2024 Planned Obligations		2025+outyears Planned Obligations		Totals	
Disc.	Mand.	Disc.	Mand.	Disc.	Mand.	Disc.	Mand.	Disc.	Mand.
\$-	\$-	\$-	\$-	\$-	\$-	\$-	\$-	\$-	\$-

Inflation Reduction Act (IRA) (dollars in millions)				
2022 Actual Obligations	2023 Planned Obligations	2024 Planned Obligations	2025+outyears Planned Obligations	Total
\$-	\$-	\$-	\$-	\$-

Major Changes in FY 2024:

The 2024 Budget requests additional funding for the Indian Land Consolidation program.

Description of data:

Many factors are considered to determine this program's funding level, but the final amounts are determined through the budget formulation process.

Description of how funds are expended:

BIA expends the funds.

Department of the Interior – Bureau of Indian Affairs (BIA) Indian Water Rights Settlements (IWRS) Completion Fund*Program Category: Natural resources and environment*

Annual Budget and Appropriations (dollars in millions)											
2022 Budget		2022 Enacted		2023 Budget		2023 Enacted				2024 Budget	
Disc.	Mand.	Disc.	Mand.	Disc.	Mand.	Disc.	Mand.	Disaster Supp.	Advance Approps. for 2024	Disc.	Mand.
\$-	\$-	\$-	\$-	\$-	\$-	\$-	\$-	\$-	\$-	\$-	\$284.0

Bipartisan Infrastructure Law (BIL) (dollars in millions)									
2022 Actual Obligations		2023 Planned Obligations		2024 Planned Obligations		2025+outyears Planned Obligations		Totals	
Disc.	Mand.	Disc.	Mand.	Disc.	Mand.	Disc.	Mand.	Disc.	Mand.
\$-	\$-	\$-	\$-	\$-	\$-	\$-	\$-	\$-	\$-

Inflation Reduction Act (IRA) (dollars in millions)					
2022 Actual Obligations	2023 Planned Obligations		2024 Planned Obligations	2025+outyears Planned Obligations	Total
\$-	\$-	\$-	\$-	\$-	\$-

Major Changes in FY 2024:

Building upon investments in the Bipartisan Infrastructure Law, the budget proposes \$2.5 billion in mandatory funding over 10 years (\$250 million annually) to expand the Indian Water Rights Settlement Completion Fund (IWRSCF) to cover the costs of enacted and future water rights settlements and \$340.0 million in mandatory funding over 10 years (\$34 million annually) for ongoing costs including operations and maintenance costs associated with enacted water settlements managed by the Bureau of Reclamation.

Description of data:

The Infrastructure Investment and Jobs Act (P.L. 117-58), known as the Bipartisan Infrastructure Law, established the Indian Water Rights Settlement Completion Fund (IWRSCF) and authorized for appropriation \$2.5 billion in 2022. The IWRSCF is to be used to satisfy obligations identified by Indian water settlements approved and authorized by an Act of Congress.

Description of how funds are expended:

Allocations from the BIL IWRSCF were made in 2023 and 2024. These expenditures do not appear in this account (and are reflected elsewhere) because funding was transferred to other funds or accounts authorized to receive appropriations to satisfy Federal obligations to enacted settlements.

Department of the Interior – Bureau of Indian Affairs (BIA) Loan Level [Non-Add] - Indian Guaranteed Loan Program

Program Category: Other

Annual Budget and Appropriations (dollars in millions)											
2022 Budget		2022 Enacted		2023 Budget		2023 Enacted				2024 Budget	
Disc.	Mand.	Disc.	Mand.	Disc.	Mand.	Disc.	Mand.	Disaster Supp.	Advance Approps. for 2024	Disc.	Mand.
\$[103.5]	\$[-]	\$[103.5]	\$[-]	\$[150.2]	\$[-]	\$[150.2]	\$[-]	\$[-]	\$[-]	\$[202.3]	\$[-]

Bipartisan Infrastructure Law (BIL) (dollars in millions)									
2022 Actual Obligations		2023 Planned Obligations		2024 Planned Obligations		2025+outyears Planned Obligations		Totals	
Disc.	Mand.	Disc.	Mand.	Disc.	Mand.	Disc.	Mand.	Disc.	Mand.
\$[-]	\$[-]	\$[-]	\$[-]	\$[-]	\$[-]	\$[-]	\$[-]	\$[-]	\$[-]

Inflation Reduction Act (IRA) (dollars in millions)					
2022 Actual Obligations	2023 Planned Obligations		2024 Planned Obligations	2025+outyears Planned Obligations	Total
\$[-]	\$[-]	\$[-]	\$[-]	\$[-]	\$[-]

Major Changes in FY 2024:

No major changes. This is a “non-add” line.

Description of data:

The amount of loan principal the Indian Guaranteed Loan program can guarantee is determined by formula.

Description of how funds are expended:

Loan guarantees and insurance for new loans made by private lenders to Indian owned businesses in Indian Country.

Department of the Interior – Bureau of Indian Affairs (BIA) Land and Water Conservation Fund (LWCF) Land Acquisition

Program Category: Other

Annual Budget and Appropriations (dollars in millions)											
2022 Budget		2022 Enacted		2023 Budget		2023 Enacted				2024 Budget	
Disc.	Mand.	Disc.	Mand.	Disc.	Mand.	Disc.	Mand.	Disaster Supp.	Advance Approps. for 2024	Disc.	Mand.
\$-	\$-	\$-	\$-	\$-	\$-	\$-	\$-	\$-	\$-	\$12.0	\$-

Bipartisan Infrastructure Law (BIL) (dollars in millions)									
2022 Actual Obligations		2023 Planned Obligations		2024 Planned Obligations		2025+outyears Planned Obligations		Totals	
Disc.	Mand.	Disc.	Mand.	Disc.	Mand.	Disc.	Mand.	Disc.	Mand.
\$-	\$-	\$-	\$-	\$-	\$-	\$-	\$-	\$-	\$-

Inflation Reduction Act (IRA) (dollars in millions)				
2022 Actual Obligations	2023 Planned Obligations	2024 Planned Obligations	2025+outyears Planned Obligations	Total
\$-	\$-	\$-	\$-	\$-

Major Changes in FY 2024:

The 2024 Budget includes \$12 million for the Land and Water Conservation Fund (LWCF) Tribal Land Acquisition program. The program supports Tribal land acquisitions for conservation and outdoor recreation purposes consistent with the purposes of the LWCF.

Description of data:

Many factors are considered to determine each line-item funding level such as the condition of facilities, but the final amounts are determined through the budget formulation process.

Description of how funds are expended:

BIA will conduct Tribal consultation on the approach for implementing the Tribal LWCF land acquisition program. It is expected the majority of funding will be awarded to Tribes for them to conduct land acquisition; however, there may be cases where it is appropriate for BIA to acquire lands on behalf of Tribes.

Department of the Interior – Bureau of Indian Affairs (BIA) Navajo Utah Settlement Trust Fund

Program Category: Natural resources and environment

Annual Budget and Appropriations (dollars in millions)											
2022 Budget		2022 Enacted		2023 Budget		2023 Enacted				2024 Budget	
Disc.	Mand.	Disc.	Mand.	Disc.	Mand.	Disc.	Mand.	Disaster Supp.	Advance Approps. for 2024	Disc.	Mand.
\$-	\$-	\$-	\$-	\$-	\$-	\$-	\$-	\$-	\$-	\$-	\$-

Bipartisan Infrastructure Law (BIL) (dollars in millions)									
2022 Actual Obligations		2023 Planned Obligations		2024 Planned Obligations		2025+outyears Planned Obligations		Totals	
Disc.	Mand.	Disc.	Mand.	Disc.	Mand.	Disc.	Mand.	Disc.	Mand.
\$-	\$210.4	\$-	\$39.1	\$-	\$39.1	\$-	\$-	\$-	\$249.5

Inflation Reduction Act (IRA) (dollars in millions)				
2022 Actual Obligations	2023 Planned Obligations	2024 Planned Obligations	2025+outyears Planned Obligations	Total
\$-	\$-	\$-	\$-	\$-

Major Changes in FY 2024:

No major changes for FY 2024.

Description of data:

Payment to satisfy Navajo Utah Water Settlement.

Description of how funds are expended:

Funds are allocated to the Tribe.

Department of the Interior – Bureau of Indian Affairs (BIA) Operation of Indian Programs

Program Category: Other

Annual Budget and Appropriations (dollars in millions)											
2022 Budget		2022 Enacted		2023 Budget		2023 Enacted				2024 Budget	
Disc.	Mand.	Disc.	Mand.	Disc.	Mand.	Disc.	Mand.	Disaster Supp.	Advance Approps. for 2024	Disc.	Mand.
\$1,916.1	\$-	\$1,820.3	\$-	\$2,082.0	\$-	\$1907	\$-	\$44.5	\$-	\$2,257.6	\$-

Bipartisan Infrastructure Law (BIL) (dollars in millions)									
2022 Actual Obligations		2023 Planned Obligations		2024 Planned Obligations		2025+outyears Planned Obligations		Totals	
Disc.	Mand.	Disc.	Mand.	Disc.	Mand.	Disc.	Mand.	Disc.	Mand.
\$0.6	\$-	\$85.8	\$-	\$43.2	\$-	\$86.4	\$-	\$216.0	\$-

Inflation Reduction Act (IRA) (dollars in millions)					
2022 Actual Obligations	2023 Planned Obligations		2024 Planned Obligations	2025+outyears Planned Obligations	Total
\$-	\$41.1		\$41.1	\$302.8	\$385.0

Major Changes in FY 2024:

The 2024 Budget includes \$281.9 million in program increases for programs such as Trust Natural Resources, Public Safety and Justice, and Human Services.

Description of data:

Many factors are considered to determine each program's funding level, but the final amounts are determined through the budget formulation process.

Description of how funds are expended:

Operation of Indian Programs (OIP) funding is distributed in many ways depending on the program and how each Tribe self-determines to receive services. Options include: Direct Services, Contracts or Compacts with Tribes, and competitive awards to Tribes.

Department of the Interior – Bureau of Indian Affairs (BIA) Other Permanent Appropriations

Program Category: Other

Annual Budget and Appropriations (dollars in millions)											
2022 Budget		2022 Enacted		2023 Budget		2023 Enacted				2024 Budget	
Disc.	Mand.	Disc.	Mand.	Disc.	Mand.	Disc.	Mand.	Disaster Supp.	Advance Approps. for 2024	Disc.	Mand.
\$-	\$122.5	\$-	\$126.0	\$-	\$125.1	\$-	\$123.1	\$-	\$-	\$-	\$123.3

Bipartisan Infrastructure Law (BIL) (dollars in millions)									
2022 Actual Obligations		2023 Planned Obligations		2024 Planned Obligations		2025+outyears Planned Obligations		Totals	
Disc.	Mand.	Disc.	Mand.	Disc.	Mand.	Disc.	Mand.	Disc.	Mand.
\$-	\$-	\$-	\$-	\$-	\$-	\$-	\$-	\$-	\$-

Inflation Reduction Act (IRA) (dollars in millions)					
2022 Actual Obligations	2023 Planned Obligations		2024 Planned Obligations	2025+outyears Planned Obligations	Total
\$-	\$-	\$-	\$-	\$-	\$-

Major Changes in FY 2024:

Reduction in Indian Guaranteed Loan Program Account.

Description of data:

Funding amounts are based on resources provided to the following mandatory accounts: White Earth Settlement Fund; Miscellaneous Permanent Appropriations (Power Revenues, Indian Irrigation Projects; Operation and Maintenance, Indian Irrigation Systems; Alaska Resupply Program; and Claims and Treaty Obligations); Operation and Maintenance of Quarters; and the Indian Guaranteed Loan Program implementation accounts.

Description of how funds are expended:

See the 2024 President's Budget for more information (available at: https://doi.gov/sites/doi.gov/files/fy2024-bia-greenbook.pdf-508_0.pdf).

Department of the Interior – Bureau of Indian Affairs (BIA) Payments for Tribal Leases

Program Category: Other

Annual Budget and Appropriations (dollars in millions)											
2022 Budget		2022 Enacted		2023 Budget		2023 Enacted				2024 Budget	
Disc.	Mand.	Disc.	Mand.	Disc.	Mand.	Disc.	Mand.	Disaster Supp.	Advance Approps. for 2024	Disc.	Mand.
\$36.6	\$-	\$36.6	\$-	\$-	\$55.4	\$55.4	\$-	\$-	\$-	\$-	\$82.5

Bipartisan Infrastructure Law (BIL) (dollars in millions)									
2022 Actual Obligations		2023 Planned Obligations		2024 Planned Obligations		2025+outyears Planned Obligations		Totals	
Disc.	Mand.	Disc.	Mand.	Disc.	Mand.	Disc.	Mand.	Disc.	Mand.
\$-	\$-	\$-	\$-	\$-	\$-	\$-	\$-	\$-	\$-

Inflation Reduction Act (IRA) (dollars in millions)				
2022 Actual Obligations	2023 Planned Obligations	2024 Planned Obligations	2025+outyears Planned Obligations	Total
\$-	\$-	\$-	\$-	\$-

Major Changes in FY 2024:

The 2024 Budget proposes to reclassify section 105(l) Tribal lease agreement requirements from discretionary to mandatory funding beginning in 2024. The funding increase is in response to increasing tribal interest in using these unique facility lease agreements.

Description of data:

Amount requested is based on leases that have been approved and additional leases that are in the approval process.

Description of how funds are expended:

The funding is provided to Tribes.

Department of the Interior – Bureau of Indian Affairs (BIA) Selis-Qlispe Ksanka Settlement Trust Fund*Program Category: Natural resources and environment*

Annual Budget and Appropriations (dollars in millions)											
2022 Budget		2022 Enacted		2023 Budget		2023 Enacted				2024 Budget	
Disc.	Mand.	Disc.	Mand.	Disc.	Mand.	Disc.	Mand.	Disaster Supp.	Advance Approps. for 2024	Disc.	Mand.
\$-	\$90.0	\$-	\$106.1	\$-	\$90.0	\$-	\$90.0	\$-	\$-	\$-	\$90.0

Bipartisan Infrastructure Law (BIL) (dollars in millions)									
2022 Actual Obligations		2023 Planned Obligations		2024 Planned Obligations		2025+outyears Planned Obligations		Totals	
Disc.	Mand.	Disc.	Mand.	Disc.	Mand.	Disc.	Mand.	Disc.	Mand.
\$-	\$1,022.6	\$-	\$156.9	\$-	\$156.9	\$-	\$-	\$-	\$1,179.5

Inflation Reduction Act (IRA) (dollars in millions)					
2022 Actual Obligations	2023 Planned Obligations		2024 Planned Obligations	2025+outyears Planned Obligations	Total
\$-	\$-	\$-	\$-	\$-	\$-

Major Changes in FY 2024:

No major changes for FY 2024.

Description of data:

Settlement requires \$90 million a year plus indexing from FY 2021 through FY 2030. Indexing amounts for 2023 and 2024 have not been determined yet. Appropriations authorized through discretionary means were satisfied by the IWRS Completion Fund.

Description of how funds are expended:

Funds are transferred to the Tribal Trust Fund managed by BTFA and BTFA provides the funding to the Tribe.

Department of the Interior – Bureau of Indian Affairs (BIA) Settlements and Misc. Payments

Program Category: Natural resources and environment

Annual Budget and Appropriations (dollars in millions)											
2022 Budget		2022 Enacted		2023 Budget		2023 Enacted				2024 Budget	
Disc.	Mand.	Disc.	Mand.	Disc.	Mand.	Disc.	Mand.	Disaster Supp.	Advance Approps. for 2024	Disc.	Mand.
\$75.8	\$-	\$1.0	\$-	\$0.8	\$-	\$0.8	\$-	\$-	\$-	\$1.0	\$-

Bipartisan Infrastructure Law (BIL) (dollars in millions)									
2022 Actual Obligations		2023 Planned Obligations		2024 Planned Obligations		2025+outyears Planned Obligations		Totals	
Disc.	Mand.	Disc.	Mand.	Disc.	Mand.	Disc.	Mand.	Disc.	Mand.
\$-	\$-	\$-	\$-	\$-	\$-	\$-	\$-	\$-	\$-

Inflation Reduction Act (IRA) (dollars in millions)				
2022 Actual Obligations	2023 Planned Obligations	2024 Planned Obligations	2025+outyears Planned Obligations	Total
\$-	\$-	\$-	\$-	\$-

Major Changes in FY 2024:

Account has no major changes.

Description of data:

Funding amount based on ongoing needs of enacted settlements.

Description of how funds are expended:

Funding is provided to Tribes.

Department of the Interior – Bureau of Indian Affairs (BIA) White Mountain Apache Tribe (WMAT) Settlement Fund

Program Category: Natural resources and environment

Annual Budget and Appropriations (dollars in millions)											
2022 Budget		2022 Enacted		2023 Budget		2023 Enacted				2024 Budget	
Disc.	Mand.	Disc.	Mand.	Disc.	Mand.	Disc.	Mand.	Disaster Supp.	Advance Approps. for 2024	Disc.	Mand.
\$-	\$-	\$-	\$-	\$-	\$-	\$-	\$-	\$-	\$-	\$-	\$-

Bipartisan Infrastructure Law (BIL) (dollars in millions)									
2022 Actual Obligations		2023 Planned Obligations		2024 Planned Obligations		2025+outyears Planned Obligations		Totals	
Disc.	Mand.	Disc.	Mand.	Disc.	Mand.	Disc.	Mand.	Disc.	Mand.
\$-	\$78.5	\$-	\$-	\$-	\$-	\$-	\$-	\$-	\$78.5

Inflation Reduction Act (IRA) (dollars in millions)					
2022 Actual Obligations	2023 Planned Obligations		2024 Planned Obligations	2025+outyears Planned Obligations	Total
\$-	\$-	\$-	\$-	\$-	\$-

Major Changes in FY 2024:

No major changes for FY 2024.

Description of data:

Payment to satisfy White Mountain Apache Water Settlement.

Description of how funds are expended:

Funds are allocated to the Tribe.

Department of the Interior – Bureau of Indian Education Education Construction

Program Category: Education and training

Annual Budget and Appropriations (dollars in millions)											
2022 Budget		2022 Enacted		2023 Budget		2023 Enacted				2024 Budget	
Disc.	Mand.	Disc.	Mand.	Disc.	Mand.	Disc.	Mand.	Disaster Supp.	Advance Approps. for 2024	Disc.	Mand.
\$264.3	\$-	\$264.3	\$-	\$420.1	\$-	\$267.9	\$-	\$90.5	\$-	\$416.2	\$-

Bipartisan Infrastructure Law (BIL) (dollars in millions)									
2022 Actual Obligations		2023 Planned Obligations		2024 Planned Obligations		2025+outyears Planned Obligations		Totals	
Disc.	Mand.	Disc.	Mand.	Disc.	Mand.	Disc.	Mand.	Disc.	Mand.
\$-	\$-	\$-	\$-	\$-	\$-	\$-	\$-	\$-	\$-

Inflation Reduction Act (IRA) (dollars in millions)					
2022 Actual Obligations	2023 Planned Obligations		2024 Planned Obligations	2025+outyears Planned Obligations	Total
\$-	\$-	\$-	\$-	\$-	\$-

Major Changes in FY 2024:

The 2024 Budget includes increases for Replacement School Construction, new employee housing, and facilities improvement and repair.

Description of data:

Many factors are considered to determine each program's funding level. The final amounts are determined through the budget formulation process.

Description of how funds are expended:

Direct service and funding to Tribes through contracts or grants.

Department of the Interior – Bureau of Indian Education Operation of Indian Education Programs

Program Category: Education and training

Annual Budget and Appropriations (dollars in millions)											
2022 Budget		2022 Enacted		2023 Budget		2023 Enacted				2024 Budget	
Disc.	Mand.	Disc.	Mand.	Disc.	Mand.	Disc.	Mand.	Disaster Supp.	Advance Approps. for 2024	Disc.	Mand.
\$1,083.6	\$-	\$1,017.6	\$-	\$1,155.6	\$-	\$1,133.6	\$-	\$-	\$-	\$1,194.4	\$-

Bipartisan Infrastructure Law (BIL) (dollars in millions)									
2022 Actual Obligations		2023 Planned Obligations		2024 Planned Obligations		2025+outyears Planned Obligations		Totals	
Disc.	Mand.	Disc.	Mand.	Disc.	Mand.	Disc.	Mand.	Disc.	Mand.
\$-	\$-	\$-	\$-	\$-	\$-	\$-	\$-	\$-	\$-

Inflation Reduction Act (IRA) (dollars in millions)					
2022 Actual Obligations	2023 Planned Obligations		2024 Planned Obligations	2025+outyears Planned Obligations	Total
\$-	\$-	\$-	\$-	\$-	\$-

Major Changes in FY 2024:

The 2024 Budget includes increases for the Indian School Equalization Program (ISEP), ISEP Program Adjustment program, Education Program Enhancements, Student Transportation, Johnson-O'Malley Assistance Grants, Haskell Indian Nations University and Southwestern Indian Polytechnic Institute, Tribal Technical Colleges, and Education Information Technology.

Description of data:

Many factors are considered to determine each program's funding level. Some of the factors include formula based on percentage of service population, i.e., Indian student count, weighted student unit (WSU), average daily attendance (ADM), and mileage and transportation expenses for ISEP transportation. Some program final amounts are determined through the budget formulation process.

Description of how funds are expended:

Direct funding to Tribal governments, organizations, direct service programs, competitive grants, and non-competitive grants.

Department of the Interior – Office of the Secretary Appraisal and Valuation Services Office - Indian Land Appraisals

Program Category: Housing and community development

Annual Budget and Appropriations (dollars in millions)											
2022 Budget		2022 Enacted		2023 Budget		2023 Enacted				2024 Budget	
Disc.	Mand.	Disc.	Mand.	Disc.	Mand.	Disc.	Mand.	Disaster Supp.	Advance Approps. for 2024	Disc.	Mand.
\$13.6	\$-	\$12.3	\$-	\$14.3	\$-	\$14.3	\$-	\$-	\$-	\$15.0	\$-

Bipartisan Infrastructure Law (BIL) (dollars in millions)									
2022 Actual Obligations		2023 Planned Obligations		2024 Planned Obligations		2025+outyears Planned Obligations		Totals	
Disc.	Mand.	Disc.	Mand.	Disc.	Mand.	Disc.	Mand.	Disc.	Mand.
\$-	\$-	\$-	\$-	\$-	\$-	\$-	\$-	\$-	\$-

Inflation Reduction Act (IRA) (dollars in millions)				
2022 Actual Obligations	2023 Planned Obligations	2024 Planned Obligations	2025+outyears Planned Obligations	Total
\$-	\$-	\$-	\$-	\$-

Major Changes in FY 2024:

No major changes for FY 2024.

Description of data:

Many factors are considered to determine each program's funding level, but the final amounts are determined through the budget formulation process.

Description of how funds are expended:

Direct service and contacts with Tribes.

Department of the Interior – Office of the Secretary Energy Community Revitalization Program (ECRP) Native American Funding

Program Category: Natural resources and environment

Annual Budget and Appropriations (dollars in millions)											
2022 Budget		2022 Enacted		2023 Budget		2023 Enacted				2024 Budget	
Disc.	Mand.	Disc.	Mand.	Disc.	Mand.	Disc.	Mand.	Disaster Supp.	Advance Approps. for 2024	Disc.	Mand.
\$20.0	\$-	\$0.4	\$-	\$10.0	\$-	\$0.4	\$-	\$-	\$-	\$5.5	\$-

Bipartisan Infrastructure Law (BIL) (dollars in millions)									
2022 Actual Obligations		2023 Planned Obligations		2024 Planned Obligations		2025+outyears Planned Obligations		Totals	
Disc.	Mand.	Disc.	Mand.	Disc.	Mand.	Disc.	Mand.	Disc.	Mand.
\$15.0	\$-	\$50.0	\$-	\$25.0	\$-	\$75.0	\$-	\$165.0	\$-

Inflation Reduction Act (IRA) (dollars in millions)					
2022 Actual Obligations	2023 Planned Obligations		2024 Planned Obligations	2025+outyears Planned Obligations	Total
\$-	\$-	\$-	\$-	\$-	\$-

Major Changes in FY 2024:

Requesting additional funding to meet needs of the program.

Description of data:

Many factors are considered to determine the program's funding level, but the final amounts are determined through the budget formulation process.

Description of how funds are expended:

Either 638 contracts or self-governance financial agreements with Tribes.

Department of the Interior – Office of the Secretary IIA/BIL Ecosystem Restoration Program Native American Funding*Program Category: Natural resources and environment*

Annual Budget and Appropriations (dollars in millions)											
2022 Budget		2022 Enacted		2023 Budget		2023 Enacted				2024 Budget	
Disc.	Mand.	Disc.	Mand.	Disc.	Mand.	Disc.	Mand.	Disaster Supp.	Advance Approps. for 2024	Disc.	Mand.
\$-	\$-	\$-	\$-	\$-	\$-	\$-	\$-	\$-	\$-	\$-	\$-

Bipartisan Infrastructure Law (BIL) (dollars in millions)									
2022 Actual Obligations		2023 Planned Obligations		2024 Planned Obligations		2025+outyears Planned Obligations		Totals	
Disc.	Mand.	Disc.	Mand.	Disc.	Mand.	Disc.	Mand.	Disc.	Mand.
\$4.9	\$-	\$1.2	\$-	\$TBD	\$-	\$TBD	\$-	\$TBD	\$-

Inflation Reduction Act (IRA) (dollars in millions)									
2022 Actual Obligations		2023 Planned Obligations		2024 Planned Obligations		2025+outyears Planned Obligations		Total	
	\$-		\$-		\$-		\$-		\$-

Major Changes in FY 2024:

No major changes for FY 2024.

Description of data:

Funding for Ecosystem Restoration (ER) projects is determined through an integrated and iterative approach between DOI bureaus and offices and several DOI advisory and review groups.

Approximately 40% of ER funding is distributed via the National Fish and Wildlife Federation America the Beautiful Challenge (AtBC) Grants, for which Tribes, states, and other entities are eligible to apply. These are awarded via a merit review process that includes external stakeholders. The AtBC grant process targets 40% of all funds toward disadvantaged communities, and many of the successful grant awards have been to Tribes or Tribal entities.

For the remaining 60% of funds, the Ecosystem Restoration program (ERP) follows both Administration and DOI policies to ensure equitable and just distribution of funds. As a Justice40 covered program, it targets 40 percent of the benefits derived from the program's projects to disadvantaged and underserved communities. ERP has further established an internal program policy that a minimum of 7 and 3% of funding, respectively, will be for projects for Native American and Insular communities or lands.

Description of how funds are expended:

Funding will be provided to Tribes via 638 contract or self governance compact.

Department of the Interior – Office of the Secretary Indian Arts and Crafts Board

Program Category: Justice

Annual Budget and Appropriations (dollars in millions)											
2022 Budget		2022 Enacted		2023 Budget		2023 Enacted				2024 Budget	
Disc.	Mand.	Disc.	Mand.	Disc.	Mand.	Disc.	Mand.	Disaster Supp.	Advance Approps. for 2024	Disc.	Mand.
\$1.4	\$-	\$1.4	\$-	\$1.7	\$-	\$1.8	\$-	\$-	\$-	\$2.0	\$-

Bipartisan Infrastructure Law (BIL) (dollars in millions)									
2022 Actual Obligations		2023 Planned Obligations		2024 Planned Obligations		2025+outyears Planned Obligations		Totals	
Disc.	Mand.	Disc.	Mand.	Disc.	Mand.	Disc.	Mand.	Disc.	Mand.
\$-	\$-	\$-	\$-	\$-	\$-	\$-	\$-	\$-	\$-

Inflation Reduction Act (IRA) (dollars in millions)					
2022 Actual Obligations	2023 Planned Obligations		2024 Planned Obligations	2025+outyears Planned Obligations	Total
\$-	\$-	\$-	\$-	\$-	\$-

Major Changes in FY 2024:

No major changes for FY 2024.

Description of data:

Many factors are considered to determine the IACB funding level, but the final amounts are determined through the budget formulation process.

Description of how funds are expended:

IACB expends the funding.

Department of the Interior – Office of the Secretary Office of Natural Resources Revenue (ONRR) Native American Funding*Program Category: Energy*

Annual Budget and Appropriations (dollars in millions)											
2022 Budget		2022 Enacted		2023 Budget		2023 Enacted				2024 Budget	
Disc.	Mand.	Disc.	Mand.	Disc.	Mand.	Disc.	Mand.	Disaster Supp.	Advance Approps. for 2024	Disc.	Mand.
\$54.9	\$-	\$54.5	\$-	\$59.3	\$-	\$59.3	\$-	\$-	\$-	\$63.8	\$-

Bipartisan Infrastructure Law (BIL) (dollars in millions)									
2022 Actual Obligations		2023 Planned Obligations		2024 Planned Obligations		2025+outyears Planned Obligations		Totals	
Disc.	Mand.	Disc.	Mand.	Disc.	Mand.	Disc.	Mand.	Disc.	Mand.
\$-	\$-	\$-	\$-	\$-	\$-	\$-	\$-	\$-	\$-

Inflation Reduction Act (IRA) (dollars in millions)				
2022 Actual Obligations	2023 Planned Obligations	2024 Planned Obligations	2025+outyears Planned Obligations	Total
\$-	\$-	\$-	\$-	\$-

Major Changes in FY 2024:

Reflects increase to Tribal audit program and overall budget increase.

Description of data:

ONRR uses Activity Based Costing (ABC), adjusted by line-item budget requests, to compute the Native American crosscut figure.

Description of how funds are expended:

ONRR expends these funds through mission activities performed by ONRR staff and through cooperative agreements with Tribal governments.

Department of the Interior – Bureau of Land Management (BLM)

Program Category: Other

Annual Budget and Appropriations (dollars in millions)											
2022 Budget		2022 Enacted		2023 Budget		2023 Enacted				2024 Budget	
Disc.	Mand.	Disc.	Mand.	Disc.	Mand.	Disc.	Mand.	Disaster Supp.	Advance Approps. for 2024	Disc.	Mand.
\$19.9	\$-	\$19.9	\$-	\$19.9	\$-	\$24.8	\$-	\$-	\$-	\$24.8	\$-

Bipartisan Infrastructure Law (BIL) (dollars in millions)									
2022 Actual Obligations		2023 Planned Obligations		2024 Planned Obligations		2025+outyears Planned Obligations		Totals	
Disc.	Mand.	Disc.	Mand.	Disc.	Mand.	Disc.	Mand.	Disc.	Mand.
\$-	\$-	\$-	\$-	\$-	\$-	\$-	\$-	\$-	\$-

Inflation Reduction Act (IRA) (dollars in millions)					
2022 Actual Obligations	2023 Planned Obligations		2024 Planned Obligations	2025+outyears Planned Obligations	Total
\$-	\$-	\$-	\$-	\$-	\$-

Major Changes in FY 2024:

No change in funding level from FY 2023 enacted to FY 2024 Request.

Description of data:

BLM determined the level of funding in these programs based on historical estimates.

Description of how funds are expended:

Funding is expended through a combination of BLM employee labor and contractual services for cadastral related services including Tribal and private corporations/entities.

Department of the Interior – Bureau of Reclamation (BOR)

Program Category: Other

Annual Budget and Appropriations (dollars in millions)											
2022 Budget		2022 Enacted		2023 Budget		2023 Enacted				2024 Budget	
Disc.	Mand.	Disc.	Mand.	Disc.	Mand.	Disc.	Mand.	Disaster Supp.	Advance Approps. for 2024	Disc.	Mand.
\$199.4	\$120.0	\$210.4	\$120.0	\$53.4	\$154.0	\$56.9	\$120.0	\$-	\$-	\$66.3	\$120.0

Bipartisan Infrastructure Law (BIL) (dollars in millions)									
2022 Actual Obligations		2023 Planned Obligations		2024 Planned Obligations		2025+outyears Planned Obligations		Totals	
Disc.	Mand.	Disc.	Mand.	Disc.	Mand.	Disc.	Mand.	Disc.	Mand.
\$123.0	\$355.1	\$-	\$277.2	\$-	\$277.2	\$-	\$TBD	\$123.0	\$TBD

Inflation Reduction Act (IRA) (dollars in millions)									
2022 Actual Obligations		2023 Planned Obligations		2024 Planned Obligations		2025+outyears Planned Obligations		Total	
\$-		\$-		\$TBD		\$TBD		\$TBD	

Major Changes in FY 2024:

Budget include an increase for Tribal drought assistance.

Description of data:

FY 2024 BIL allocations for aging infrastructure (\$200 million) and rural water (\$37 million in reserve) are pending at this point and may impact these numbers in the future.

FY 2024 project specific allocations from the BIL are pending.

Indian Water Rights Settlement Completion Fund FY 2024 and future allocations are to be decided at a later date.

Many factors are considered to determine each projects funding level including capacity to utilize funding and construction schedules, but the final amounts are determined through the formulation process.

Description of how funds are expended:

BOR expends the funding.

Department of the Interior – Bureau of Trust Funds Administration (BTFA)

Program Category: Other

Annual Budget and Appropriations (dollars in millions)											
2022 Budget		2022 Enacted		2023 Budget		2023 Enacted				2024 Budget	
Disc.	Mand.	Disc.	Mand.	Disc.	Mand.	Disc.	Mand.	Disaster Supp.	Advance Approps. for 2024	Disc.	Mand.
\$110.7	\$491.0	\$109.6	\$220.6	\$112.7	\$249.0	\$111.3	\$212.0	\$-	\$-	\$109.1	\$214.0

Bipartisan Infrastructure Law (BIL) (dollars in millions)									
2022 Actual Obligations		2023 Planned Obligations		2024 Planned Obligations		2025+outyears Planned Obligations		Totals	
Disc.	Mand.	Disc.	Mand.	Disc.	Mand.	Disc.	Mand.	Disc.	Mand.
\$-	\$-	\$-	\$-	\$-	\$-	\$-	\$-	\$-	\$-

Inflation Reduction Act (IRA) (dollars in millions)					
2022 Actual Obligations	2023 Planned Obligations		2024 Planned Obligations	2025+outyears Planned Obligations	Total
\$-	\$-	\$-	\$-	\$-	\$-

Major Changes in FY 2024:

The 2024 Budget proposes transferring the funding for the Office of Hearings and Appeals (\$7.1 million) from BTFA to BIA.

Description of data:

Discretionary: Many factors are considered to determine each program's funding level, but the final amounts are determined through the budget formulation process.

Mandatory: Calculations for funding levels are based on economic assumptions.

Description of how funds are expended:

Discretionary: Funding is primarily expended through direct service programs.

Mandatory: BTFA manages these funds. When distributed, the funding goes directly to the Tribes.

Department of the Interior – DOI Office of Wildland Fire (OWF)

Program Category: Other

Annual Budget and Appropriations (dollars in millions)											
2022 Budget		2022 Enacted		2023 Budget		2023 Enacted				2024 Budget	
Disc.	Mand.	Disc.	Mand.	Disc.	Mand.	Disc.	Mand.	Disaster Supp.	Advance Approps. for 2024	Disc.	Mand.
\$219.9	\$-	\$295.7	\$-	\$260.0	\$-	\$238.8	\$-	\$-	\$-	\$293.0	\$-

Bipartisan Infrastructure Law (BIL) (dollars in millions)									
2022 Actual Obligations		2023 Planned Obligations		2024 Planned Obligations		2025+outyears Planned Obligations		Totals	
Disc.	Mand.	Disc.	Mand.	Disc.	Mand.	Disc.	Mand.	Disc.	Mand.
\$16.1	\$-	\$59.0	\$-	\$59.0	\$-	\$152.0	\$-	\$286.1	\$-

Inflation Reduction Act (IRA) (dollars in millions)									
2022 Actual Obligations		2023 Planned Obligations		2024 Planned Obligations		2025+outyears Planned Obligations		Total	
	\$-		\$-		\$-		\$-		\$-

Major Changes in FY 2024:

The President's Budget includes increased funding for Fire Fighter compensation, capacity and workforce transformation, and other workforce reforms. It also increases funding for Reserved Treaty Rights Lands projects and for contract and administrative support for Fuels management activities of fire fighting organizations managed by Tribal nations.

Increase in Fire Suppression in 2022 due to fire activity late in FY 2021 and early FY 2022 resulting in significantly higher funding requirements. Normal fire activity estimated for FY 2023, FY 2024, and FY 2025.

Description of data:

With the exception of Suppression Operations funding, the 2022 and 2023 amounts reflect estimated allocations based on the 2022 and 2023 appropriation and the FY 2024 amount reflects estimated allocations including BIA specific program funding increases that are included in the President's Budget request. For Suppression Operations funding, the 2022 estimate is based on the increase in obligations experienced by BIA, whereas 2023 and 2024 estimates are based on recent average BIA actuals which are lower than the high obligation rate experienced in 2022. Funding provided for Disaster Relief is not included in the FY 2022 request or enacted amounts; however, funding reported in the FY 2023 Enacted column includes Disaster Relief funding for Suppression activities, which has previously been included in the regular Wildland Fire Management appropriations.

Description of how funds are expended:

OWF allocates funding to BIA. BIA expends the funding by paying Federal employees, and through Tribal contracts and compacts, cooperative agreements and grants.

Department of the Interior – Fish and Wildlife Service (FWS)*Program Category: Natural resources and environment*

Annual Budget and Appropriations (dollars in millions)											
2022 Budget		2022 Enacted		2023 Budget		2023 Enacted				2024 Budget	
Disc.	Mand.	Disc.	Mand.	Disc.	Mand.	Disc.	Mand.	Disaster Supp.	Advance Approps. for 2024	Disc.	Mand.
\$22.5	\$-	\$16.5	\$-	\$17.2	\$-	\$14.9	\$-	\$-	\$-	\$22.3	\$-

Bipartisan Infrastructure Law (BIL) (dollars in millions)									
2022 Actual Obligations		2023 Planned Obligations		2024 Planned Obligations		2025+outyears Planned Obligations		Totals	
Disc.	Mand.	Disc.	Mand.	Disc.	Mand.	Disc.	Mand.	Disc.	Mand.
\$-	\$-	\$-	\$-	\$-	\$-	\$-	\$-	\$-	\$-

Inflation Reduction Act (IRA) (dollars in millions)					
2022 Actual Obligations	2023 Planned Obligations		2024 Planned Obligations	2025+outyears Planned Obligations	Total
\$-	\$-	\$-	\$-	\$-	\$-

Major Changes in FY 2024:

The Fish and Wildlife Service budget includes increases for Tribal Wildlife Grants, Alaska Subsistence Co-management, Tribal Co-stewardship, and Tribal consultations.

Description of data:

Many factors are considered in determining the funding amounts for the FWS programs that benefit Tribes, including historical funding amounts, but the final amounts are determined through the budget formulation process.

BIL appropriated \$455M over 5 years to FWS for ecosystem restoration. Some projects could benefit Tribes, but those projects and amounts are unknown at this time.

Description of how funds are expended:

FWS funding is expended in several ways including a competitive grant program to Tribes, FWS technical assistance to Tribes and contracts with Tribes.

Department of the Interior – National Park Service (NPS)

Program Category: Other

Annual Budget and Appropriations (dollars in millions)											
2022 Budget		2022 Enacted		2023 Budget		2023 Enacted				2024 Budget	
Disc.	Mand.	Disc.	Mand.	Disc.	Mand.	Disc.	Mand.	Disaster Supp.	Advance Approps. for 2024	Disc.	Mand.
\$31.6	\$-	\$25.1	\$-	\$35.4	\$-	\$39.7	\$-	\$-	\$-	\$53.7	\$-

Bipartisan Infrastructure Law (BIL) (dollars in millions)									
2022 Actual Obligations		2023 Planned Obligations		2024 Planned Obligations		2025+outyears Planned Obligations		Totals	
Disc.	Mand.	Disc.	Mand.	Disc.	Mand.	Disc.	Mand.	Disc.	Mand.
\$-	\$-	\$-	\$-	\$-	\$-	\$-	\$-	\$-	\$-

Inflation Reduction Act (IRA) (dollars in millions)					
2022 Actual Obligations	2023 Planned Obligations		2024 Planned Obligations	2025+outyears Planned Obligations	Total
\$-	\$-	\$-	\$-	\$-	\$-

Major Changes in FY 2024:

Increases include additional funding for Tribal Heritage Grants, subsistence management, Tribal Co-Stewardship, and NATIVE Act Implementation.

Description of data:

Many factors are considered to determine each program's funding level, but the final amounts are determined through the budget formulation process.

Description of how funds are expended:

Funds are expended through NPS programs and grants to Tribes.

Department of the Interior – Office of Surface Mining Reclamation and Enforcement (OSMRE)*Program Category: Natural resources and environment*

Annual Budget and Appropriations (dollars in millions)											
2022 Budget		2022 Enacted		2023 Budget		2023 Enacted				2024 Budget	
Disc.	Mand.	Disc.	Mand.	Disc.	Mand.	Disc.	Mand.	Disaster Supp.	Advance Approps. for 2024	Disc.	Mand.
\$2.5	\$1.0	\$2.5	\$0.7	\$2.5	\$0.8	\$2.4	\$0.8	\$-	\$-	\$2.4	\$0.8

Bipartisan Infrastructure Law (BIL) (dollars in millions)									
2022 Actual Obligations		2023 Planned Obligations		2024 Planned Obligations		2025+outyears Planned Obligations		Totals	
Disc.	Mand.	Disc.	Mand.	Disc.	Mand.	Disc.	Mand.	Disc.	Mand.
\$-	\$-	\$1.7	\$-	\$1.7	\$-	\$19.9	\$-	\$23.3	\$-

Inflation Reduction Act (IRA) (dollars in millions)				
2022 Actual Obligations	2023 Planned Obligations	2024 Planned Obligations	2025+outyears Planned Obligations	Total
\$-	\$-	\$-	\$-	\$-

Major Changes in FY 2024:

Account has no major changes.

Description of data:

Many factors are considered to determine the program's funding level, but the final amount is determined through the budget formulation process.

Description of how funds are expended:

Direct service and through grants to Tribes.

Department of the Interior – United States Geological Survey (USGS)*Program Category: Natural resources and environment*

Annual Budget and Appropriations (dollars in millions)											
2022 Budget		2022 Enacted		2023 Budget		2023 Enacted				2024 Budget	
Disc.	Mand.	Disc.	Mand.	Disc.	Mand.	Disc.	Mand.	Disaster Supp.	Advance Approps. for 2024	Disc.	Mand.
\$18.7	\$-	\$17.6	\$-	\$29.6	\$-	\$17.5	\$-	\$-	\$-	\$24.0	\$-

Bipartisan Infrastructure Law (BIL) (dollars in millions)									
2022 Actual Obligations		2023 Planned Obligations		2024 Planned Obligations		2025+outyears Planned Obligations		Totals	
Disc.	Mand.	Disc.	Mand.	Disc.	Mand.	Disc.	Mand.	Disc.	Mand.
\$1.1	\$-	\$1.0	\$-	\$TBD	\$-	\$TBD	\$-	\$TBD	\$-

Inflation Reduction Act (IRA) (dollars in millions)				
2022 Actual Obligations	2023 Planned Obligations	2024 Planned Obligations	2025+outyears Planned Obligations	Total
\$-	\$-	\$-	\$-	\$-

Major Changes in FY 2024:

Budget includes increases for Tribal Climate Adaptation Science and Geospatial, 3D Elevation Program (3DEP), and Geologic Research and Collection on Tribal Lands.

Description of data:

Many factors are considered to determine the program's funding level, but the final amount is determined through the budget formulation process.

Description of how funds are expended:

Funding is expended by USGS.

Department of the Treasury – IRS Indian Tribal Government Services

Program Category: Other

Annual Budget and Appropriations (dollars in millions)											
2022 Budget		2022 Enacted		2023 Budget		2023 Enacted				2024 Budget	
Disc.	Mand.	Disc.	Mand.	Disc.	Mand.	Disc.	Mand.	Disaster Supp.	Advance Approps. for 2024	Disc.	Mand.
\$6.6	\$-	\$6.6	\$-	\$6.7	\$-	\$6.7	\$-	\$-	\$-	\$6.8	\$-

Bipartisan Infrastructure Law (BIL) (dollars in millions)									
2022 Actual Obligations		2023 Planned Obligations		2024 Planned Obligations		2025+outyears Planned Obligations		Totals	
Disc.	Mand.	Disc.	Mand.	Disc.	Mand.	Disc.	Mand.	Disc.	Mand.
\$-	\$-	\$-	\$-	\$-	\$-	\$-	\$-	\$-	\$-

Inflation Reduction Act (IRA) (dollars in millions)									
2022 Actual Obligations		2023 Planned Obligations		2024 Planned Obligations		2025+outyears Planned Obligations		Total	
\$-		\$-		\$-		\$-		\$-	

Major Changes in FY 2024:

No major changes from FY 2023.

Description of data:

The Internal Revenue Service (IRS) established the Indian Tribal Government (ITG) function within the Tax Exempt and Government Entities (TE/GE) Division to assist the 574 Federally recognized Indian Tribes and 3,500 tribal entities in addressing their federal tax obligations. Since Calendar Year 2000, the ITG function has had federal tax compliance responsibility for each federally recognized Indian Tribe. The ITG function combines its compliance strategies with outreach and educational activities to support a balanced approach to improve compliance and understanding of tax responsibilities amongst the Federally recognized Tribes. The ITG function is funded out of the annual discretionary Enforcement appropriation.

Description of how funds are expended:

Funding is expended through the ITG function, including labor expenses. In FY2023, the ITG program had approximately 41 employees.

Department of the Treasury – Native American Community Development Financial Institutions (CDFI) Fund Assistance Program*Program Category: Housing and community development*

Annual Budget and Appropriations (dollars in millions)											
2022 Budget		2022 Enacted		2023 Budget		2023 Enacted				2024 Budget	
Disc.	Mand.	Disc.	Mand.	Disc.	Mand.	Disc.	Mand.	Disaster Supp.	Advance Approps. for 2024	Disc.	Mand.
\$21.5	\$-	\$21.5	\$-	\$21.5	\$-	\$25	\$-	\$-	\$-	\$25.0	\$-

Bipartisan Infrastructure Law (BIL) (dollars in millions)									
2022 Actual Obligations		2023 Planned Obligations		2024 Planned Obligations		2025+outyears Planned Obligations		Totals	
Disc.	Mand.	Disc.	Mand.	Disc.	Mand.	Disc.	Mand.	Disc.	Mand.
\$-	\$-	\$-	\$-	\$-	\$-	\$-	\$-	\$-	\$-

Inflation Reduction Act (IRA) (dollars in millions)					
2022 Actual Obligations	2023 Planned Obligations		2024 Planned Obligations	2025+outyears Planned Obligations	Total
\$-	\$-	\$-	\$-	\$-	\$-

Major Changes in FY 2024:

No major changes from FY 2023.

Description of data:

The FY 2023 Appropriations Bill (PL 117-328) states that, of the amount appropriated for the Community Development Financial Institutions Fund Program Account, not less than \$25 million is for financial assistance, technical assistance, training, and outreach programs designed to benefit Native American, Native Hawaiian, and Alaska Native communities and provided primarily through qualified community development lender organizations with experience and expertise in community development banking and lending in Indian country, Native American organizations, Tribes and tribal organizations, and other suitable providers.

Description of how funds are expended:

Native American CDFI Assistance Program: PL 117-328 states that, of the amount appropriated for the Community Development Financial Institutions Fund Program Account, not less than \$25 million is for financial assistance, technical assistance, training, and outreach programs designed to benefit Native American, Native Hawaiian, and Alaska Native communities and provided primarily through qualified community development lender organizations with experience and expertise in community development banking and lending in Indian country, Native American organizations, Tribes and tribal organizations, and other suitable providers.

Department of the Treasury – Office of Tribal and Native Affairs

Program Category: Other

Annual Budget and Appropriations (dollars in millions)											
2022 Budget		2022 Enacted		2023 Budget		2023 Enacted				2024 Budget	
Disc.	Mand.	Disc.	Mand.	Disc.	Mand.	Disc.	Mand.	Disaster Supp.	Advance Approps. for 2024	Disc.	Mand.
\$-	\$-	\$-	\$-	\$-	\$-	\$1	\$-	\$-	\$-	\$1.0	\$-

Bipartisan Infrastructure Law (BIL) (dollars in millions)									
2022 Actual Obligations		2023 Planned Obligations		2024 Planned Obligations		2025+outyears Planned Obligations		Totals	
Disc.	Mand.	Disc.	Mand.	Disc.	Mand.	Disc.	Mand.	Disc.	Mand.
\$-	\$-	\$-	\$-	\$-	\$-	\$-	\$-	\$-	\$-

Inflation Reduction Act (IRA) (dollars in millions)					
2022 Actual Obligations	2023 Planned Obligations		2024 Planned Obligations	2025+outyears Planned Obligations	Total
\$-	\$-	\$-	\$-	\$-	\$-

Major Changes in FY 2024:

The Office of Tribal and Native Affairs was established late in FY 2022. There are no major changes in FY 2024.

Description of data:

The Office of Tribal and Native Affairs reports to the Treasurer and collaborates intra-agency and interagency to ensure diplomatic relations between the federal agency and Tribes reflect optimal policy, program and guidance related to tribal economies, tax policy/tax parity. The office works across Treasury's portfolio on issues related to Tribal nations, and is committed to strengthening Treasury's relationships with tribal governments and Indian Country to work to better understand and respond to the needs of tribal governments regarding Treasury regulations, legislative comments, proposed legislation and policy statements that have Tribal implications, have a direct and identifiable economic impact on Indian Tribes. The Office is responsible for the administration and coordination of the Treasury Tribal Advisory Committee who advises the Secretary of Treasury on tax policy matters. The Office staffs the Treasurer on the White House Council of Native American Affairs and serves on subcommittees of this Council to ensure policies and initiatives reflect Indian Law and Policy.

Description of how funds are expended:

Policy, technical assistance for legislation, coordination of tribal consultation, advising on the management of various Treasury financial programs impacting Tribes and coordination of Treasury Tribal Advisory Committee.

Department of Transportation – Federal Highway Administration

Program Category (for all listed programs): Transportation

Annual Budget and Appropriations (dollars in millions)												
Program Name	2022 Budget		2022 Enacted		2023 Budget		2023 Enacted				2024 Budget	
	Disc.	Mand.	Disc.	Mand.	Disc.	Mand.	Disc.	Mand.	Disaster Supp.	Advance Approps. for 2024	Disc.	Mand.
Tribal Transportation Program	\$505.0	\$-	\$578.5	\$-	\$590.0	\$-	\$590	\$-	\$-	\$	\$613.0	\$-
Tribal Transportation Facility Bridges	\$-	\$-	\$16.0	\$-	\$18.0	\$-	\$18	\$-	\$-	\$-	\$20.0	\$-
Nationally Significant Federal Lands and Tribal Projects Program	\$-	\$-	\$65.0	\$-	\$25.1	\$-	\$62.6	\$-	\$-	\$-	\$27.5	\$-

Bipartisan Infrastructure Law (BIL) (dollars in millions)											
Program Name	2022 Actual Obligations		2023 Planned Obligations		2024 Planned Obligations		2025+outyears Planned Obligations		Totals		
	Disc.	Mand.	Disc.	Mand.	Disc.	Mand.	Disc.	Mand.	Disc.	Mand.	
Tribal Transportation Program	\$-	\$-	\$-	\$-	\$-	\$-	\$-	\$-	\$-	\$-	
Tribal Transportation Facility Bridges	\$185.0	\$-	\$185.0	\$-	\$185.0	\$-	\$185.0	\$-	\$740.0	\$-	
Nationally Significant Federal Lands and Tribal Projects Program	\$-	\$-	\$-	\$-	\$-	\$-	\$-	\$-	\$-	\$-	

Inflation Reduction Act (IRA) (dollars in millions)					
Program Name	2022 Actual Obligations	2023 Planned Obligations	2024 Planned Obligations	2025+outyears Planned Obligations	Total
Tribal Transportation Program	\$-	\$-	\$-	\$-	\$-
Tribal Transportation Facility Bridges	\$-	\$-	\$-	\$-	\$-
Nationally Significant Federal Lands and Tribal Projects Program	\$-	\$-	\$-	\$-	\$-

Major Changes in FY 2024:

The FY 2024 planned obligations are from the authorized authority for the Tribal Transportation Program and the set-asides of advance appropriations under the Bridge Investment Program and the Bridge Formula Program.

Description of data:

Amounts reflect contract authority/obligation limitation for the Tribal Transportation Program.

Amounts are for the Tribal Transportation Facility Bridges set asides from the competitive Bridge Investment Program and the Bridge Replacement, Rehabilitation, Preservation, Protection, and Construction formula program.

Amounts are estimated planned obligations for tribal projects from the Nationally Significant Federal Lands and Tribal Projects program.

Description of how funds are expended:

Funds are allocated among Tribes using a statutory formula based on tribal population, road mileage, and average tribal shares of the former Tribal Transportation Allocation methodology (TTAM) formula. Tribal Transportation Program funds are provided to the Tribes either directly or through the Bureau of Indian Affairs.

Department of Transportation – Federal Transit Administration Public Transportation on Indian Reservations Competitive And Formula

Program Category: Transportation

Annual Budget and Appropriations (dollars in millions)											
2022 Budget		2022 Enacted		2023 Budget		2023 Enacted				2024 Budget	
Disc.	Mand.	Disc.	Mand.	Disc.	Mand.	Disc.	Mand.	Disaster Supp.	Advance Approps. for 2024	Disc.	Mand.
\$35.0	\$-	\$44.0	\$-	\$45.0	\$-	\$45	\$-	\$-	\$-	\$46.0	\$-

Bipartisan Infrastructure Law (BIL) (dollars in millions)									
2022 Actual Obligations		2023 Planned Obligations		2024 Planned Obligations		2025+outyears Planned Obligations		Totals	
Disc.	Mand.	Disc.	Mand.	Disc.	Mand.	Disc.	Mand.	Disc.	Mand.
\$4.5	\$-	\$27.0	\$-	\$42.0	\$-	\$155.0	\$-	\$228.5	\$-

Inflation Reduction Act (IRA) (dollars in millions)									
2022 Actual Obligations		2023 Planned Obligations		2024 Planned Obligations		2025+outyears Planned Obligations		Total	
	\$-		\$-		\$-		\$-		\$-

Major Changes in FY 2024:

The discretionary amounts reported reflect the annual budget request and appropriator action on authorized Contract Authority, where the amounts allocated to the Public Transportation on Indian Reservations program are authorized outside of annual appropriations acts.

Description of data:

Authorized Level.

Description of how funds are expended:

The Tribal Transit Program provides direct funding to federally recognized Indian Tribes to provide public transportation service on and around Indian reservations or tribal land in rural areas. Funds set aside for the Indian Tribes are not meant to replace or reduce funds that Indian Tribes receive from a state's Section 5311 funds. Eligible recipients under both the discretionary and formula program include federally recognized Indian Tribes or Alaska Native villages, groups, or communities as identified by the U.S. Department of the Interior Bureau of Indian Affairs (BIA). A Tribe must have the legal, financial, and technical capabilities to receive and administer federal funds.

The purpose of the Tribal Transit Program is to provide and enhance public transportation on Indian reservations/tribal lands and to provide transit services to serve tribal communities. Tribes must be located in rural areas with populations under fifty thousand, and not identified as an urbanized expansion area by the Bureau of the Census. Tribes must be providing public transit or proposing to provide public transit services. Funds may be used for public transportation capital projects, operating costs of equipment and facilities, transit planning, and acquisition of public transportation services, including service agreements with private providers of public transportation services. Funding may be for planning, start-up transit service, enhancement of existing services, purchase of transit capital items, including vehicles, and operating expenses. Operating expenses include fuel, oil, driver and dispatcher salaries, fringe benefits, and licenses (see Chapter III of the Section 5311 Program Circular for full details on eligibility).

Department of Transportation – National Highway Traffic Safety Administration (NHTSA) - Highway Safety Programs - Title 23 USC Section 402

Program Category: Transportation

Annual Budget and Appropriations (dollars in millions)											
2022 Budget		2022 Enacted		2023 Budget		2023 Enacted				2024 Budget	
Disc.	Mand.	Disc.	Mand.	Disc.	Mand.	Disc.	Mand.	Disaster Supp.	Advance Approps. for 2024	Disc.	Mand.
\$7.6	\$-	\$7.6	\$-	\$7.6	\$-	\$7.7	\$-	\$-	\$-	\$7.5	\$-

Bipartisan Infrastructure Law (BIL) (dollars in millions)									
2022 Actual Obligations		2023 Planned Obligations		2024 Planned Obligations		2025+outyears Planned Obligations		Totals	
Disc.	Mand.	Disc.	Mand.	Disc.	Mand.	Disc.	Mand.	Disc.	Mand.
\$0.4	\$-	\$0.4	\$-	\$0.4	\$-	\$15.5	\$-	\$16.7	\$-

Inflation Reduction Act (IRA) (dollars in millions)					
2022 Actual Obligations	2023 Planned Obligations		2024 Planned Obligations	2025+outyears Planned Obligations	Total
\$-	\$-	\$-	\$-	\$-	\$-

Major Changes in FY 2024:

The amounts reported are based on a statutorily defined calculation (not less than 2% of the total Section 402 apportionment). Increases from FY 2023 reflect increased funding for Section 402 provided in IIJA/BIL. Amounts reported as BIL Discretionary reflect the calculation applied to the amounts provided for Section 402 in the IIJA/BIL advance appropriations.

Description of data:

The Bureau of Indian Affairs (BIA) receives Section 402 grant funds determined by the formula set forth in 23 U.S.C. § 402(c). The apportionment to the Secretary of the Interior on behalf of the Indian Tribes, is not less than 2 percent of the total apportionment. The BIA is not eligible for any other grant funds that are available to other States via an application process (i.e. Section 405 – National Priority Safety Programs).

Description of how funds are expended:

Section 402 Formula Grant funds are awarded to the Bureau of Indian Affairs (BIA) as that agency acts in the capacity of the State Highway Safety Office (SHSO) for Indian Country. As identified in 23 USC 402 (h) (2) and Appendix B to Part 1300 (b), 95 percent of the funds awarded to the BIA shall be expended by Indian Tribes to carry out highway safety programs within their jurisdictions. Tribal traffic safety projects typically funded by the BIA fall under Police Traffic Services (PTS) and Child Passenger Safety (CPS) areas. The BIA also funds some full-time tribal traffic law enforcement officers and provides equipment to the Tribes. The BIA continues to make significant outreach to the Tribes to try and expand the numbers of Child Passenger Safety projects intended to provide child passenger safety seats to lower income tribal members.

Department of Transportation – Pipeline & Hazardous Material Safety Admin - Hazardous Materials Emergency Preparedness (HMEP)

Program Category: Transportation

Annual Budget and Appropriations (dollars in millions)											
2022 Budget		2022 Enacted		2023 Budget		2023 Enacted				2024 Budget	
Disc.	Mand.	Disc.	Mand.	Disc.	Mand.	Disc.	Mand.	Disaster Supp.	Advance Approps. for 2024	Disc.	Mand.
\$1.0	\$-	\$1.0	\$-	\$1.0	\$-	\$1	\$-	\$-	\$-	\$1.0	\$-

Bipartisan Infrastructure Law (BIL) (dollars in millions)									
2022 Actual Obligations		2023 Planned Obligations		2024 Planned Obligations		2025+outyears Planned Obligations		Totals	
Disc.	Mand.	Disc.	Mand.	Disc.	Mand.	Disc.	Mand.	Disc.	Mand.
\$-	\$-	\$-	\$-	\$-	\$-	\$-	\$-	\$-	\$-

Inflation Reduction Act (IRA) (dollars in millions)					
2022 Actual Obligations	2023 Planned Obligations		2024 Planned Obligations	2025+outyears Planned Obligations	Total
\$-	\$-	\$-	\$-	\$-	\$-

Major Changes in FY 2024:

There have been no major changes.

Description of data:

The Hazardous Materials Emergency Preparedness (HMEP) grant is to protect against the risks to life, property, and the environment that are inherent in the transportation of hazardous material in intrastate, interstate, and foreign commerce (Title 49 U.S.C. § 5101). The HMEP grant supports the emergency preparedness and response efforts of States, federally recognized Native American Tribes, and Territories that deal with hazardous materials emergencies, specifically those involving transportation. The amount for FY 2024 is an estimate that the program has set aside.

Description of how funds are expended:

Governors in each State, or their counterparts within Territories or Tribes, designate an agency to receive the HMEP grant funds. Agencies submit grant applications to PHMSA annually requesting funds for proposed activities. PHMSA reviews and evaluates applications to make certain the proposed activities support the program mission to ensure the safe transportation of hazmat. If approved, PHMSA offers the agency a Notice of Grant Award (NGA) for acceptance and signature. Once executed, the agency may distribute grant funds in accordance with the planned activities identified in the grant application within the State, Territory, or Tribe to Local Emergency Planning Committees (LEPCs) and first responder organizations.

Department of Veterans Affairs – Native American Direct Home Loans - Loan Level [Non-Add] - Native American Veterans Housing Loan Program*Program Category: Housing and community development*

Annual Budget and Appropriations (dollars in millions)											
2022 Budget		2022 Enacted		2023 Budget		2023 Enacted				2024 Budget	
Disc.	Mand.	Disc.	Mand.	Disc.	Mand.	Disc.	Mand.	Disaster Supp.	Advance Approps. for 2024	Disc.	Mand.
\$[13.0]	\$[-]	\$[11.0]	\$[-]	\$[11.0]	\$[-]	\$-	\$[-]	\$[-]	\$[-]	\$[13.0]	\$[-]

Bipartisan Infrastructure Law (BIL) (dollars in millions)									
2022 Actual Obligations		2023 Planned Obligations		2024 Planned Obligations		2025+outyears Planned Obligations		Totals	
Disc.	Mand.	Disc.	Mand.	Disc.	Mand.	Disc.	Mand.	Disc.	Mand.
\$[-]	\$[-]	\$[-]	\$[-]	\$[-]	\$[-]	\$[-]	\$[-]	\$[-]	\$[-]

Inflation Reduction Act (IRA) (dollars in millions)					
2022 Actual Obligations	2023 Planned Obligations		2024 Planned Obligations	2025+outyears Planned Obligations	Total
\$[-]	\$[-]	\$[-]	\$[-]	\$[-]	\$[-]

Major Changes in FY 2024:

To provide for origination, service, management, investment, and common overhead expenses to support program outreach efforts, the NADL program requests \$2.7 million in loan administration appropriations to fund 16 FTE.

Description of data:

The Native American Veterans Direct Loan program (NADL) authorized by Public Law 102-547 (38 U.S.C. Chapter 37, Section 3761) provides direct loans to purchase, construct, or improve homes for Native American and Native Hawaiian Veterans or their eligible spouses living on Federally recognized trust lands. Loans are initiated by the Veterans. Funding is based on the amount of prior year loans.

Description of how funds are expended:

Loans are made directly to eligible Veterans.

Department of Veterans Affairs – Native American Direct Home Loans - Native American Veterans Housing Loan Program*Program Category: Housing and community development*

Annual Budget and Appropriations (dollars in millions)											
2022 Budget		2022 Enacted		2023 Budget		2023 Enacted				2024 Budget	
Disc.	Mand.	Disc.	Mand.	Disc.	Mand.	Disc.	Mand.	Disaster Supp.	Advance Approps. for 2024	Disc.	Mand.
\$1.0	\$-	\$1.0	\$3.0	\$1.0	\$-	\$1	\$4.0	\$-	\$-	\$3.0	\$-

Bipartisan Infrastructure Law (BIL) (dollars in millions)									
2022 Actual Obligations		2023 Planned Obligations		2024 Planned Obligations		2025+outyears Planned Obligations		Totals	
Disc.	Mand.	Disc.	Mand.	Disc.	Mand.	Disc.	Mand.	Disc.	Mand.
\$-	\$-	\$-	\$-	\$-	\$-	\$-	\$-	\$-	\$-

Inflation Reduction Act (IRA) (dollars in millions)				
2022 Actual Obligations	2023 Planned Obligations	2024 Planned Obligations	2025+outyears Planned Obligations	Total
\$-	\$-	\$-	\$-	\$-

Major Changes in FY 2024:

To provide for origination, service, management, investment, and common overhead expenses to support program outreach efforts, the NADL program requests \$2.7 million in loan administration appropriations to fund 16 FTE.

Description of data:

The Native American Veterans Direct Loan program (NADL) authorized by Public Law 102-547 (38 U.S.C. Chapter 37, Section 3761) provides direct loans to purchase, construct, or improve homes for Native American and Native Hawaiian Veterans or their eligible spouses living on Federally recognized trust lands. Loans are initiated by the Veterans. Funding is based on the amount of prior year loans.

Description of how funds are expended:

Direct loans are provided to eligible Veterans.

Department of Veterans Affairs – Reimbursement from VA Medical Care to IHS and Tribal Health Programs

Program Category: Health

Annual Budget and Appropriations (dollars in millions)											
2022 Budget		2022 Enacted		2023 Budget		2023 Enacted				2024 Budget	
Disc.	Mand.	Disc.	Mand.	Disc.	Mand.	Disc.	Mand.	Disaster Supp.	Advance Approps. for 2024	Disc.	Mand.
\$30.0	\$-	\$35.0	\$-	\$32.0	\$-	\$37	\$-	\$-	\$34.0	\$38.0	\$-

Bipartisan Infrastructure Law (BIL) (dollars in millions)									
2022 Actual Obligations		2023 Planned Obligations		2024 Planned Obligations		2025+outyears Planned Obligations		Totals	
Disc.	Mand.	Disc.	Mand.	Disc.	Mand.	Disc.	Mand.	Disc.	Mand.
\$-	\$-	\$-	\$-	\$-	\$-	\$-	\$-	\$-	\$-

Inflation Reduction Act (IRA) (dollars in millions)					
2022 Actual Obligations	2023 Planned Obligations		2024 Planned Obligations	2025+outyears Planned Obligations	Total
\$-	\$-	\$-	\$-	\$-	\$-

Major Changes in FY 2024:

No major changes from FY 2023.

Description of data:

Projected obligations in FY 2024 for VA reimbursement to the Indian Health Service, Tribal Health Programs, and Urban Indian Organizations are \$38.3 million. In general, this funding supports an estimated 74 Indian Health Service (IHS) sites, 119 agreements with Tribal Health Programs (THPs) and 3 agreements with Urban Indian Organizations (UIO). VA anticipates providing reimbursement to more than 6,800 unique veterans and processing over 73,000 medical claims per year. The increased funding level in 2024 supports the expansion of VA reimbursement to include greater numbers of UIOs as well as to reimburse IHS and THPs for eligible purchased/referred care.

Description of how funds are expended:

VA and the IHS signed the VA-IHS National Reimbursement Agreement in December 2012. The National Reimbursement Agreement paved the way for VA to enter into individual agreements with THPs to reimburse for Direct Care Services provided to eligible American Indian/Alaskan Native (AI/AN) veterans. In January 2022, VA expanded the program to include UIOs, as authorized in Division FF, Title XI, Western Water and Indian Affairs, section 1113 of P.L. 116-260, Consolidated Appropriations Act, 2021. VA continues to establish individual agreements with THP and UIOs to increase health care options for all eligible AI/AN veterans facilitating access to culturally sensitive care, VA tribal collaboration and resource-sharing between VA and IHS/THP/UIOs. Due to the highly rural nature of Alaska, agreements with Alaska THPs also cover non-Native veterans with preauthorization. In 2023, VA will continue working with stakeholders to adopt new agreements which include VA reimbursement to IHS and THPs for eligible purchased/referred care (PRC) provided to eligible AI/AN veterans, as authorized in P.L. 116-311, the Proper and Reimbursed Care for Native Veterans Act

Environmental Protection Agency – Administrator's Office (AO)

Program Category: Natural resources and environment

Annual Budget and Appropriations (dollars in millions)											
2022 Budget		2022 Enacted		2023 Budget		2023 Enacted				2024 Budget	
Disc.	Mand.	Disc.	Mand.	Disc.	Mand.	Disc.	Mand.	Disaster Supp.	Advance Approps. for 2024	Disc.	Mand.
\$-	\$-	\$-	\$-	\$-	\$-	\$-	\$-	\$-	\$-	\$-	\$-

Bipartisan Infrastructure Law (BIL) (dollars in millions)									
2022 Actual Obligations		2023 Planned Obligations		2024 Planned Obligations		2025+outyears Planned Obligations		Totals	
Disc.	Mand.	Disc.	Mand.	Disc.	Mand.	Disc.	Mand.	Disc.	Mand.
\$-	\$-	\$-	\$-	\$-	\$-	\$-	\$-	\$-	\$-

Inflation Reduction Act (IRA) (dollars in millions)					
2022 Actual Obligations	2023 Planned Obligations		2024 Planned Obligations	2025+outyears Planned Obligations	Total
\$-	\$-	\$-	\$TBD	\$-	\$TBD

Major Changes in FY 2024:

AO previously administered EJ grants that have since been moved to OEJECR.

EPA created a new National Program Manager (NPM) Office of Environmental Justice and External Civil Rights (OEJECR) in September 2022 and the associated program resources are accounted for under the new NPM.

Description of data:

N/A

Description of how funds are expended:

The Greenhouse Gas Reduction Fund anticipates using a portion of its IRA discretionary funding received to support our Tribal partners in FY 2024.

EPA will ensure that Tribal Nations benefit from this funding by: (1) evaluating applicants to the National Clean Investment Fund competition on their plans to reach Tribal communities; (2) evaluating applicants to the Clean Communities Investment Accelerator competition on their plans to invest in financial institutions serving Tribal Nations; and (3) funding approximately 1-3 awards under the Solar for All competition for coalitions of Tribal governments, intertribal consortia and/or eligible nonprofits with extensive experience serving Tribes.

Environmental Protection Agency – Air Programs (OAR)*Program Category: Natural resources and environment*

Annual Budget and Appropriations (dollars in millions)											
2022 Budget		2022 Enacted		2023 Budget		2023 Enacted				2024 Budget	
Disc.	Mand.	Disc.	Mand.	Disc.	Mand.	Disc.	Mand.	Disaster Supp.	Advance Approps. for 2024	Disc.	Mand.
\$27.9	\$-	\$18.9	\$-	\$34.6	\$-	\$23.3	\$-	\$-	\$-	\$37.3	\$-

Bipartisan Infrastructure Law (BIL) (dollars in millions)									
2022 Actual Obligations		2023 Planned Obligations		2024 Planned Obligations		2025+outyears Planned Obligations		Totals	
Disc.	Mand.	Disc.	Mand.	Disc.	Mand.	Disc.	Mand.	Disc.	Mand.
\$71.2	\$-	\$TBD	\$-	\$TBD	\$-	\$TBD	\$TBD	\$TBD	\$TBD

Inflation Reduction Act (IRA) (dollars in millions)					
2022 Actual Obligations	2023 Planned Obligations		2024 Planned Obligations	2025+outyears Planned Obligations	Total
\$-	\$TBD		\$TBD	\$TBD	\$TBD

Major Changes in FY 2024:

The FY 2023 and FY 2024 Budget column reflects the increase in the President's budget for the Tribal Air Quality Management program project. This increase is part of the environmental justice and climate change initiatives of the Administration.

Tribal funding for IRA and BIL for FY 2023 and beyond has not yet been determined because final grant applications have not yet been awarded. These numbers are subject to change. The Agency will report when they are finalized.

Description of data:

The level of funding for Tribal air programs includes both the entire amount of funding for the Tribal Air Quality Management Grants, as well as an estimated level of resources from the Federal Support for Air Quality Management Program that assists Tribes in the development, implementation, and evaluation of programs that support clean air.

Description of how funds are expended:

Through Clean Air Act (CAA) Section 103 and 105 authorities, the EPA funds Tribes and Tribal organizations for the purpose of building Tribal capacity to implement CAA programs and to provide technical support, tools, and training. Additionally, EPA funds and assists Tribes, as appropriate, with implementing CAA programs including assessing air quality in Indian country to set air quality goals and to develop programs to meet those goals.

Environmental Protection Agency – Chemical Safety and Pollution Prevention (OCSP)*Program Category: Natural resources and environment*

Annual Budget and Appropriations (dollars in millions)											
2022 Budget		2022 Enacted		2023 Budget		2023 Enacted				2024 Budget	
Disc.	Mand.	Disc.	Mand.	Disc.	Mand.	Disc.	Mand.	Disaster Supp.	Advance Approps. for 2024	Disc.	Mand.
\$3.0	\$-	\$3.0	\$-	\$3.1	\$-	\$3.1	\$-	\$-	\$-	\$3.1	\$-

Bipartisan Infrastructure Law (BIL) (dollars in millions)									
2022 Actual Obligations		2023 Planned Obligations		2024 Planned Obligations		2025+outyears Planned Obligations		Totals	
Disc.	Mand.	Disc.	Mand.	Disc.	Mand.	Disc.	Mand.	Disc.	Mand.
\$1.5	\$-	\$TBD	\$-	\$TBD	\$-	\$TBD	\$-	\$TBD	\$-

Inflation Reduction Act (IRA) (dollars in millions)					
2022 Actual Obligations	2023 Planned Obligations		2024 Planned Obligations	2025+outyears Planned Obligations	Total
\$-	\$-	\$-	\$-	\$-	\$-

Major Changes in FY 2024:

No changes at this time.

Tribal funding for IIJA in FY 2022 and FY 2023 has not yet been determined.

Description of data:

This data is based on actual estimates. FY23 and beyond is estimated based on historical actuals. OCSP has approximately \$3.1M in appropriations funding that supports the tribal program and Tribes. • \$800K Tribal Pesticides Cooperative Agreements; • \$296K Tribal Lead Assistance Agreements; • \$94K Pollution Prevention Tribal Grants; and • \$1.9M to support HQ and Regional FTE and non-pay, the Tribal Pesticide Program Council (TPPC), the National Tribal Toxics Council (NTTC) and tribal training for Pesticide Regulatory Education Program (PREP).

Description of how funds are expended:

OCSP provides State and Tribal Assistant Grants (STAG) through EPA regions to Tribes for the development and implementation of FIFRA pesticide, TSCA lead and Pollution Prevention assistance agreements. OCSP provides funds to Tribes for establishing Pesticide Programs, Lead-Based Paint Programs and Renovation, and Repair and Painting Programs to administer program management activities such as such as education, training, technical assistance, and evaluation activities. These funds are also used for specific projects that benefit Tribes such as disseminating bed bug kits to Alaska Native Villages, partnering with Indian Health Service (IHS) to provide education and technical assistance through their Healthy Homes Program, and supporting tribal circuit rider programs that serve multiple Tribes.

OCSP uses STAG and EPM funds to manage two cooperative agreements at headquarters that support the administration of the National Tribal Toxics Council and the Tribal Pesticide Program Council. These Councils are made up of tribal representatives that provide Tribes with: an opportunity for greater input on

issues related to toxic chemicals, pollution prevention and pesticides; a forum for providing advice on the development of EPA programs that may affect Tribes; and technical resources, training, and education.

Environmental Protection Agency – Enforcement (OECA)*Program Category: Natural resources and environment*

Annual Budget and Appropriations (dollars in millions)											
2022 Budget		2022 Enacted		2023 Budget		2023 Enacted				2024 Budget	
Disc.	Mand.	Disc.	Mand.	Disc.	Mand.	Disc.	Mand.	Disaster Supp.	Advance Approps. for 2024	Disc.	Mand.
\$7.3	\$-	\$7.4	\$-	\$7.5	\$-	\$7.2	\$-	\$-	\$-	\$7.5	\$-

Bipartisan Infrastructure Law (BIL) (dollars in millions)									
2022 Actual Obligations		2023 Planned Obligations		2024 Planned Obligations		2025+outyears Planned Obligations		Totals	
Disc.	Mand.	Disc.	Mand.	Disc.	Mand.	Disc.	Mand.	Disc.	Mand.
\$-	\$-	\$-	\$-	\$-	\$-	\$-	\$-	\$-	\$-

Inflation Reduction Act (IRA) (dollars in millions)					
2022 Actual Obligations	2023 Planned Obligations		2024 Planned Obligations	2025+outyears Planned Obligations	Total
\$-	\$-	\$-	\$-	\$-	\$-

Major Changes in FY 2024:

New initiatives in Civil enforcement and increases in Pesticides Enforcement State and Tribal Assistance Grants (STAG) grants make up the bulk of the changes. Funding level is straight lined in FY24; any adjustments are made in payroll.

Description of data:

HQs and Regional offices were polled to estimate the FTE and resources spent supporting the Native American communities. This funding represents resources from Categorical Grants: Pesticides Enforcement, Civil Enforcement, and Compliance Monitoring programs.

Description of how funds are expended:

Most of the resources spent on the enforcement and compliance assurance efforts is payroll. In FY 2023, The Office of Enforcement and Compliance Assurance (OECA) provided \$140K in Environmental Program Management (EPM) appropriation extramural funds and \$1.3M in State and Tribal Assistance Grants (STAG) appropriation from the Categorical Grants: Pesticides Enforcement program.

Environmental Protection Agency – Environmental Justice (OEJECR)*Program Category: Natural resources and environment*

Annual Budget and Appropriations (dollars in millions)											
2022 Budget		2022 Enacted		2023 Budget		2023 Enacted				2024 Budget	
Disc.	Mand.	Disc.	Mand.	Disc.	Mand.	Disc.	Mand.	Disaster Supp.	Advance Approps. for 2024	Disc.	Mand.
\$10.0	\$-	\$-	\$-	\$25.0	\$-	\$25	\$-	\$-	\$-	\$25.0	\$-

Bipartisan Infrastructure Law (BIL) (dollars in millions)									
2022 Actual Obligations		2023 Planned Obligations		2024 Planned Obligations		2025+outyears Planned Obligations		Totals	
Disc.	Mand.	Disc.	Mand.	Disc.	Mand.	Disc.	Mand.	Disc.	Mand.
\$-	\$-	\$-	\$-	\$-	\$-	\$-	\$-	\$-	\$-

Inflation Reduction Act (IRA) (dollars in millions)					
2022 Actual Obligations	2023 Planned Obligations		2024 Planned Obligations	2025+outyears Planned Obligations	Total
\$-	\$-	\$-	\$-	\$-	\$-

Major Changes in FY 2024:

EJ Grants will expand in FYs 2024, 2025, and 2026. There will be multiple opportunities for funding for Native American projects through these expanded grant programs, some of which will potentially include explicit set-asides for projects implemented by or serving indigenous communities and organizations including units of tribal governments. FY 2022 enacted is currently being reported as \$0 because of the lag in our grant competitions and awards.

Description of data:

This funding includes resources from the Environmental Justice Program and will be awarded through a competitive grant competition.

EPA created a new National Program Manager (NPM) Office of Environmental Justice and External Civil Rights (OEJECR) in September 2022 and the associated program resources for the Office of the Administrator (AO) are accounted for under this new NPM.

Description of how funds are expended:

This grant support will specifically support Tribal work to eliminate disproportionately adverse human health or environmental effects on environmental justice communities in Tribal and Indigenous communities.

Environmental Protection Agency – General Counsel (OGC)

Program Category: Justice

Annual Budget and Appropriations (dollars in millions)											
2022 Budget		2022 Enacted		2023 Budget		2023 Enacted				2024 Budget	
Disc.	Mand.	Disc.	Mand.	Disc.	Mand.	Disc.	Mand.	Disaster Supp.	Advance Approps. for 2024	Disc.	Mand.
\$0.7	\$-	\$0.7	\$-	\$0.7	\$-	\$0.8	\$-	\$-	\$-	\$0.8	\$-

Bipartisan Infrastructure Law (BIL) (dollars in millions)									
2022 Actual Obligations		2023 Planned Obligations		2024 Planned Obligations		2025+outyears Planned Obligations		Totals	
Disc.	Mand.	Disc.	Mand.	Disc.	Mand.	Disc.	Mand.	Disc.	Mand.
\$-	\$-	\$-	\$-	\$-	\$-	\$-	\$-	\$-	\$-

Inflation Reduction Act (IRA) (dollars in millions)									
2022 Actual Obligations		2023 Planned Obligations		2024 Planned Obligations		2025+outyears Planned Obligations		Total	
\$-		\$-		\$-		\$-		\$-	

Major Changes in FY 2024:

There are no major changes. There is a slight increase for 0.5 FTE.

Description of data:

OGC estimated the time spent by attorneys working on Native American cases annually. Based on the estimates, OGC allocates approximately 4.3 FTE to support work on litigation and counseling on a variety of non-litigation issues to serve Native Americans. This funding represents resources from the Legal Advice: Environmental Program.

Description of how funds are expended:

The funds will be expended on salaries and benefits for 4.3 FTE to support Native American-related legal work that includes litigation and non-litigation issues. The total funding to cover 4.3 FTE is \$774K (4.3 x \$180K = \$774,000).

Environmental Protection Agency – Office of Land and Emergency Management (OLEM) Programs*Program Category: Natural resources and environment*

Annual Budget and Appropriations (dollars in millions)											
2022 Budget		2022 Enacted		2023 Budget		2023 Enacted				2024 Budget	
Disc.	Mand.	Disc.	Mand.	Disc.	Mand.	Disc.	Mand.	Disaster Supp.	Advance Approps. for 2024	Disc.	Mand.
\$44.2	\$-	\$44.2	\$-	\$44.3	\$-	\$37.3	\$-	\$-	\$-	\$43.6	\$-

Bipartisan Infrastructure Law (BIL) (dollars in millions)									
2022 Actual Obligations		2023 Planned Obligations		2024 Planned Obligations		2025+outyears Planned Obligations		Totals	
Disc.	Mand.	Disc.	Mand.	Disc.	Mand.	Disc.	Mand.	Disc.	Mand.
\$23.3	\$-	\$TBD	\$-	\$TBD	\$-	\$TBD	\$-	\$TBD	\$-

Inflation Reduction Act (IRA) (dollars in millions)					
2022 Actual Obligations	2023 Planned Obligations		2024 Planned Obligations	2025+outyears Planned Obligations	Total
\$-	\$-	\$-	\$-	\$-	\$-

Major Changes in FY 2024:

\$2.9M in additional Underground Storage Tank Tribal cleanup funding was requested in the FY 2024 President's Budget. Values have been updated based off of current plans and spending. Value for 2022 Enacted based off of actuals and were reduced since Tribal resources were provided via BIL.

Description of data:

Numbers are estimates based on historical spending. The level of funding is determined by each program. This funding represents resources from the Resource Recovery and Hazardous Waste Grants, Categorical Grant: Brownfields, Brownfields Projects, LUST/UST, Oil Spill: Prevention, Preparedness, and Response, RCRA: Waste Management, State and Local Prevention and Preparedness, Superfund: EPA Emergency Preparedness, Superfund: Federal Facilities, Superfund: Remedial, LUST Prevention, and Superfund: Emergency Response and Removal programs.

Description of how funds are expended:

The Brownfields 128(a) State and Tribal Response Program awards cooperative agreements to build tribal response programs. The Brownfields Multipurpose, Assessment, Revolving Loan Fund, and Cleanup (MARC) Program awards cooperative agreements to Tribes to assess and cleanup sites. The Hazardous Waste Management Grant Program for Tribes under STAG provides financial assistance to tribal governments and tribal consortia for the development and implementation of hazardous waste programs; for building capacity to improve and maintain regulatory compliance; and for developing solutions to address improper management of hazardous waste on tribal lands; both grant funding and technical assistance is available through EPM to assist Tribes in conducting solid waste management activities that gauge the extent of threat to human health and the environment and assist with establishing sustainable waste management programs; Additional funding will be available through the Solid Waste Infrastructure for Recycling and Recycling Education and Outreach grant programs under the Bipartisan Infrastructure Law. Underground Storage Tanks (UST) funds go to Tribes for underground storage tank prevention activities,

including compliance assistance, inspection of USTs, and cleanup activities. Superfund awards cooperative agreements to Tribes to address site cleanups and assist tribal involvement in the Remedial Investigation/feasibility study process.

Environmental Protection Agency – Office of Mission Support (OMS)*Program Category: Natural resources and environment*

Annual Budget and Appropriations (dollars in millions)											
2022 Budget		2022 Enacted		2023 Budget		2023 Enacted				2024 Budget	
Disc.	Mand.	Disc.	Mand.	Disc.	Mand.	Disc.	Mand.	Disaster Supp.	Advance Approps. for 2024	Disc.	Mand.
\$2.5	\$-	\$2.5	\$-	\$5.7	\$-	\$3.5	\$-	\$-	\$-	\$5.7	\$-

Bipartisan Infrastructure Law (BIL) (dollars in millions)									
2022 Actual Obligations		2023 Planned Obligations		2024 Planned Obligations		2025+outyears Planned Obligations		Totals	
Disc.	Mand.	Disc.	Mand.	Disc.	Mand.	Disc.	Mand.	Disc.	Mand.
\$-	\$-	\$-	\$-	\$-	\$-	\$-	\$-	\$-	\$-

Inflation Reduction Act (IRA) (dollars in millions)					
2022 Actual Obligations	2023 Planned Obligations		2024 Planned Obligations	2025+outyears Planned Obligations	Total
\$-	\$-	\$-	\$-	\$-	\$-

Major Changes in FY 2024:

No program changes.

Description of data:

Exchange Network (EN) grants to Tribal partners to enhance collaboration and tribal participation in EN activities. This funding represents resources from the Categorical Grant: Environmental Information program.

Description of how funds are expended:

This funding supports Exchange Network (EN) grants to Tribal partners, to enhance collaboration and tribal participation in EN activities. The EN Grant Program provides funding to states, territories, and federally recognized Indian Tribes to support the development of the National Environmental Information Exchange Network. Since FY 2002, EPA has awarded grants to 50 states, five territories, and 87 federally recognized Tribes to facilitate their involvement in the development and implementation of the EN. EPA awards these grants annually through a competitive solicitation. EPA remains committed to, at a minimum, awarding tribal assistance agreements equal to approximately 10 percent of the appropriated funds. Grants cover work to build tribal capacity in managing and exchanging data and includes training and mentoring activities across tribal communities. The grants also support projects related to exchanging data required for specific environmental programs. This includes water quality monitoring used for 305(b) reporting and air data flowing to the Emissions Inventory System (EIS).

Environmental Protection Agency – Tribal Programs (OITA)*Program Category: Natural resources and environment*

Annual Budget and Appropriations (dollars in millions)											
2022 Budget		2022 Enacted		2023 Budget		2023 Enacted				2024 Budget	
Disc.	Mand.	Disc.	Mand.	Disc.	Mand.	Disc.	Mand.	Disaster Supp.	Advance Approps. for 2024	Disc.	Mand.
\$93.2	\$-	\$93.4	\$-	\$101.1	\$-	\$89.4	\$-	\$-	\$-	\$106.7	\$-

Bipartisan Infrastructure Law (BIL) (dollars in millions)									
2022 Actual Obligations		2023 Planned Obligations		2024 Planned Obligations		2025+outyears Planned Obligations		Totals	
Disc.	Mand.	Disc.	Mand.	Disc.	Mand.	Disc.	Mand.	Disc.	Mand.
\$-	\$-	\$-	\$-	\$-	\$-	\$-	\$-	\$-	\$-

Inflation Reduction Act (IRA) (dollars in millions)									
2022 Actual Obligations		2023 Planned Obligations		2024 Planned Obligations		2025+outyears Planned Obligations		Total	
	\$-		\$-		\$-		\$-		\$-

Major Changes in FY 2024:

The FY 2024 Budget continues strengthening Agency technical assistance and will address inequities by promoting environmental justice and public participations in programs being developed. Tribes depend on General Assistance Program (GAP) support to develop strong environmental programs and recruit and retain qualified environmental professionals.

Description of data:

Agency guidelines define the EPA's direct implementation responsibilities in Indian Country as addressing the most important environmental issues. Under federal environmental statutes, the EPA has responsibility for protecting human health and the environment in Indian Country. Under the EPA's 1984 Indian Policy[1], the Agency works with Tribes on a government-to-government basis in recognition of the federal government's trust responsibility to federally recognized Tribes and that the "EPA recognizes Tribes as the primary parties for setting standards, making environmental policy decisions, and managing programs for reservations consistent with Agency standards and regulations."

[1] EPA Policy for the Administration of Environmental Programs on Indian Reservations.

- <http://www.epa.gov/tribalportal/pdf/indian-policy-84.pdf>.

Description of how funds are expended:

For the Tribal Capacity Building program, funds are part of the Environmental Programs and Management Appropriation and support EPA tribal, both Headquarters and regional operations. Under the State and Tribal Assistance Grants Appropriation, Congress established the Indian Environmental General Assistance Program (GAP) to provide grants and technical assistance to Tribes to cover costs of planning, developing, and establishing Tribal environmental protection programs consistent with other applicable provisions of law administered by the EPA, providing for enforcement of such laws by Tribes on Indian lands. GAP currently supports Tribal capacity through financial assistance to Indian Tribal governments and intertribal consortia. GAP has helped Tribes receive

program delegations, approvals, and primacies for Tribes to administer a variety of programs across a number of statutes, including the Clean Water Act, Safe Drinking Water Act, and the Clean Air Act. Tribes also have built their capacity to assist the EPA in implementing federal environmental programs in the absence of an EPA approved Tribal program through Direct Implementation Tribal Cooperative Agreements (DITCAs).

Environmental Protection Agency – Water Programs (OW) (includes State Revolving Funds (SRFs))*Program Category: Natural resources and environment*

Annual Budget and Appropriations (dollars in millions)											
2022 Budget		2022 Enacted		2023 Budget		2023 Enacted				2024 Budget	
Disc.	Mand.	Disc.	Mand.	Disc.	Mand.	Disc.	Mand.	Disaster Supp.	Advance Approps. for 2024	Disc.	Mand.
\$171.0	\$-	\$155.0	\$-	\$171.0	\$-	\$129.5	\$-	\$-	\$-	\$173.6	\$-

Bipartisan Infrastructure Law (BIL) (dollars in millions)									
2022 Actual Obligations		2023 Planned Obligations		2024 Planned Obligations		2025+outyears Planned Obligations		Totals	
Disc.	Mand.	Disc.	Mand.	Disc.	Mand.	Disc.	Mand.	Disc.	Mand.
\$-	\$-	\$207.7	\$-	\$216.7	\$-	\$-	\$-	\$424.4	\$-

Inflation Reduction Act (IRA) (dollars in millions)					
2022 Actual Obligations	2023 Planned Obligations		2024 Planned Obligations	2025+outyears Planned Obligations	Total
\$-	\$-	\$-	\$-	\$-	\$-

Major Changes in FY 2024:

In FY 2024 increase is primarily due to the exclusion of earmarks in the calculation of the FY 2024 President's Budget tribal set aside. The FY 2023 Tribal set aside is calculated after Congressional Directed Spending. EPA will not be able to quantify any possible earmarks for FY 2024 until we have the final appropriation; therefore, the SRF's Tribal set-aside is calculated using % of the total fund levels proposed in the President's budget. In addition, there were proposed Budget increases to Section 106 and to the Small & Disadvantaged Communities program.

Description of data:

Grants to Tribes per formula, direct grants to Tribes for drinking water and wastewater infrastructure, projects to improve water quality, and to expand pollution control programs.

Description of how funds are expended:

Funds are expended through direct grants to Tribes for drinking water and wastewater infrastructure, projects to improve water quality, and to expand pollution control programs.

Information about Beach Grants is available at <https://www.epa.gov/beach-tech/beach-grants>. Section 518(e) of the Clean Water Act authorizes EPA to treat eligible Indian Tribes in the same manner as states for the purpose of CWA section 406. To receive BEACH Act grant funds, a Tribe must have coastal recreation waters designated for primary contact use for which EPA has approved Water Quality Standards under the CWA. Currently, four Tribes receive BEACH Act grants.

Federal Communications Commission – Federal Communications Commission

Program Category: Energy

Annual Budget and Appropriations (dollars in millions)											
2022 Budget		2022 Enacted		2023 Budget		2023 Enacted				2024 Budget	
Disc.	Mand.	Disc.	Mand.	Disc.	Mand.	Disc.	Mand.	Disaster Supp.	Advance Approps. for 2024	Disc.	Mand.
\$29.0	\$550.0	\$29.0	\$550.0	\$-	\$434.0	\$-	\$434.0	\$-	\$-	\$-	\$424.0

Bipartisan Infrastructure Law (BIL) (dollars in millions)									
2022 Actual Obligations		2023 Planned Obligations		2024 Planned Obligations		2025+outyears Planned Obligations		Totals	
Disc.	Mand.	Disc.	Mand.	Disc.	Mand.	Disc.	Mand.	Disc.	Mand.
\$99.0	\$-	\$315.0	\$-	\$274.0	\$-	\$-	\$-	\$688.0	\$-

Inflation Reduction Act (IRA) (dollars in millions)					
2022 Actual Obligations	2023 Planned Obligations		2024 Planned Obligations	2025+outyears Planned Obligations	Total
\$-	\$-	\$-	\$-	\$-	\$-

Major Changes in FY 2024:

The Commission is committed to improving broadband deployment in rural and Tribal areas and provides significant funding to carriers that serve Tribal lands, but we do not designate a specific budget or level of funding for Tribal lands.

The FCC's Universal Service Fund (USF) supports universal communications service in the United States through programs that fund broadband and/or voice service for schools, libraries, rural health care providers, and low-income households, and subsidizes broadband deployment in high-cost areas. USF programs are paid for by contributions from telecommunications providers, not appropriated dollars. The High Cost Program is the program that accounts for the significant fluctuation in year to year obligations. The decrease in FY 2023 (from actual FY 2022) is primarily attributed to obligations for the High Cost Program's Rural Digital Opportunity Fund (RDOF). The RDOF program is nearly fully obligated.

In addition, new FCC appropriated programs that began in 2020 and 2021 (COVID-19 Telehealth Program, Emergency Broadband Benefits Program, and Emergency Connectivity Fund) provide funding for broadband. The bulk of the funding for Emergency Connectivity Fund and the COVID-19 Telehealth fund was obligated in FY 2022. In December 2021, the Emergency Broadband Benefit Program ended and was replaced by the Affordable Connectivity Program through the IJA. With additional funding from the IJA through the Affordable Connectivity Fund, broadband obligations increased by \$55 million in FY 2022 and are estimated to increase by \$209 million in FY 2023.

Description of data:

A specific budget is not set for Native American Tribes, communities and individuals. Any recipient of funding must be eligible under the respective program's rules and approved to receive discounts and/or funding. The level of funding differs depending on the FCC program.

Actual Native American Obligation data for prior year is used as the Budget/Enacted figures.

Estimates are developed for the current year and budget year. Unless there are program specific issues, the ratio of the actual (FY 2022) Native American Obligation to Annual Obligation is determined. This ratio is applied to the Estimated Total Obligation figure to determine the current year (FY 2023) and budget year (FY 2024) Native American Obligation estimates.

Description of how funds are expended:

The manner of expending funds differs depending on the FCC program. Any recipient of funding must be eligible under the respective program's rules and approved to receive discounts and/or funding:

Federal Permitting Improvement Steering Council (FPISC) – Federal Permitting Improvement Steering Council (FPISC) Tribal Consultation Improvement Programs

Program Category: Other

Annual Budget and Appropriations (dollars in millions)											
2022 Budget		2022 Enacted		2023 Budget		2023 Enacted				2024 Budget	
Disc.	Mand.	Disc.	Mand.	Disc.	Mand.	Disc.	Mand.	Disaster Supp.	Advance Approps. for 2024	Disc.	Mand.
\$0.8	\$-	\$0.3	\$-	\$-	\$-	\$-	\$-	\$-	\$-	\$-	\$-

Bipartisan Infrastructure Law (BIL) (dollars in millions)									
2022 Actual Obligations		2023 Planned Obligations		2024 Planned Obligations		2025+outyears Planned Obligations		Totals	
Disc.	Mand.	Disc.	Mand.	Disc.	Mand.	Disc.	Mand.	Disc.	Mand.
\$-	\$-	\$-	\$-	\$-	\$-	\$-	\$-	\$-	\$-

Inflation Reduction Act (IRA) (dollars in millions)								
2022 Actual Obligations		2023 Planned Obligations		2024 Planned Obligations		2025+outyears Planned Obligations		Total
\$-		\$5.0		\$5.0		\$5.0		\$15.0

Major Changes in FY 2024:

The Federal Permitting Improvement Steering Council (Permitting Council) continues to build upon lessons learned and feedback received through its tribal capacity building e-learning courses and other outreach efforts to improve consultation with American Indian and Alaska Native Tribes on large, complex infrastructure projects covered under Title 41 of the Fixing America's Surface Transportation Act (FAST-41).

The Infrastructure Investment and Jobs Act (IIJA, Public Law 117-58) amended FAST-41 to prioritize input from tribal nations affected by proposed infrastructure projects and expanded opportunities for tribal involvement in infrastructure developed on tribal lands. The Permitting Council Office of the Executive Director will lead the implementation of these important new policies in the following ways:

- Infrastructure projects sponsored by tribal entities and located on tribal lands have increased access to the benefits of FAST-41, which include public, transparent permitting timetables and increased access to Federal decision-makers with respect to their projects.
- The Permitting Council Executive Director is authorized to transfer funds directly to Tribes to participate in the Federal environmental review and authorization of infrastructure projects affecting the Tribe, easing the financial burden of participating in project reviews.
- The IIJA charges the 13 Permitting Council member agencies to develop new, governmentwide best practices to improve agency and project sponsor early engagement with tribal governments to identify potential impacts to natural, archeological, and cultural resources from Federally-authorized infrastructure projects.

In addition, the Permitting Council Office of the Executive Director will continue its ongoing efforts to overcome challenges and barriers to tribal participation in the Federal environmental review and authorization process for FAST-41 projects by: 1) conducting training on effective tribal engagement for Federal agencies in concert with the Morris K. Udall and Stewart L. Udall Foundation's John S. McCain III National Center for Environmental Conflict Resolution (Udall Foundation); 2) working with the Department of Housing and Urban Development (HUD) to expand and improve the Tribal Directory Assistance Tool to serve as a single, public database for identifying and notifying Tribes on matters related to FAST-41 covered projects; 3) offering e-learning courses to introduce Tribes to the

Permitting Council and FAST-41; and 4) hosting and facilitating public engagement events with tribal, local, state, and national leaders to create a two-way, nation-to-nation dialog that brings diverse perspectives and new voices to the table in a way that improves and informs the work of the Permitting Council.

Description of data:

Funding levels were developed through discussions with other Federal agencies with which Permitting Council Office of the Executive Director would partner to deliver these programs and initiatives, including the Udall Foundation and HUD, as well as input from Permitting Council member agencies.

Description of how funds are expended:

Funds will be expended through agreements with other Federal agencies and state, local, and tribal governments to develop and implement the programs and initiatives described above and, recognizing the financial constraints that could affect tribal participation, may also include providing reasonable accommodations to help support broader participation by Tribes than what may otherwise be possible.

Institute of American Indian and Alaska Native Culture and Arts (IAIA) – Institute of American Indian and Alaska Native Culture and Arts (IAIA) Institute

Operations and Education

Program Category: Education and training

Annual Budget and Appropriations (dollars in millions)											
2022 Budget		2022 Enacted		2023 Budget		2023 Enacted				2024 Budget	
Disc.	Mand.	Disc.	Mand.	Disc.	Mand.	Disc.	Mand.	Disaster Supp.	Advance Approps. for 2024	Disc.	Mand.
\$11.0	\$-	\$11.7	\$-	\$11.8	\$-	\$13.5	\$-	\$-	\$-	\$14.0	\$-

Bipartisan Infrastructure Law (BIL) (dollars in millions)									
2022 Actual Obligations		2023 Planned Obligations		2024 Planned Obligations		2025+outyears Planned Obligations		Totals	
Disc.	Mand.	Disc.	Mand.	Disc.	Mand.	Disc.	Mand.	Disc.	Mand.
\$-	\$-	\$-	\$-	\$-	\$-	\$-	\$-	\$-	\$-

Inflation Reduction Act (IRA) (dollars in millions)						
2022 Actual Obligations		2023 Planned Obligations		2024 Planned Obligations	2025+outyears Planned Obligations	Total
\$-		\$-		\$-	\$-	\$-

Major Changes in FY 2024:

The Institute continues its arts education and leadership programs in FY 2024 with no major changes to programs.

Description of data:

Appropriated funds are utilized in full for activities relating to Native Americans. Funds are used to operate the Institute of American Indian and Alaska Native Culture and Arts Development. The Institute is an independent educational institution that serves as a multi-tribal center of higher education for Native Americans and is dedicated to the study, creative application, preservation and care of Indian arts and culture.

Title XV of Public Law 99–498 established the Institute of American Indian and Alaska Native Culture and Arts Development as an independent non-profit educational institution. The mission of the Institute is to serve as a multi-tribal center of higher education for Native Americans and is dedicated to the study, creative application, preservation and care of Indian arts and culture. The Institute is federally chartered and under the direction and control of a Board of Trustees appointed by the President of the United States. Appropriated funds support operation of the Institute.

Description of how funds are expended:

Direct service programs.

Institute of Museum and Library Services – Institute of Museum and Library Services*Program Category: Education and training*

Annual Budget and Appropriations (dollars in millions)											
2022 Budget		2022 Enacted		2023 Budget		2023 Enacted				2024 Budget	
Disc.	Mand.	Disc.	Mand.	Disc.	Mand.	Disc.	Mand.	Disaster Supp.	Advance Approps. for 2024	Disc.	Mand.
\$8.0	\$-	\$8.0	\$-	\$10.0	\$-	\$10	\$-	\$-	\$-	\$10.0	\$-

Bipartisan Infrastructure Law (BIL) (dollars in millions)									
2022 Actual Obligations		2023 Planned Obligations		2024 Planned Obligations		2025+outyears Planned Obligations		Totals	
Disc.	Mand.	Disc.	Mand.	Disc.	Mand.	Disc.	Mand.	Disc.	Mand.
\$-	\$-	\$-	\$-	\$10.0	\$-	\$-	\$-	\$10.0	\$-

Inflation Reduction Act (IRA) (dollars in millions)					
2022 Actual Obligations	2023 Planned Obligations		2024 Planned Obligations	2025+outyears Planned Obligations	Total
\$-	\$-	\$-	\$-	\$-	\$-

Major Changes in FY 2024:

FY24 budget totals are level-funded to FY23 enacted totals.

Description of data:

The Native American/Native Hawaiian Library Services program is funded through a combination of basic grants and competitive grant funding. The basic grants are up to \$10K based on short application form. The remaining amount left in the program is available for competitive grants. The Native American/Native Hawaiian Museum Services program is funded solely through a competitive NOFO process.

The agency supports library connectivity, digital inclusion, and capacity building in tribal communities; however the need is greater than the planned funded amount.

Description of how funds are expended:

IMLS funds are expended through grant awards.

Morris K. Udall Foundation - Native Nations Institute – Morris K. Udall Foundation - Native Nations Institute*Program Category: Education and training*

Annual Budget and Appropriations (dollars in millions)											
2022 Budget		2022 Enacted		2023 Budget		2023 Enacted				2024 Budget	
Disc.	Mand.	Disc.	Mand.	Disc.	Mand.	Disc.	Mand.	Disaster Supp.	Advance Approps. for 2024	Disc.	Mand.
\$1.0	\$-	\$1.0	\$-	\$1.0	\$-	\$1	\$-	\$-	\$-	\$1.0	\$-

Bipartisan Infrastructure Law (BIL) (dollars in millions)									
2022 Actual Obligations		2023 Planned Obligations		2024 Planned Obligations		2025+outyears Planned Obligations		Totals	
Disc.	Mand.	Disc.	Mand.	Disc.	Mand.	Disc.	Mand.	Disc.	Mand.
\$-	\$-	\$-	\$-	\$-	\$-	\$-	\$-	\$-	\$-

Inflation Reduction Act (IRA) (dollars in millions)									
2022 Actual Obligations		2023 Planned Obligations		2024 Planned Obligations		2025+outyears Planned Obligations		Total	
\$-		\$-		\$-		\$-		\$-	

Major Changes in FY 2024:

The FY 2024 Native American Congressional Internship, and Undergraduate Scholarship programs will be conducted in-person and expenses continue to be estimated at marginally higher than the past hybrid approach during the pandemic.

Description of data:

Appropriation language states that "up to \$1,000,000 shall be available to carry out the activities authorized by section 6(7) of Public Law 102–259 and section 817(a) of Public Law 106–568 (20 U.S.C. 5604(7))".

Description of how funds are expended:

When \$1,000,000 is set-aside, \$875,000 of the total amount is assigned to the Native Nations Institute to help support their work of providing resources to Indigenous nations on self-determination, governance, and development.

The Foundation maintains \$125,000 to pay for the internship program stipends.

National Aeronautics and Space Administration (NASA) – Active Awards - Minority University Research and Education Project (MUREP) for American Indian and Alaska Native Science, Technology, Engineering and Mathematics (STEM) Engagement (MAIANSE)

Program Category: Education and training

Annual Budget and Appropriations (dollars in millions)											
2022 Budget		2022 Enacted		2023 Budget		2023 Enacted				2024 Budget	
Disc.	Mand.	Disc.	Mand.	Disc.	Mand.	Disc.	Mand.	Disaster Supp.	Advance Approps. for 2024	Disc.	Mand.
\$-	\$-	\$-	\$-	\$1.5	\$-	\$1.5	\$-	\$-	\$-	\$1.5	\$-

Bipartisan Infrastructure Law (BIL) (dollars in millions)									
2022 Actual Obligations		2023 Planned Obligations		2024 Planned Obligations		2025+outyears Planned Obligations		Totals	
Disc.	Mand.	Disc.	Mand.	Disc.	Mand.	Disc.	Mand.	Disc.	Mand.
\$-	\$-	\$-	\$-	\$-	\$-	\$-	\$-	\$-	\$-

Inflation Reduction Act (IRA) (dollars in millions)						
2022 Actual Obligations		2023 Planned Obligations		2024 Planned Obligations	2025+outyears Planned Obligations	Total
\$-		\$-		\$-	\$-	\$-

Major Changes in FY 2024:

No major changes in FY 2024.

Description of data:

Minority University Research and Education Project (MUREP) for American Indian and Alaska Native Science, Technology, Engineering and Mathematics (STEM) Engagement Activity awards funding through cooperative agreements to tribal colleges and universities (TCUs) or American Indian-Alaskan Native organizations to provide opportunities for students, faculty and staff to engage in NASA-related science, technology, engineering and mathematics (STEM) activities. Winning proposals offer innovative methods, approaches and concepts to make appropriate use of current NASA-unique engineering and scientific resources. Additional funding provided for First Nations Launch (FNL) as part of the Artemis Student Challenges and funding of STEM affinity groups (e.g., American Indian Higher Education Consortium [AIHEC]) for student chapter engagements.

Description of how funds are expended:

Funds are expended through cooperative agreements with institutions. Funds are provided to affinity groups that support indigenous students in STEM as well as student engagement efforts (e.g., competitions, challenges).

National Aeronautics and Space Administration (NASA) – Science Activation Program*Program Category: Education and training*

Annual Budget and Appropriations (dollars in millions)											
2022 Budget		2022 Enacted		2023 Budget		2023 Enacted				2024 Budget	
Disc.	Mand.	Disc.	Mand.	Disc.	Mand.	Disc.	Mand.	Disaster Supp.	Advance Approps. for 2024	Disc.	Mand.
\$2.3	\$-	\$2.3	\$-	\$2.9	\$-	\$2.9	\$-	\$-	\$-	\$3.1	\$-

Bipartisan Infrastructure Law (BIL) (dollars in millions)									
2022 Actual Obligations		2023 Planned Obligations		2024 Planned Obligations		2025+outyears Planned Obligations		Totals	
Disc.	Mand.	Disc.	Mand.	Disc.	Mand.	Disc.	Mand.	Disc.	Mand.
\$-	\$-	\$-	\$-	\$-	\$-	\$-	\$-	\$-	\$-

Inflation Reduction Act (IRA) (dollars in millions)					
2022 Actual Obligations	2023 Planned Obligations		2024 Planned Obligations	2025+outyears Planned Obligations	Total
\$-	\$-	\$-	\$-	\$-	\$-

Major Changes in FY 2024:

No major changes in FY 2024.

Description of data:

Science Activation is a competitive program to engage learners of all ages to actively participate in NASA science. This report includes the projects awarded to focus on Native American communities, as well as an estimate of the amounts supporting Native communities within projects that have additional audiences.

Description of how funds are expended:

Funds are expended through competitively-selected cooperative agreements with institutions.

National Science Foundation – Arctic Social Sciences Program (ASSP)

Program Category: Education and training

Annual Budget and Appropriations (dollars in millions)											
2022 Budget		2022 Enacted		2023 Budget		2023 Enacted				2024 Budget	
Disc.	Mand.	Disc.	Mand.	Disc.	Mand.	Disc.	Mand.	Disaster Supp.	Advance Approps. for 2024	Disc.	Mand.
\$5.2	\$-	\$5.2	\$-	\$5.2	\$-	\$2.5	\$-	\$-	\$-	\$2.7	\$-

Bipartisan Infrastructure Law (BIL) (dollars in millions)									
2022 Actual Obligations		2023 Planned Obligations		2024 Planned Obligations		2025+outyears Planned Obligations		Totals	
Disc.	Mand.	Disc.	Mand.	Disc.	Mand.	Disc.	Mand.	Disc.	Mand.
\$-	\$-	\$-	\$-	\$-	\$-	\$-	\$-	\$-	\$-

Inflation Reduction Act (IRA) (dollars in millions)					
2022 Actual Obligations	2023 Planned Obligations		2024 Planned Obligations	2025+outyears Planned Obligations	Total
\$-	\$-	\$-	\$-	\$-	\$-

Major Changes in FY 2024:

ASSP saw a significant decrease (about 50%) in FY 2023, due to reallocation of funding to cover increased costs in other OPP programs.

Description of data:

Arctic Social Sciences Program: Based on inventory of awards in the Arctic Social Sciences Program.

Description of how funds are expended:

Arctic Social Sciences Program: Grant awards to Alaska Native American investigators and Alaska Native Serving Institutions.

National Science Foundation – Tribal Colleges and Universities Program (TCUP)*Program Category: Education and training*

Annual Budget and Appropriations (dollars in millions)											
2022 Budget		2022 Enacted		2023 Budget		2023 Enacted				2024 Budget	
Disc.	Mand.	Disc.	Mand.	Disc.	Mand.	Disc.	Mand.	Disaster Supp.	Advance Approps. for 2024	Disc.	Mand.
\$21.0	\$-	\$17.5	\$-	\$23.0	\$-	\$20	\$-	\$6.0	\$-	\$23.0	\$-

Bipartisan Infrastructure Law (BIL) (dollars in millions)									
2022 Actual Obligations		2023 Planned Obligations		2024 Planned Obligations		2025+outyears Planned Obligations		Totals	
Disc.	Mand.	Disc.	Mand.	Disc.	Mand.	Disc.	Mand.	Disc.	Mand.
\$-	\$-	\$-	\$-	\$-	\$-	\$-	\$-	\$-	\$-

Inflation Reduction Act (IRA) (dollars in millions)					
2022 Actual Obligations	2023 Planned Obligations		2024 Planned Obligations	2025+outyears Planned Obligations	Total
\$-	\$-	\$-	\$-	\$-	\$-

Major Changes in FY 2024:

No major changes.

Description of data:

Tribal Colleges and Universities Program: Directorate for STEM Education (EDU) determined the TCUP budget level from the Consolidated Appropriations Act 2023 to fund TCUP at \$20,000,000 and the Disaster Relief Supplemental Appropriations Act of 2023 at \$6,000,000 for a total of \$26,000,000.

Description of how funds are expended:

Tribal Colleges and Universities Program: Organizations eligible to submit TCUP proposals are Tribal Colleges and Universities, Alaska Native-serving institutions and Native Hawaiian-serving institutions. [Executive Order 13021 defines Tribal Colleges and Universities ("tribal colleges") as those institutions cited in section 532 of the Equity in Educational Land-Grant Status Act of 1994 (7 U.S.C. 301 note), and other institutions that qualify for funding under the Tribally Controlled Community College Assistance Act of 1978, (25 U.S.C. 1801 et seq.), as well as Navajo Community College as authorized in the Navajo Community College Assistance Act of 1978, Public Law 95-471, Title II (25 U.S.C. 640a note). The term "Alaska Native-serving institution" means an institution of higher education that is an eligible institution under section 1058(b) of the Higher Education Act; and that, at the time of submission, has an undergraduate enrollment that is at least 20 percent Alaska Native students. The term "Native Hawaiian-serving institution" means an institution of higher education that is an eligible institution under section 1058(b) of the Higher Education Act; and that, at the time of submission, has an undergraduate enrollment that is at least 10 percent Native Hawaiian students.] Under those specific provisions, TCUP awards are made to those qualified institutions. TCUP awards are not made directly to Native students.

Nuclear Regulatory Commission – Nuclear Regulatory Commission NRC Tribal Liaison Program*Program Category: Natural resources and environment*

Annual Budget and Appropriations (dollars in millions)											
2022 Budget		2022 Enacted		2023 Budget		2023 Enacted				2024 Budget	
Disc.	Mand.	Disc.	Mand.	Disc.	Mand.	Disc.	Mand.	Disaster Supp.	Advance Approps. for 2024	Disc.	Mand.
\$0.6	\$-	\$0.6	\$-	\$0.8	\$-	\$0.8	\$-	\$-	\$-	\$1.0	\$-

Bipartisan Infrastructure Law (BIL) (dollars in millions)									
2022 Actual Obligations		2023 Planned Obligations		2024 Planned Obligations		2025+outyears Planned Obligations		Totals	
Disc.	Mand.	Disc.	Mand.	Disc.	Mand.	Disc.	Mand.	Disc.	Mand.
\$-	\$-	\$-	\$-	\$-	\$-	\$-	\$-	\$-	\$-

Inflation Reduction Act (IRA) (dollars in millions)					
2022 Actual Obligations	2023 Planned Obligations		2024 Planned Obligations	2025+outyears Planned Obligations	Total
\$-	\$-	\$-	\$-	\$-	\$-

Major Changes in FY 2024:

No major changes from FY 2024.

Description of data:

The NRC follows the Commission's Tribal Policy Statement and employs the "Tribal Protocol Manual" to foster effective interaction with Native American Tribes. This manual embodies the NRC's commitment to acknowledging the sovereign rights of Federally-recognized Tribes in the development and implementation of agency policies and regulatory activities that have Tribal implications. The level of funding for Tribal activities was based on the level of effort needed to engage Tribes in an increasing number of NRC projects of interest, including reactor applications and new Agreement State Applications, coordinate with other Federal agencies on Tribal matters, update tribal and state contact databases and mapping tools, collaborate with the NRC's State Liaison Officers, and outreach to Tribes to understand issues of interest and communicate NRC activities.

Description of how funds are expended:

All funds directly support staff hours for working on tribal-related issues. The staff support implementation of the Tribal Policy Statement through development, revision, and implementation of agencywide guidance. Additionally, staff develop and provide Tribal training to agency staff, as well as collaborating with the agency's State Liaison Officers.

Office of Navajo and Hopi Indian Relocation – Office of Navajo and Hopi Indian Relocation Relocation Activities

Program Category: Other

Annual Budget and Appropriations (dollars in millions)											
2022 Budget		2022 Enacted		2023 Budget		2023 Enacted				2024 Budget	
Disc.	Mand.	Disc.	Mand.	Disc.	Mand.	Disc.	Mand.	Disaster Supp.	Advance Approps. for 2024	Disc.	Mand.
\$4.0	\$-	\$[3.2]	\$-	\$4.0	\$-	\$-	\$-	\$-	\$-	\$5.1	\$-

Bipartisan Infrastructure Law (BIL) (dollars in millions)									
2022 Actual Obligations		2023 Planned Obligations		2024 Planned Obligations		2025+outyears Planned Obligations		Totals	
Disc.	Mand.	Disc.	Mand.	Disc.	Mand.	Disc.	Mand.	Disc.	Mand.
\$-	\$-	\$-	\$-	\$-	\$-	\$-	\$-	\$-	\$-

Inflation Reduction Act (IRA) (dollars in millions)					
2022 Actual Obligations	2023 Planned Obligations		2024 Planned Obligations	2025+outyears Planned Obligations	Total
\$-	\$-	\$-	\$-	\$-	\$-

Major Changes in FY 2024:

The FY 2024 Budget request reflects the funding needs of ONHIR as it moves toward completing its core mission. ONHIR was not intended to be a permanent office when it was created.

Description of data:

ONHIR's functions and funding fully relate to Native American-related activities. The Office of Navajo and Hopi Indian Relocation was established by Public Law 93–531 to plan and conduct relocation activities associated with the settlement of a land dispute in northern Arizona between the two Tribes. Discretionary funds are used for activities to support tribal member relocation efforts and other activities (such as tribal trust land management) that directly benefit and support Tribes and tribal members.

Enacted resources in FY 2022 and FY 2023 were provided as "available from unobligated balances"; no new budget authority was appropriated.

Description of how funds are expended:

Direct service programs, Non-competitive Grants

Office of Personnel Management – Trust Fund Annual Account Tribal Insurance Program System (TIPS)

Program Category: Health

Annual Budget and Appropriations (dollars in millions)											
2022 Budget		2022 Enacted		2023 Budget		2023 Enacted				2024 Budget	
Disc.	Mand.	Disc.	Mand.	Disc.	Mand.	Disc.	Mand.	Disaster Supp.	Advance Approps. for 2024	Disc.	Mand.
\$1.0	\$-	\$1.5	\$-	\$-	\$1.9	\$1.3	\$-	\$-	\$-	\$-	\$1.3

Bipartisan Infrastructure Law (BIL) (dollars in millions)									
2022 Actual Obligations		2023 Planned Obligations		2024 Planned Obligations		2025+outyears Planned Obligations		Totals	
Disc.	Mand.	Disc.	Mand.	Disc.	Mand.	Disc.	Mand.	Disc.	Mand.
\$-	\$-	\$-	\$-	\$-	\$-	\$-	\$-	\$-	\$-

Inflation Reduction Act (IRA) (dollars in millions)					
2022 Actual Obligations	2023 Planned Obligations		2024 Planned Obligations	2025+outyears Planned Obligations	Total
\$-	\$-	\$-	\$-	\$-	\$-

Major Changes in FY 2024:

The Budget includes a legislative proposal to improve financial management of Tribal FEHB administration fee by switching administrative expenses for Tribal enrollment from discretionary to mandatory. This will allow OPM to directly access the administrative fee currently collected from Tribes for participation in the FEHB Program.

Description of data:

Tribes or tribal organizations carrying out programs under the Indian Self-Determination and Education Assistance Act (ISDEAA), as well as urban Indian organizations carrying out programs under Title V of the Indian Health Care Improvement Act (IHCA), can purchase FEHB coverage for their employees. USDA/NFC and OPM/HI establish an IAA every year to operate and maintain the Tribal Insurance Processing System (TIPS). TIPS is used to enroll Tribes in the FEHB Program and collect insurance premiums.

Description of how funds are expended:

Funds are expended for TIPS program management and oversight, continuous improvement and enhancement objectives, readiness for open enrollment, development of standard operation procedure documentation and technology support, customer service and call center support, and system training. In addition, funds are expended to collect FEHB insurance premiums from Tribal enrollees and transferred via IPAC to OPM on a monthly basis.

Small Business Administration – Native American Affairs

Program Category: Other

Annual Budget and Appropriations (dollars in millions)											
2022 Budget		2022 Enacted		2023 Budget		2023 Enacted				2024 Budget	
Disc.	Mand.	Disc.	Mand.	Disc.	Mand.	Disc.	Mand.	Disaster Supp.	Advance Approps. for 2024	Disc.	Mand.
\$3.0	\$-	\$3.0	\$-	\$3.0	\$-	\$4	\$-	\$-	\$-	\$4.0	\$-

Bipartisan Infrastructure Law (BIL) (dollars in millions)									
2022 Actual Obligations		2023 Planned Obligations		2024 Planned Obligations		2025+outyears Planned Obligations		Totals	
Disc.	Mand.	Disc.	Mand.	Disc.	Mand.	Disc.	Mand.	Disc.	Mand.
\$-	\$-	\$-	\$-	\$-	\$-	\$-	\$-	\$-	\$-

Inflation Reduction Act (IRA) (dollars in millions)					
2022 Actual Obligations	2023 Planned Obligations		2024 Planned Obligations	2025+outyears Planned Obligations	Total
\$-	\$-	\$-	\$-	\$-	\$-

Major Changes in FY 2024:

There are no major changes in FY 2024.

Description of data:

The level of funding requested for FY 2024 is equal to FY 2023 enacted to provide continued support for underserved communities. The Agency will continue to provide business tools and resources to Native American entrepreneurs, Tribally- owned corporations, Alaska Native Corporations, and Native Hawaiian Organizations. The program will continue to focus on leadership development, economic development, job creation, and the delivery of 7(j) technical assistance programs to Native American communities. In addition, the Agency will continue to offer customized support to enhance economic growth and development by providing strategic short-and long-term community economic development planning and sector growth. Assistance will focus on international trade, manufacturing, business development training, entrepreneurship development, innovative project financing, and economic development strategies.

Description of how funds are expended:

The SBA utilizes the funds to aid Native American communities that often do not have the same access to resources due to their remote locations. The Agency ensures that American Indians, Alaska Natives, and Native Hawaiians can create, develop, and expand their small businesses through business development and expansion tools available through the Agency's programs. Native American Entrepreneurial Empowerment Workshops to individual and Tribally-owned businesses via contracts and grants through business development workshops, webinars, online classes, and live entrepreneurial classes. The Agency also utilizes its funds to promote the develop innovative and successful Native American firms that are eligible for assistance under SBA's 7(j) Management and Technical Assistance program.

Small Business Administration – Loans

Program Category (for all listed programs): Other

Annual Budget and Appropriations (dollars in millions)												
Program Name	2022 Budget		2022 Enacted		2023 Budget		2023 Enacted				2024 Budget	
	Disc.	Mand.	Disc.	Mand.	Disc.	Mand.	Disc.	Mand.	Disaster Supp.	Advance Approps. for 2024	Disc.	Mand.
504 Loans [Non-Add] - Small Business Loan Guarantee programs loan levels [Non-Add]	\$[66.0]	\$[-]	\$[66.0]	\$[-]	\$[54.0]	\$[-]	\$[-]	\$[-]	\$[-]	\$[-]	\$[83.0]	\$[-]
7a Loans [Non-Add] - Small Business Loan Guarantee programs loan levels [Non-Add]	\$[180.0]	\$[-]	\$[180.0]	\$[-]	\$[210.0]	\$[-]	\$[-]	\$[-]	\$[-]	\$[-]	\$[245.0]	\$[-]

Bipartisan Infrastructure Law (BIL) (dollars in millions)											
Program Name	2022 Actual Obligations		2023 Planned Obligations		2024 Planned Obligations		2025+outyears Planned Obligations		Totals		
	Disc.	Mand.	Disc.	Mand.	Disc.	Mand.	Disc.	Mand.	Disc.	Mand.	
504 Loans [Non-Add] - Small Business Loan Guarantee programs loan levels [Non-Add]	\$[-]	\$[-]	\$[-]	\$[-]	\$[-]	\$[-]	\$[-]	\$[-]	\$[-]	\$[-]	\$[-]
7a Loans [Non-Add] - Small Business Loan Guarantee programs loan levels [Non-Add]	\$[-]	\$[-]	\$[-]	\$[-]	\$[-]	\$[-]	\$[-]	\$[-]	\$[-]	\$[-]	\$[-]

Inflation Reduction Act (IRA) (dollars in millions)					
Program Name	2022 Actual Obligations	2023 Planned Obligations	2024 Planned Obligations	2025+outyears Planned Obligations	Total
504 Loans [Non-Add] - Small Business Loan Guarantee programs loan levels [Non-Add]	\$[-]	\$[-]	\$[-]	\$[-]	\$[-]
7a Loans [Non-Add] - Small Business Loan Guarantee programs loan levels [Non-Add]	\$[-]	\$[-]	\$[-]	\$[-]	\$[-]

Major Changes in FY 2024:

In FY 2024, the 504 Loan CDC Guaranty Program and the 504 Loan Refinancing Program were combined and reported on the Congressional Budget Justification and Submission as Section 504

Description of data:

FY 2022 and FY 2023 are based on FY 2020, when SBA awarded 0.6% of all 7(a) loans and 0.1% of all 504 loans to self-reported Native American small business owners. FY 2024 is based on FY 2022, when SBA awarded 0.7% of all 7(a) loans and 0.5% of all 504 loans to self-reported Native American small business owners.

Description of how funds are expended:

These are the estimated loan guarantees approved for Native American small businesses. The funding amounts reported for FY 2022, FY 2022 IJA, FY 2023, FY 2023 IJA, are based on the FY20 gross percentage loans approved, with the subsidy rate by program applied where applicable. The funding amounts reported for FY 2024 are based on the FY 2022 gross percentage loans approved.

Smithsonian Institution – Smithsonian Institution

Program Category: Other

Annual Budget and Appropriations (dollars in millions)											
2022 Budget		2022 Enacted		2023 Budget		2023 Enacted				2024 Budget	
Disc.	Mand.	Disc.	Mand.	Disc.	Mand.	Disc.	Mand.	Disaster Supp.	Advance Approps. for 2024	Disc.	Mand.
\$62.0	\$-	\$62.0	\$-	\$64.0	\$-	\$64	\$-	\$-	\$-	\$66.0	\$-

Bipartisan Infrastructure Law (BIL) (dollars in millions)									
2022 Actual Obligations		2023 Planned Obligations		2024 Planned Obligations		2025+outyears Planned Obligations		Totals	
Disc.	Mand.	Disc.	Mand.	Disc.	Mand.	Disc.	Mand.	Disc.	Mand.
\$-	\$-	\$-	\$-	\$-	\$-	\$-	\$-	\$-	\$-

Inflation Reduction Act (IRA) (dollars in millions)					
2022 Actual Obligations	2023 Planned Obligations		2024 Planned Obligations	2025+outyears Planned Obligations	Total
\$-	\$-	\$-	\$-	\$-	\$-

Major Changes in FY 2024:

Program change due to anticipated pay increase.

Description of data:

Level of funding is calculated on the resources provided to:

1. National Museum of the American Indian (NMAI), both in the Washington DC area and New York
2. National Museum of Natural History (Repatriation program)
3. Facilities, security, utilities support provided to NMAI

Description of how funds are expended:

Federally-run programs:

1. National Museum of the American Indian (NMAI), both in the Washington DC area and New York
2. National Museum of Natural History (Repatriation program)
3. Facilities, security, utilities support provided to NMAI