



THE WHITE HOUSE  
WASHINGTON

# COVID-19 Press Briefing

November 17, 2021



# Daily Change in COVID-19 Cases, US

January 22, 2020 – November 15, 2021

TOTAL Cases Reported Since 1/22/20

47,145,861

NEW Cases Reported to CDC on 11/15/21

150,191

Change in 7-Day Case Average

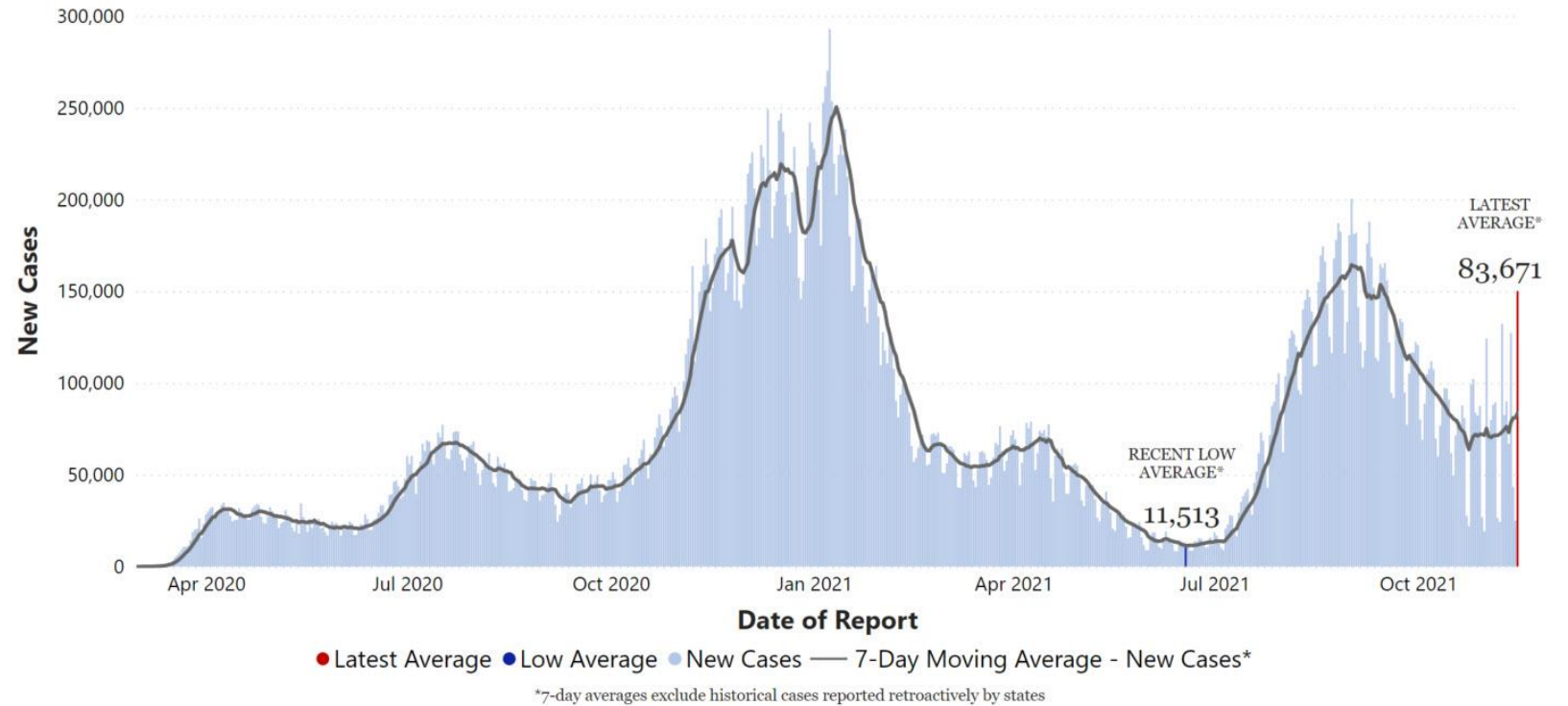
+14.1%

Current 7-Day Case Average (11/9/21 - 11/15/21)

83,671

Prior 7-Day Case Average (11/2/21 - 11/8/21)

73,349



# New Admissions of Patients with Confirmed COVID-19, US

August 1, 2020 – November 14, 2021

Patients Currently Hospitalized with COVID on 11/14/21

**38,302**

New Admissions on 11/14/21

**4,818**

Peak in New Admissions (1/5/21)

**17,949**

Change in 7-Day Average of New Admissions

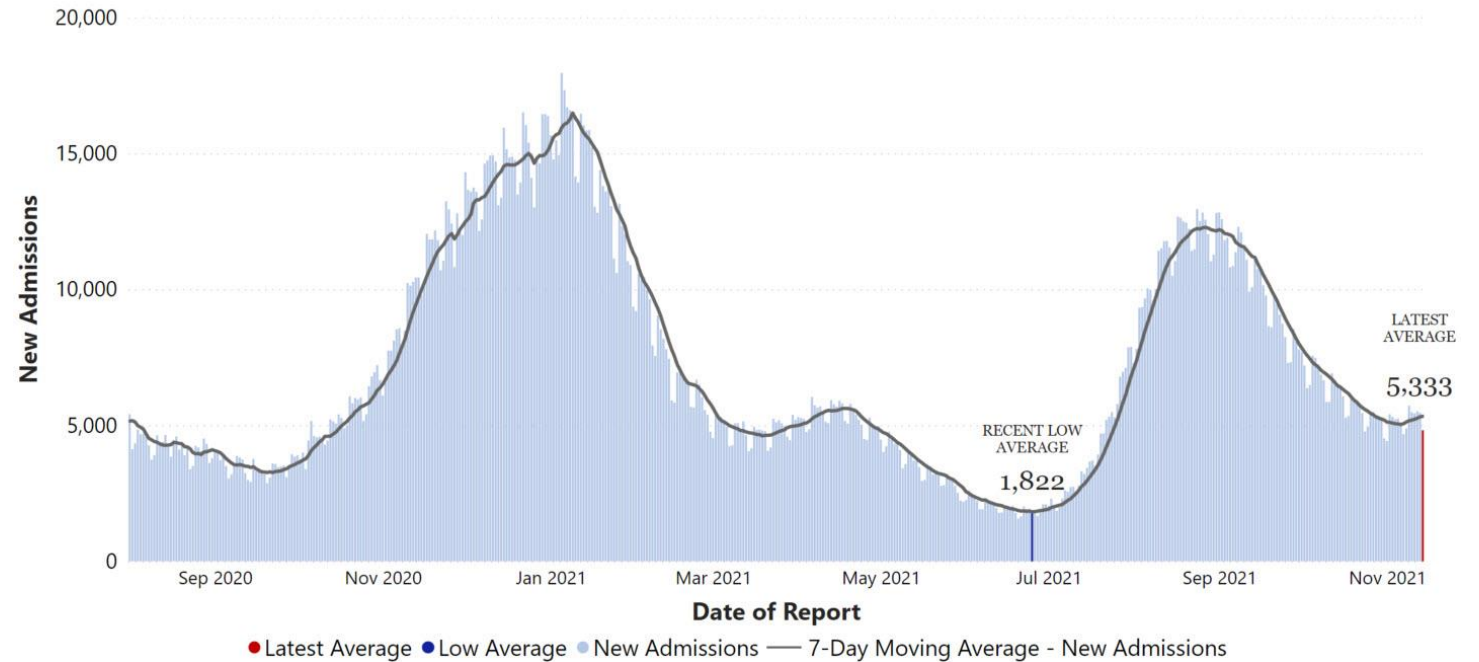
**+5.4%**

Current 7-Day Average of New Admissions (11/8/21 - 11/14/21)

**5,333**

Prior 7-Day Average of New Admissions (11/1/21 - 11/7/21)

**5,057**



# Daily Change in COVID-19 Deaths, US

January 22, 2020 – November 15, 2021

TOTAL Deaths Reported Since 1/22/2020

**761,426**

NEW Deaths Reported to CDC on 11/15/21

**1,110**

Change in 7-Day Death Average

**-4.0%**

Current 7-Day Death Average (11/9/21 - 11/15/21)

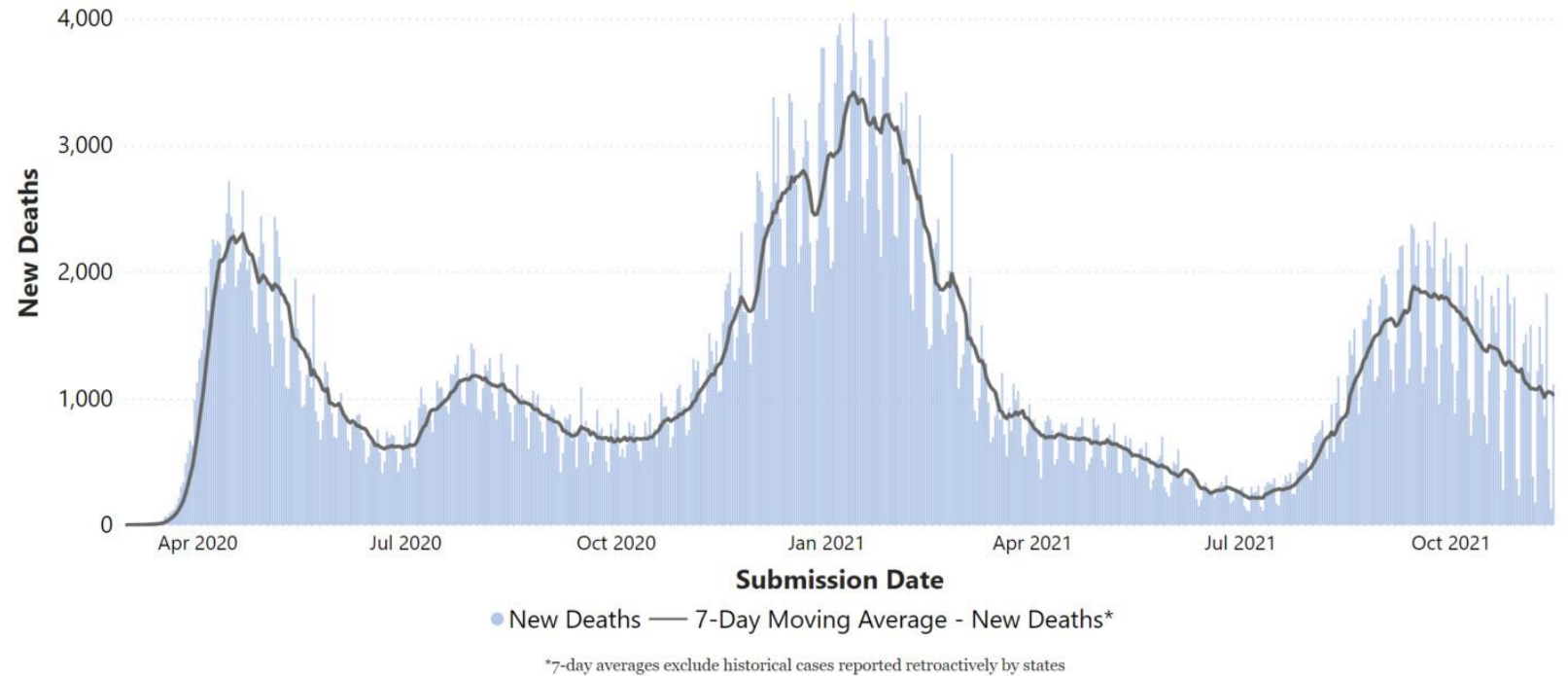
**1,030**

Prior 7-Day Death Average (11/2/21 - 11/8/21)

**1,073**

Forecasted Total Deaths by 12/04/21

**772,000 to 794,000**



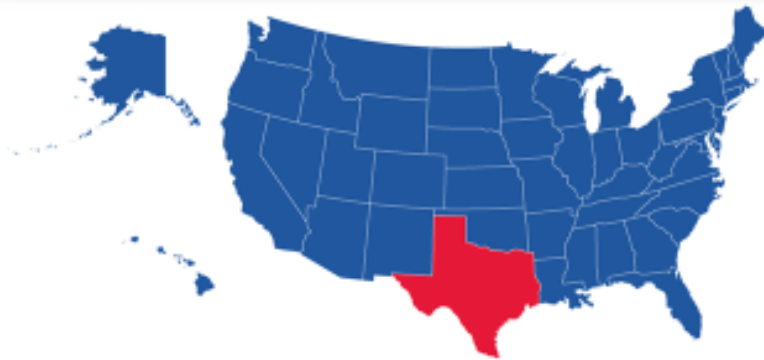
# **More Data on the Real-World Effectiveness of COVID-19 Vaccines**



# COVID-19 Cases And Deaths by Vaccination Status

Texas Department of State Health Services

November 8, 2021



**From September 4 through  
October 1, 2021 in Texas:**

- Unvaccinated people were **13 times** more likely to become infected with SARS-CoV-2 than fully vaccinated people
- Unvaccinated people were **20 times** more likely to die of COVID-19 than fully vaccinated people



# Age-Specific COVID-19 Death Rates by Vaccination Status, Texas, Sept. 4, 2021 – Oct. 1, 2021

Age Group (years)	Rate per 100,000 in Unvaccinated People	Rate per 100,000 in Fully Vaccinated People	Fold-higher death rate in unvaccinated
18-29	3.15	0.09	37x
30-39	12.31	0.53	23x
40-49	35.45	0.64	55x
50-64	80.96	2.85	28x
65-74	213.25	8.77	24x
75+	303.91	26.38	12x

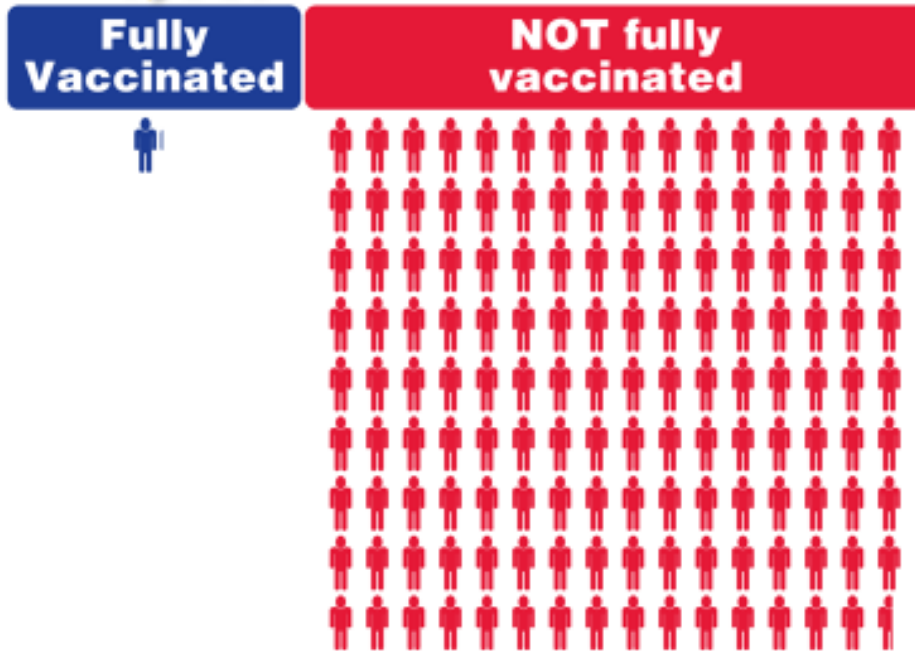
Source: Texas Dept. of State Health Services, 11/8/2021



# COVID-19 in Indiana

## For the week of Sept. 30, 2021

**1,447** New hospital admissions





**241** Total admitted to ICU



**219** Total deaths



 = 10 Indiana residents  
 = 10 Indiana residents

Source: Indiana Department of Health





# COVID-19 in Virginia

---

**Total  
Cases**

**947,271**

**Total  
Hospitalizations**

**39,516**

**Total  
Deaths**

**14,422**

- Among 5,357,084 million Virginians who have been vaccinated as of 11/6/2021:
  - 0.035% have been hospitalized
  - 0.0125% have died



Source: [www.vdh.virginia.gov/coronavirus/see-the-numbers/covid-19-in-virginia](http://www.vdh.virginia.gov/coronavirus/see-the-numbers/covid-19-in-virginia), 11/16/2021



# Australia: COVID-19 Vaccination Highly Effective During Delta Outbreak in New South Wales

---

- Unvaccinated individuals more than 16 times more likely to end up in ICU or die during peak period



Source: [ncirs.org.au/ncirs-covid-19-response/covid-19-vaccination-and-case-surveillance](https://ncirs.org.au/ncirs-covid-19-response/covid-19-vaccination-and-case-surveillance)

**62 million Americans eligible for COVID-19 vaccinations  
are still not vaccinated**



**Data do not lie -- vaccines protect you, your family and  
your community**



**It is not too late -- get vaccinated now. If you are already  
vaccinated 6 months or more ago, get a booster shot**



**Enjoy the holidays!**





THE WHITE HOUSE  
WASHINGTON

WH.GOV