



THE WHITE HOUSE
WASHINGTON

COVID-19 Press Briefing

October 27, 2021



Daily Change in COVID-19 Cases, US

January 22, 2020 – October 25, 2021

TOTAL Cases Reported Since 1/22/20

45,468,434

NEW Cases Reported to CDC on 10/25/21

105,271

Change in 7-Day Case Average

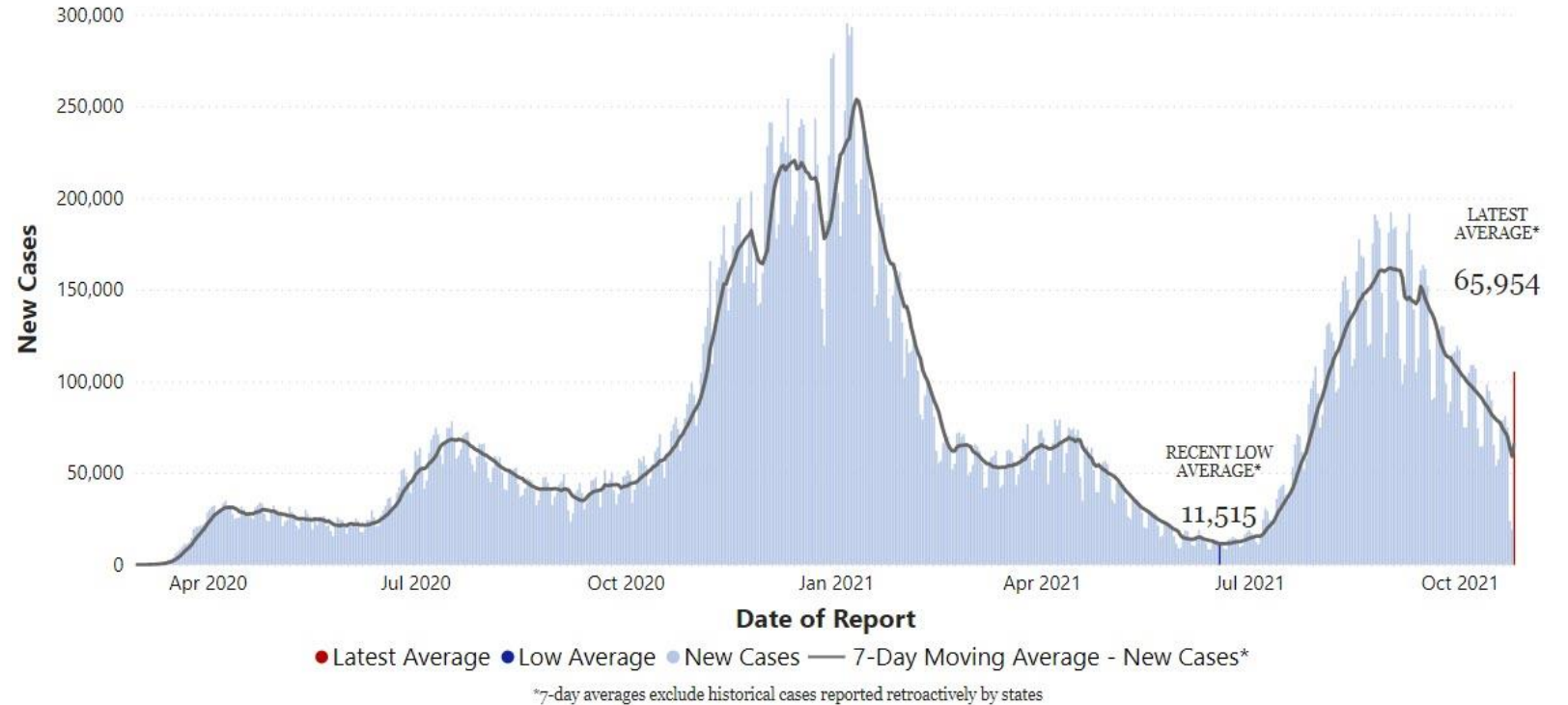
-15.7%

Current 7-Day Case Average (10/19/21 - 10/25/21)

65,954

Prior 7-Day Case Average (10/12/21 - 10/18/21)

78,197



New Admissions of Patients with Confirmed COVID-19, US

August 1, 2020 – October 24, 2021

Patients Currently Hospitalized with COVID on 10/24/21

43,525

New Admissions on 10/24/21

4,584

Peak in New Admissions (1/5/21)

17,958

Change in 7-Day Average of New Admissions

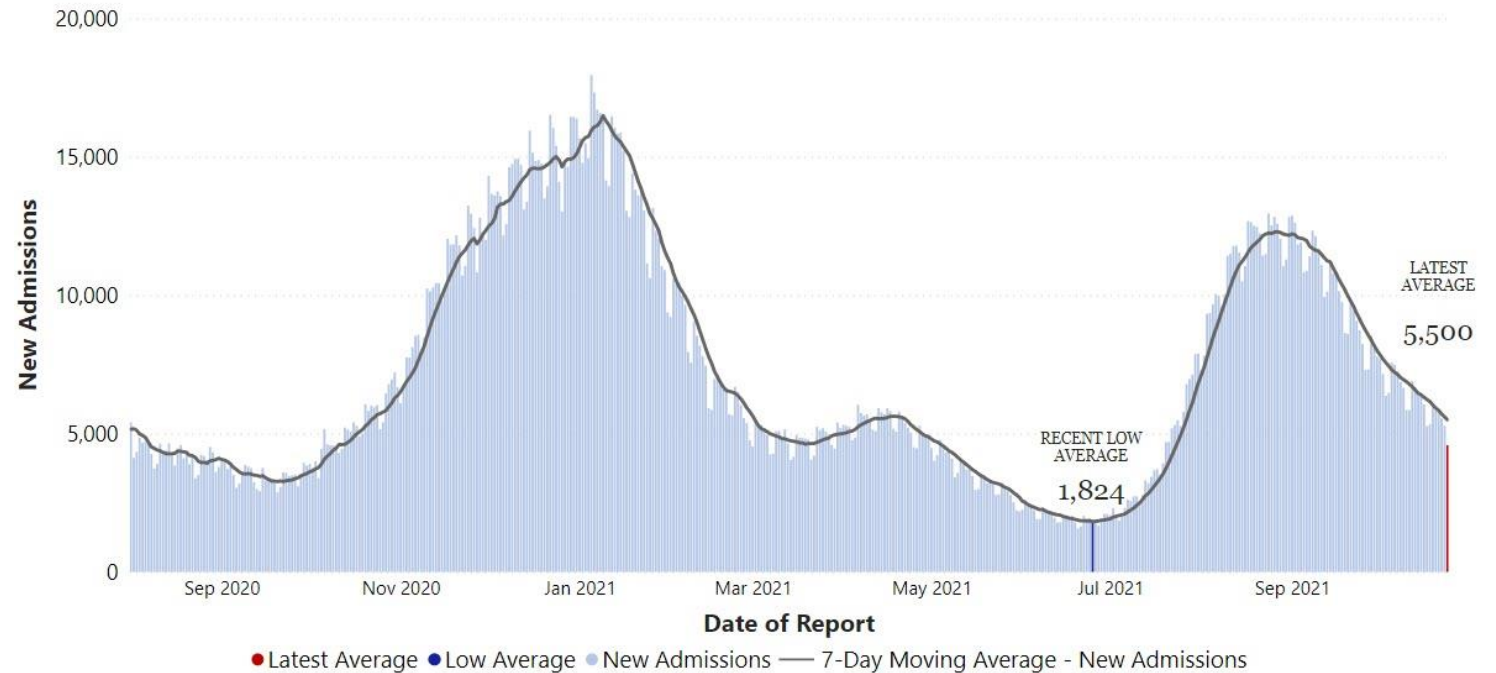
-11.7%

Current 7-Day Average of New Admissions (10/18/21 - 10/24/21)

5,500

Prior 7-Day Average of New Admissions (10/11/21 - 10/17/21)

6,231



Daily Change in COVID-19 Deaths, US

January 22, 2020 – October 25, 2021

TOTAL Deaths Reported Since 1/22/2020

736,048

NEW Deaths Reported to CDC on 10/25/21

1,225

Change in 7-Day Death Average

-6.6%

Current 7-Day Death Average (10/19/21 - 10/25/21)

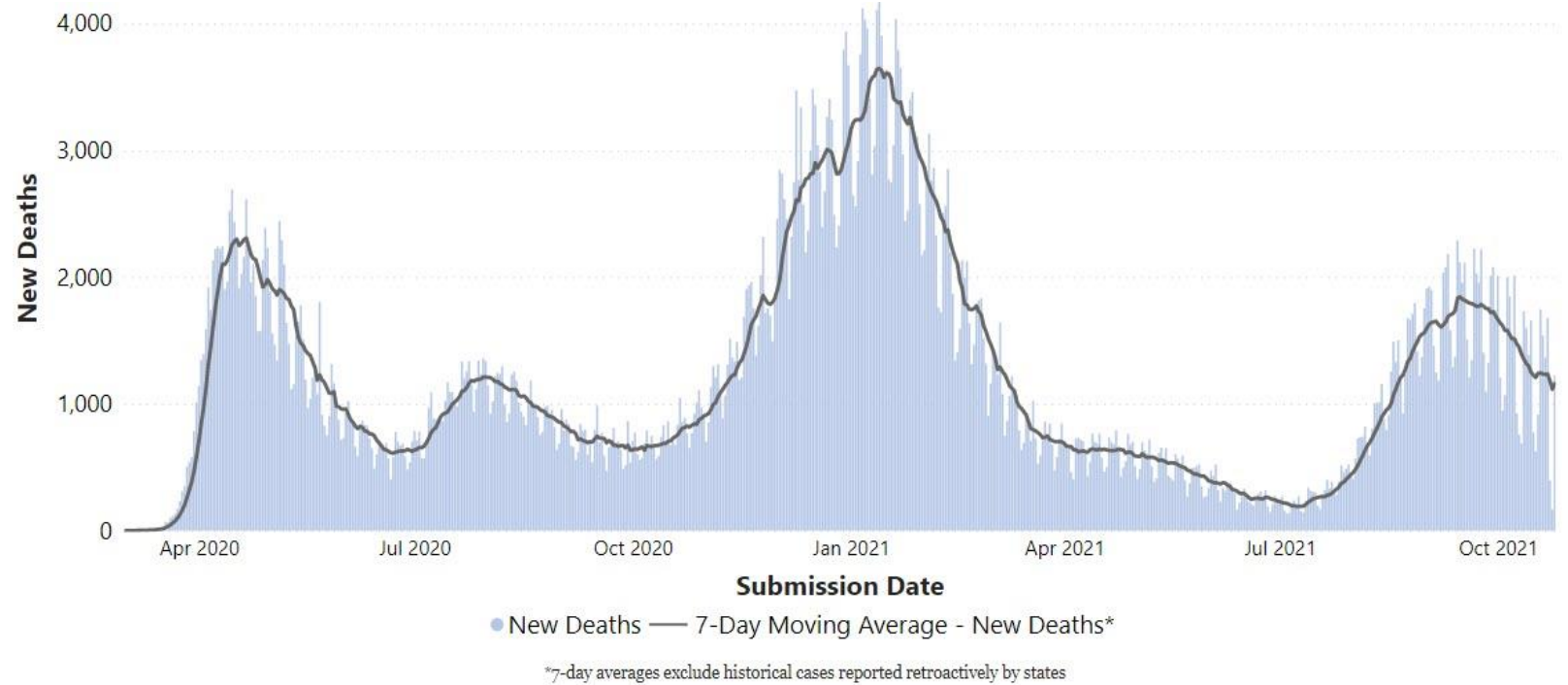
1,160

Prior 7-Day Death Average (10/12/21 - 10/18/21)

1,242

Forecasted Total Deaths by 11/13/21

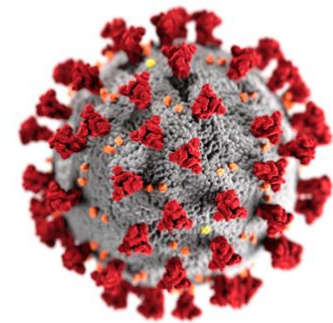
748,000 to 769,000



Post-COVID-19 Conditions

- **Residual organ system dysfunction directly explainable by organ system damage**

- **Signs and symptoms not completely explainable by readily apparent pathogenic processes – “Long COVID”**



Commonly Reported Signs and Symptoms of Post-COVID Conditions

- Dyspnea
- Fatigue
- Post-exertional malaise and/or poor endurance
- “Brain fog,” cognitive impairment
- Cough
- Chest pain
- Headache
- Palpitations and/or tachycardia
- Arthralgia
- Myalgia
- Paresthesia
- Abdominal pain
- Diarrhea
- Insomnia and other sleep difficulties
- Fever
- Lightheadedness
- Impaired daily function and mobility
- Pain
- Rash
- Mood changes
- Anosmia or dysgeusia
- Menstrual cycle irregularities

Source: CDC



September 28, 2021

PLOS MEDICINE

Incidence, Co-Occurrence, and Evolution of Long-COVID Features: A 6-Month Retrospective Cohort Study of 273,618 Survivors of COVID-19

M Taquet, PJ Harrison et al.

- Retrospective cohort study based on electronic health record data from >270,000 individuals diagnosed with COVID-19
- ~37% had at least one symptom reported between 3-6 months after COVID-19 diagnosis
 - Most commonly anxiety/depression, pain, abnormal breathing, abdominal symptoms, fatigue
- Different clinical profiles were observed based on demographics and illness severity



Illness Duration and Symptom Profile in Symptomatic UK School-aged Children Tested for SARS-CoV-2

E Molteni, RC Hughes et al.

- **Prospective cohort study of UK children/adolescents (age 5–17 years)**
 - 4.4% experienced symptoms for 28 days or more
 - 1.8% experienced symptoms for 56 days or more

THE LANCET

Infectious Diseases

online first

September 1, 2021

Risk Factors and Disease Profile of Post-Vaccination SARS-CoV-2 Infection in UK Users of the COVID Symptom Study App: A Prospective, Community-Based, Nested, Case-Control Study

M Antonelli, CJ Steves et al.

- Fully vaccinated individuals who developed breakthrough infections were about half as likely as unvaccinated people to report symptoms of Long COVID lasting at least four weeks after infection



Post COVID Conditions: Key Questions and Gaps

- **Epidemiology**
- **Phenotypes, clinical spectrums, and natural histories**
- **Pathophysiologic mechanisms of disease**
 - e.g. direct viral effects? host responses? damage from critical illness?
- **Risk or protective factors**
- **Does SARS-CoV-2 infection trigger changes in the body that increase the risk of other conditions?**



Researching COVID to Enhance Recovery (RECOVER) Initiative

- **NIH initiative seeking to understand, prevent, and treat the longer-term effects of SARS-CoV-2 infection**
 - **SARS-CoV-2 Recovery Meta-Cohort brings together diverse participants from existing and new cohorts, long COVID clinics, and other settings**
 - **Core facilities (clinical science, data resource, biorepository) to support infrastructure**





THE WHITE HOUSE
WASHINGTON

WH.GOV