



THE WHITE HOUSE  
WASHINGTON

# COVID-19 Press Briefing

March 29, 2021



# Daily Change in COVID-19 Cases, US

January 22, 2020 – March 27, 2021

TOTAL Cases Reported Since 1/22/20

30,038,363

NEW Cases Reported to CDC on 3/27/21

61,994

Change in 7-Day Case Average

+10.6%

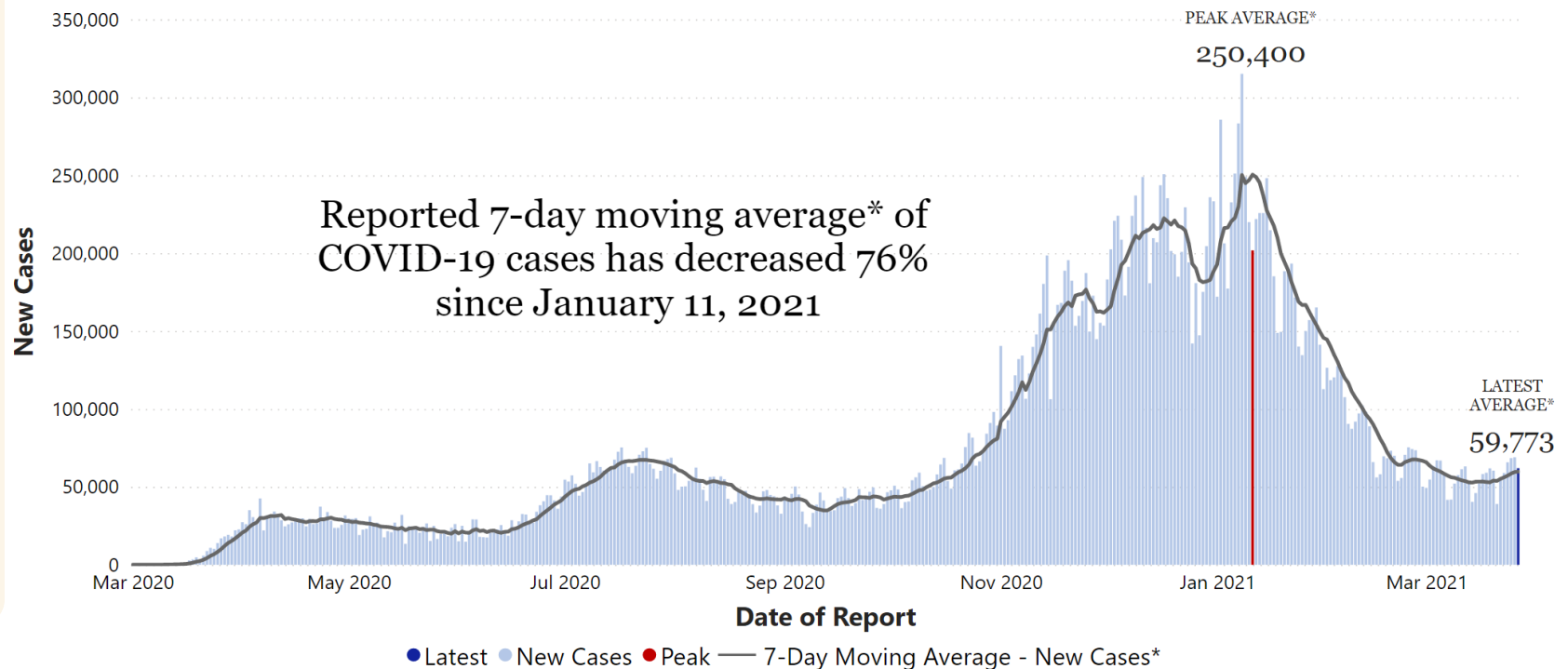
Current 7-Day Case Average (3/21/21 - 3/27/21)

59,773

Prior 7-Day Case Average (3/14/21 - 3/20/21)

54,030

Peaks in New Cases and Highest 7-Day Moving Average		
	Highest Daily Number of New Cases	Highest 7-Day Moving Average
<b>Current</b>	315,119 (1/8/21)	250,400 (1/11/21)
<b>2<sup>nd</sup> Peak</b>	75,319 (7/17/20)	67,337 (7/23/20)
<b>1<sup>st</sup> Peak</b>	42,568 (4/6/20)	31,915 (4/12/20)



\*7-day averages exclude historical cases reported retroactively by states



# New Admissions of Patients with Confirmed COVID-19

August 1, 2020 – March 26, 2021

Patients Currently Hospitalized with COVID on 3/26/21

**32,573**

New Admissions on 3/26/21

**4,967**

Peak in New Admissions (1/5/21)

**17,993**

Change in 7-Day Average of New Admissions

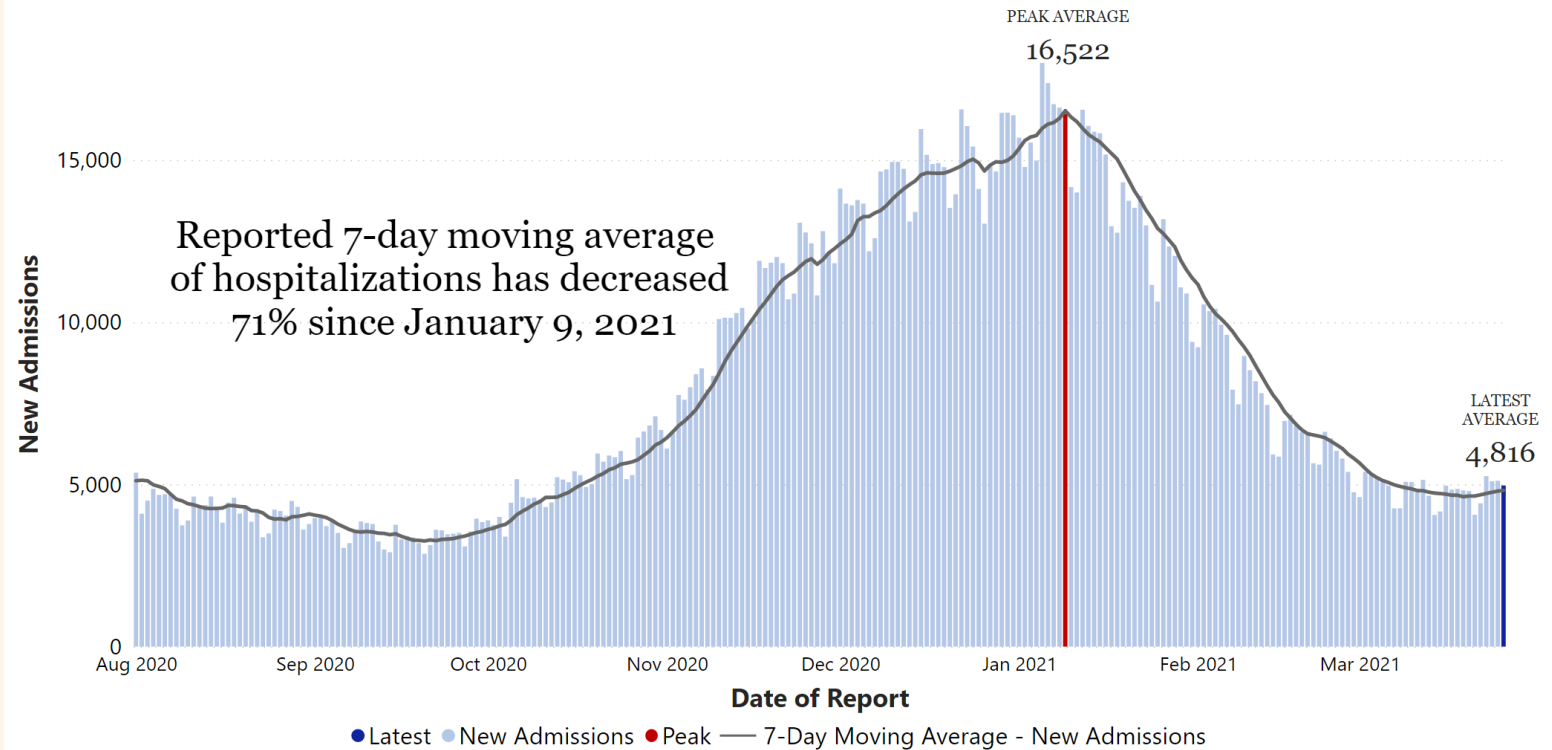
**+4.2%**

Current 7-Day Average of New Admissions (3/20/21 - 3/26/21)

**4,816**

Prior 7-Day Average of New Admissions (3/13/21 - 3/19/21)

**4,621**



# Daily Change in COVID-19 Deaths, United States

January 22, 2020 – March 27, 2021

TOTAL Deaths Reported Since 1/22/2020

546,144

NEW Deaths Reported to CDC on 3/27/21

842

Change in 7-Day Death Average

+2.6%

Current 7-Day Death Average (3/21/21 - 3/27/21)

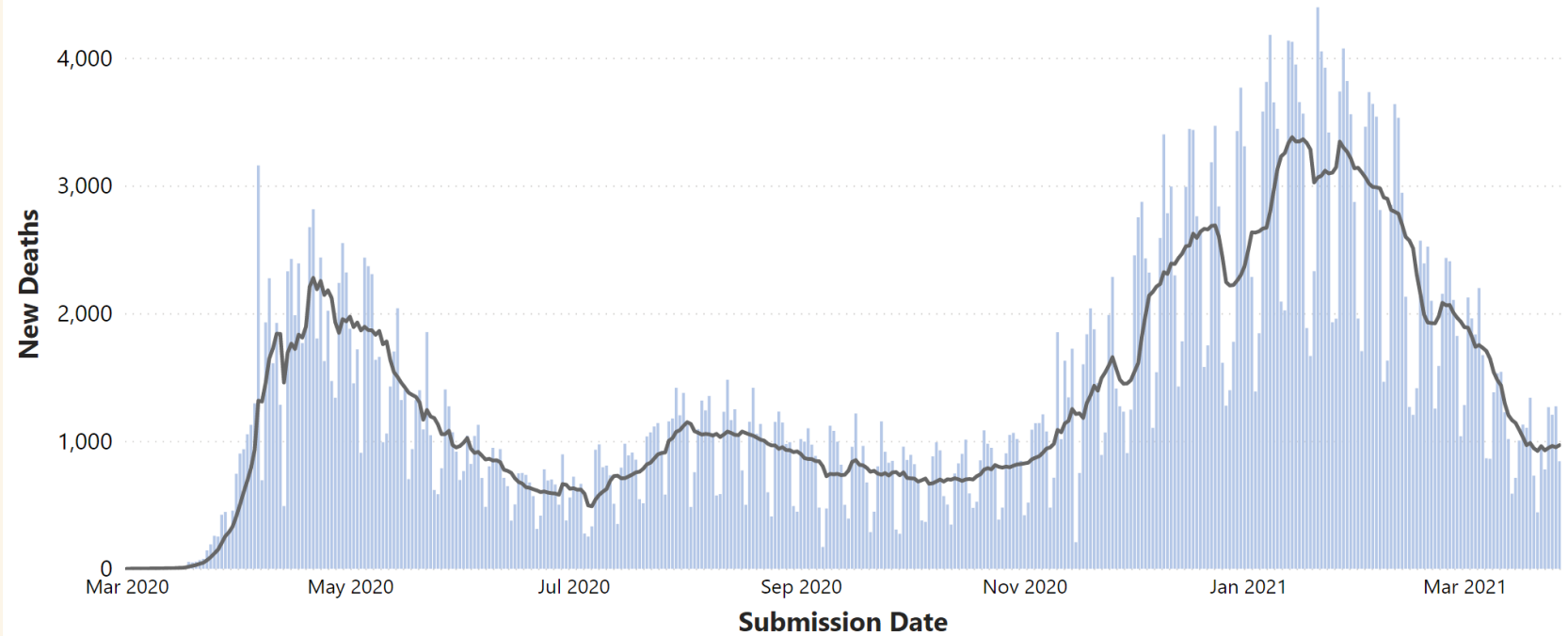
968

Prior 7-Day Death Average (3/14/21 - 3/20/21)

944

Forecasted Total Deaths by 4/17/21

558,000 to 578,000



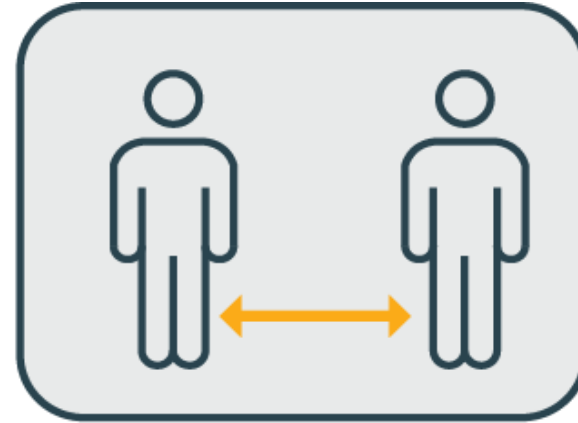
● New Deaths — 7-Day Moving Average - New Deaths\*

\*7-day averages exclude historical cases reported retroactively by states





**WEAR A MASK**



**STAY 6 FEET APART**



**AVOID CROWDS**



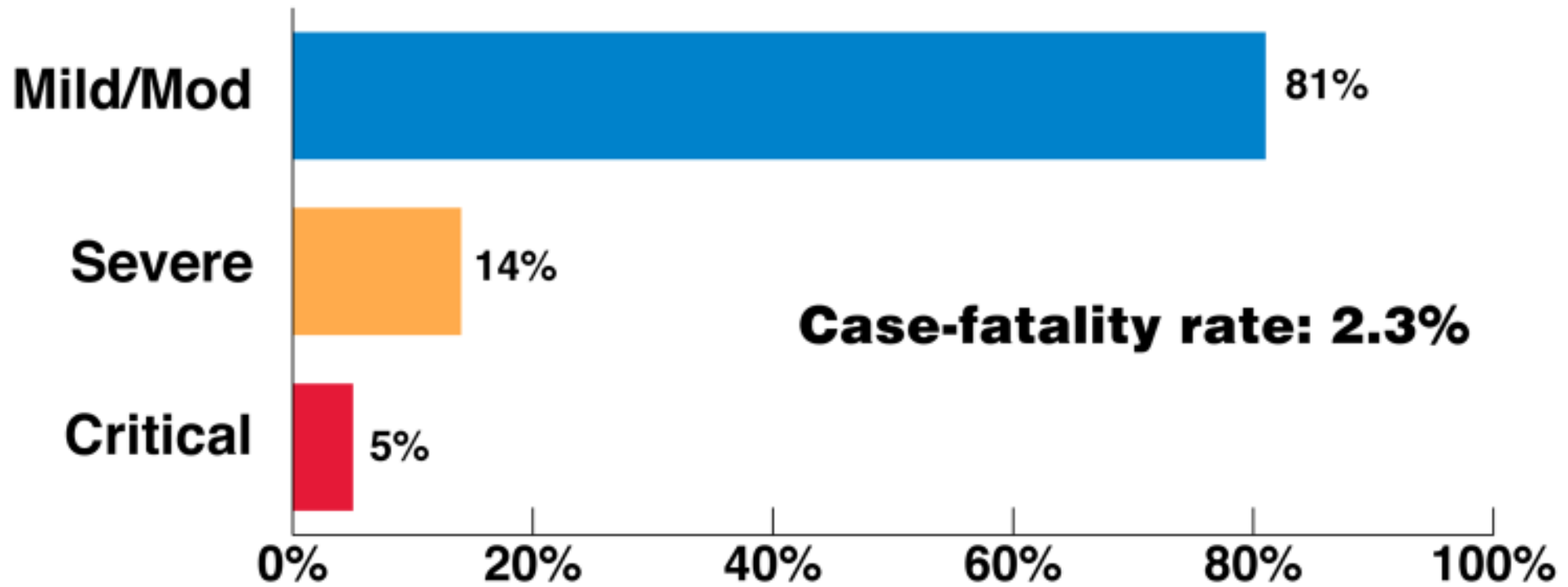
**AVOID TRAVEL**

## **The Proportion of SARS-CoV-2 Infections That Are Asymptomatic**

DP Oran and EJ Topol

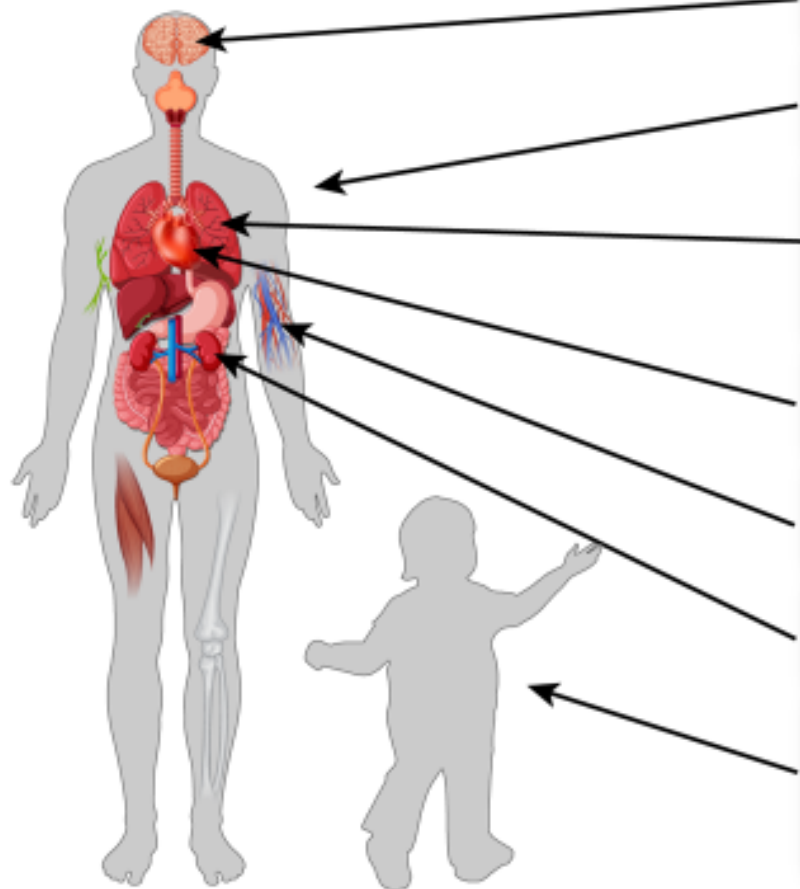
- Available data suggest at least 1/3 of patients with SARS-CoV-2 infections never develop symptoms
- Longitudinal studies suggest ~3/4 of individuals with a positive PCR test who are asymptomatic at time of testing will remain asymptomatic

# Spectrum of Disease Among 44,672 Individuals with Confirmed COVID-19, China



Source: Z Wu & JM McGoogan, *JAMA* 323:1239, 2020.

# Multi-system Manifestations of COVID-19



Neurological disorders

Hyperinflammation

Acute respiratory distress syndrome (ARDS)

Cardiac dysfunction

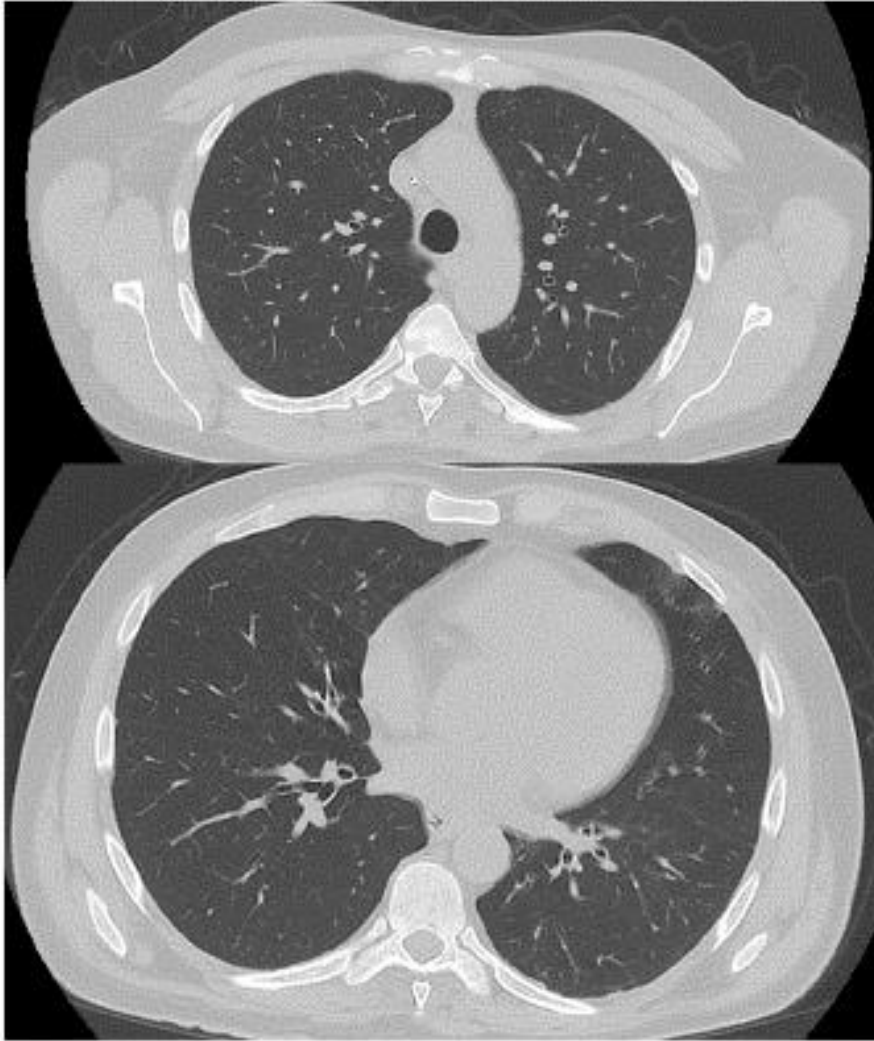
Hypercoagulability

Acute kidney injury

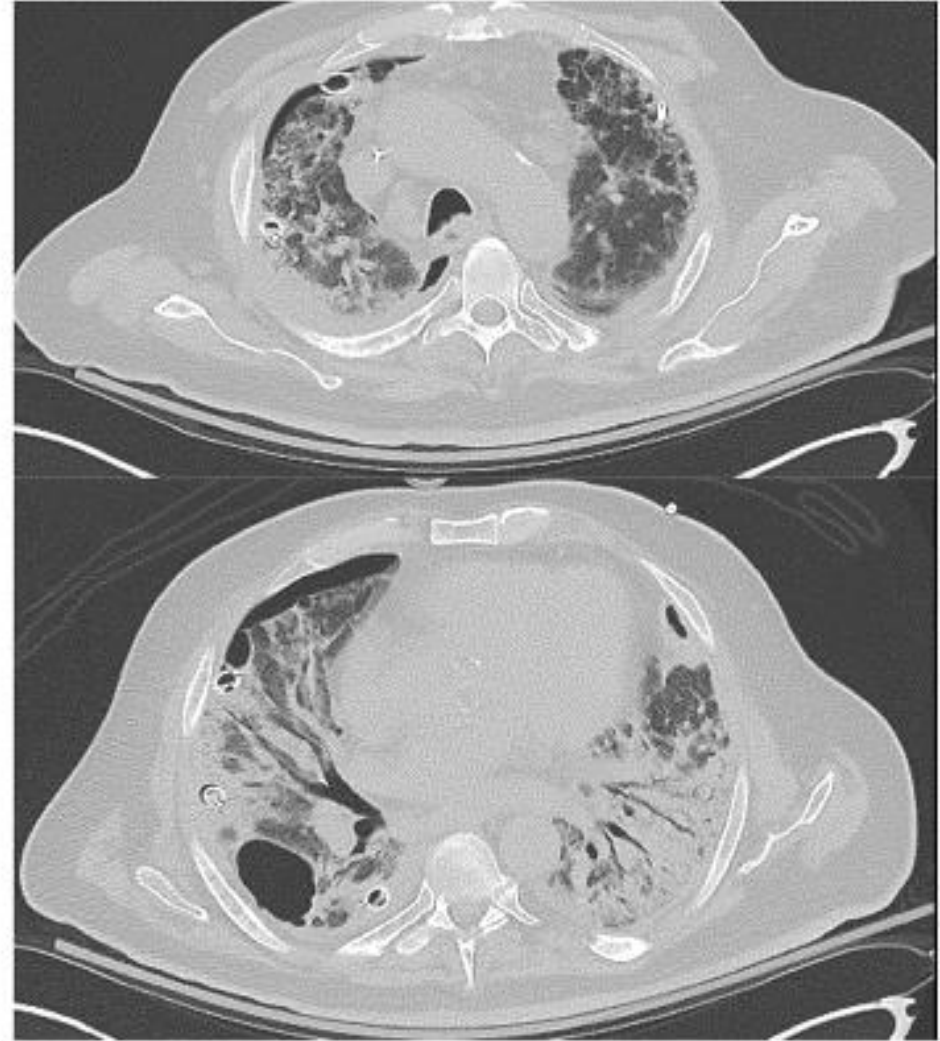
Multisystem inflammatory syndrome in children (MIS-C)



**Patient without COVID-19**



**Patient with severe COVID-19**



# Neurological Disease with COVID-19

Head CT with bilateral cerebral infarcts



Source: Berlin et al., *NEJM* 2020

Brain specimens with microhemorrhages



Courtesy of Dr. A Nath

# Fundamentals to Prevent Acquiring and Transmitting SARS-CoV-2



**Public Health Measures**

**Vaccination**






**Masks**

**Distancing**

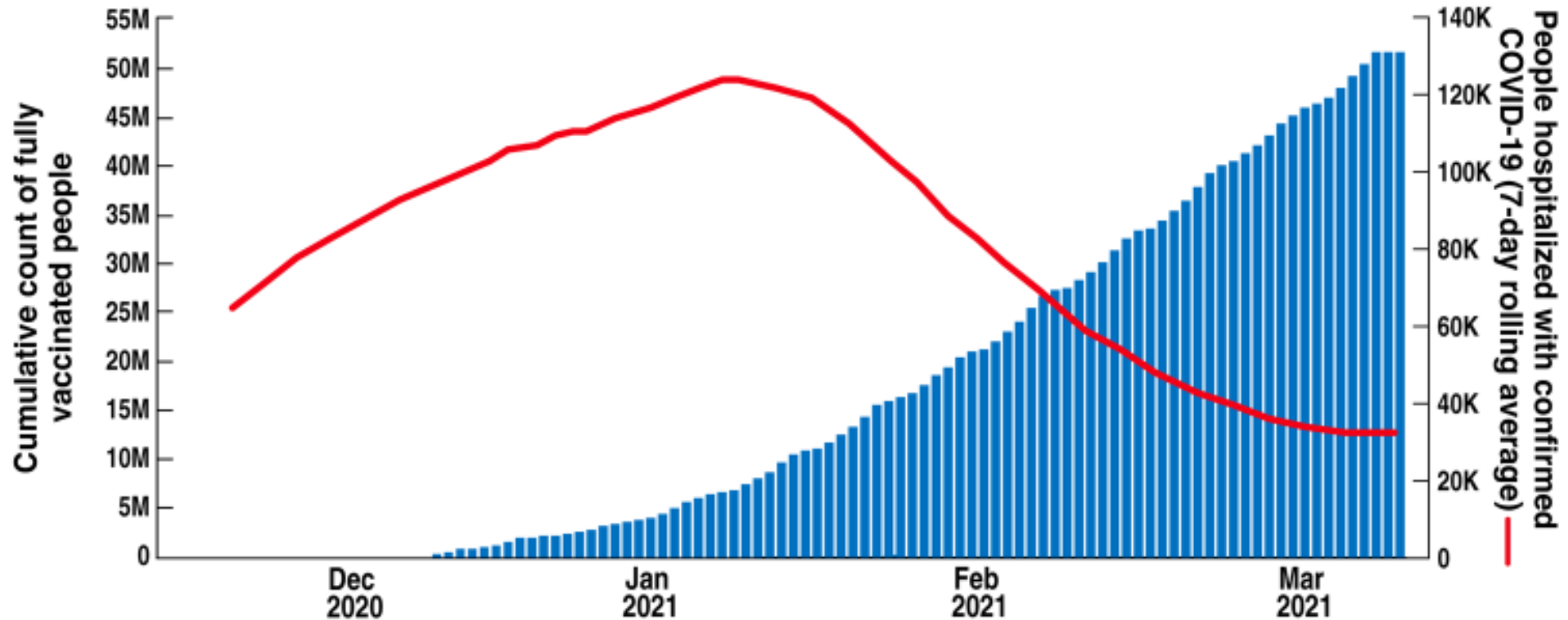
**Avoid congregate settings**

**Hand hygiene**

# COVID-19 Vaccines: Protection Against Hospitalization/Deaths in Phase 3 Trials

	Protection from COVID-19 hospitalization	Protection from COVID-19 death
	~90% (1 hospitalized in vaccine arm after 2nd dose)	100%
	100%	100%
	100%	100%
	100%	100%
	100%	100%

# Number of People Fully Vaccinated Against COVID-19 and COVID-19 Hospitalizations, United States



Source: <https://covid.cdc.gov/covid-data-tracker/>



THE WHITE HOUSE  
WASHINGTON

WH.GOV